



US00D584949S

(12) **United States Design Patent**
Mongeon et al.

(10) **Patent No.:** **US D584,949 S**
(45) **Date of Patent:** **** Jan. 20, 2009**

(54) **CONTAINER AND A CAP**

(75) Inventors: **Murphy Greene Mongeon**, Baltimore, MD (US); **Dominic Peter Hale**, London (GB); **Richard John Gamble**, London (GB); **George Scott Kerr**, Mason, OH (US); **Thomas Hlavacek**, Bregenz (AT); **Matthew David Fitts**, Fairfield, OH (US)

(73) Assignee: **The Procter & Gamble Company**, Cincinnati, OH (US)

(**) Term: **14 Years**

(21) Appl. No.: **29/268,642**

(22) Filed: **Nov. 10, 2006**

(51) **LOC (9) Cl.** **09-01**

(52) **U.S. Cl.** **D9/521; D9/522; D9/529; D9/575; D9/435**

(58) **Field of Classification Search** D9/682, D9/686-689, 693-694, 723-725, 727-729, D9/521-523, 529-530, 537-545, 549, 551-552, D9/556, 558, 561, 564-565, 569, 571-575, D9/435, 546, 447, 449; 215/382-384, 396, 215/398; 220/660, 669, 675; 222/210, 212-213
See application file for complete search history.

(56) **References Cited**

U.S. PATENT DOCUMENTS

D86,460 S	3/1932	Keating	
D195,772 S *	7/1963	Sanders D3/205
D198,288 S	5/1964	Johns	
3,933,268 A	1/1976	Buske	
4,087,028 A *	5/1978	Lang 222/556
4,196,808 A	4/1980	Pardo	
D280,599 S	9/1985	Green	
4,573,595 A	3/1986	Mednis	
4,640,423 A	2/1987	Mednis	
4,673,094 A	6/1987	Mednis	
4,708,253 A	11/1987	Mednis	
D304,550 S	11/1989	Demarest	
D319,970 S	9/1991	Beeman	

D327,010 S	6/1992	Spiegel	
5,316,159 A	5/1994	Douglas	
D381,895 S *	8/1997	Cheng D9/529
D382,803 S	8/1997	Gavin	
5,740,947 A	4/1998	Flaig	
D417,624 S *	12/1999	Herrmann et al. D9/575
6,047,992 A	4/2000	Hampton	
D439,156 S	3/2001	Hall	
D439,518 S	3/2001	Gavin	
D449,778 S	10/2001	Legoupil	
D460,694 S	7/2002	Llusca	
D461,718 S	8/2002	Brozell	

(Continued)

Primary Examiner—Carol Rademaker

(74) *Attorney, Agent, or Firm*—Linda M. Sivik; Marianne Dressman; Tara Rosnell

(57) **CLAIM**

The ornamental design for a container and a cap, as shown and described.

DESCRIPTION

FIG. 1 is a perspective view of a container and a cap, embodying our new design;

FIG. 2 is a back elevational view of the container and the cap of FIG. 1;

FIG. 3 is a front elevational view of the container and the cap of FIG. 1;

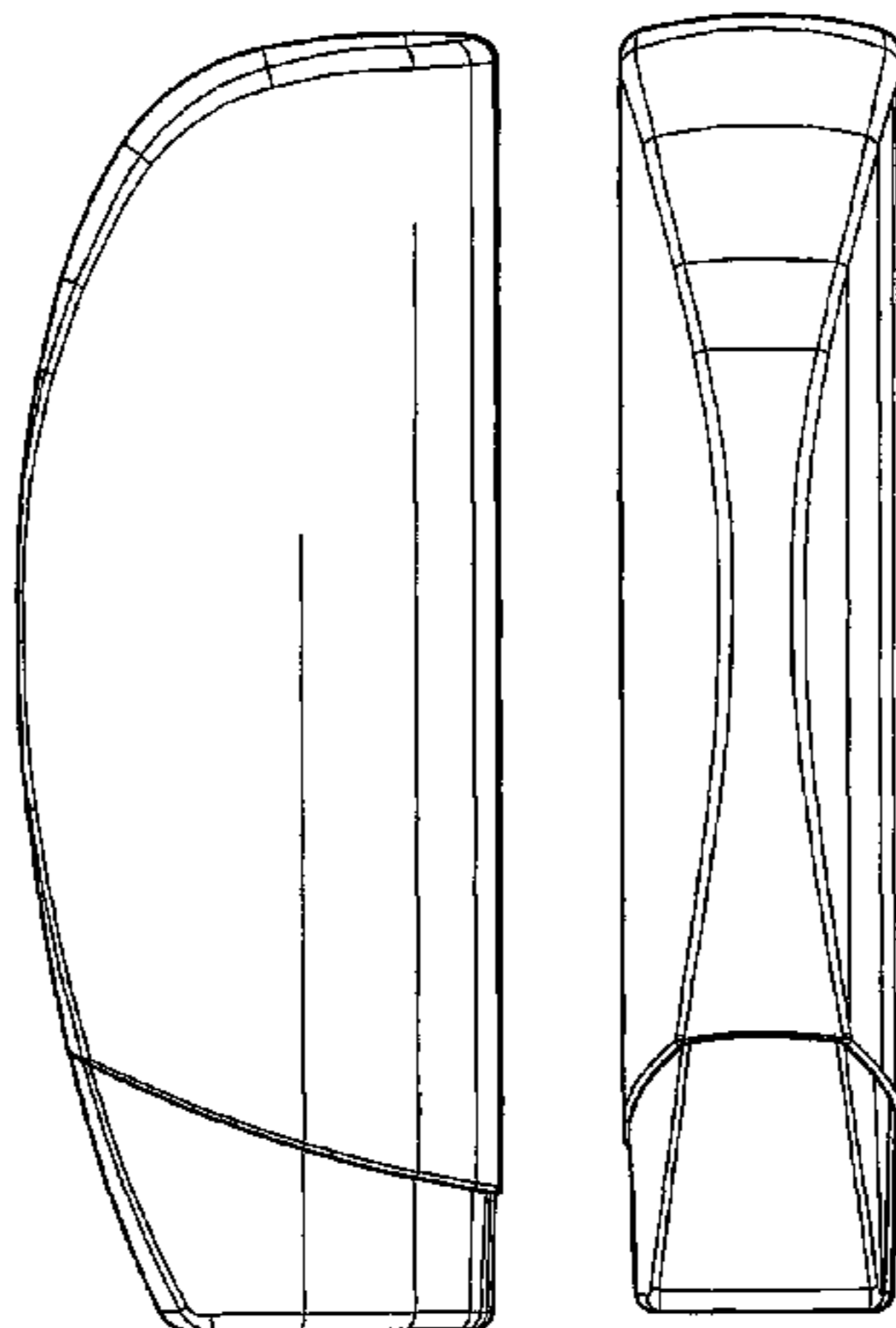
FIG. 4 is a left side elevational view of the container and the cap of FIG. 1;

FIG. 5 is a right side elevational of the container and the cap of FIG. 1;

FIG. 6 is a top view of the container and the cap of FIG. 1; and,

FIG. 7 is a bottom view of the container and the cap of FIG. 1.

1 Claim, 7 Drawing Sheets



US D584,949 S

Page 2

U.S. PATENT DOCUMENTS

D468,423 S *	1/2003	Renfrew	D24/115	D506,930 S *	7/2005	Cauwood et al.	D9/522
D472,150 S	3/2003	Yourist		D508,407 S *	8/2005	Busch et al.	D9/522
D474,408 S *	5/2003	Rennie et al.	D9/521	D531,037 S *	10/2006	Mongeon et al.	D9/529 X
D482,285 S	11/2003	Desouza		D531,038 S *	10/2006	Mongeon et al.	D9/575 X
D486,065 S *	2/2004	Hutchinson et al.	D9/521	D531,509 S *	11/2006	Mongeon et al.	D9/522
D486,737 S	2/2004	Oates		D531,906 S *	11/2006	Mongeon et al.	D9/529 X
D489,267 S *	5/2004	Rennie et al.	D9/521	D533,066 S *	12/2006	Mongeon et al.	D9/522
6,772,898 B1	8/2004	Florino		D533,074 S *	12/2006	Mongeon et al.	D9/687
6,857,530 B2	2/2005	Yourist					

* cited by examiner




Fig. 1




Fig. 2




Fig. 3




Fig. 4

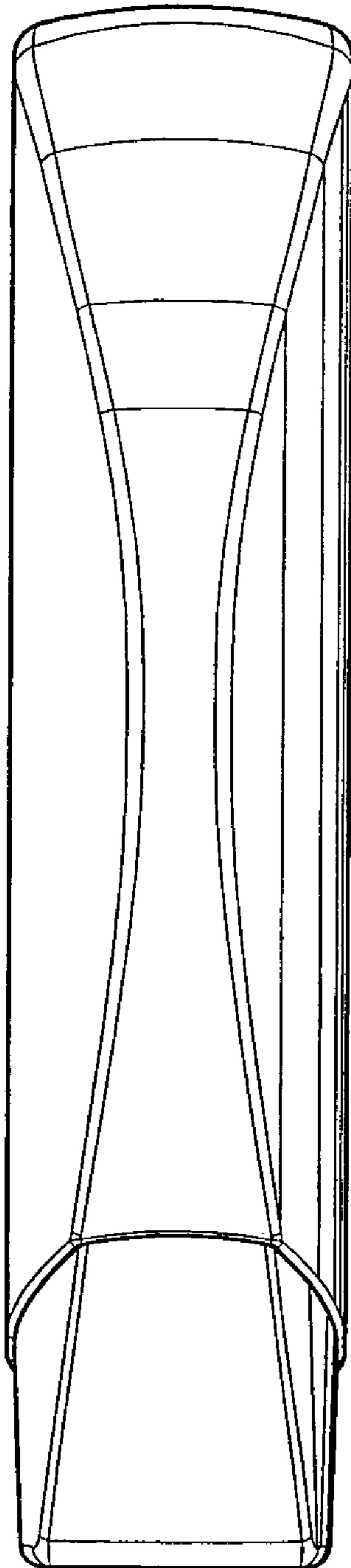


Fig. 5

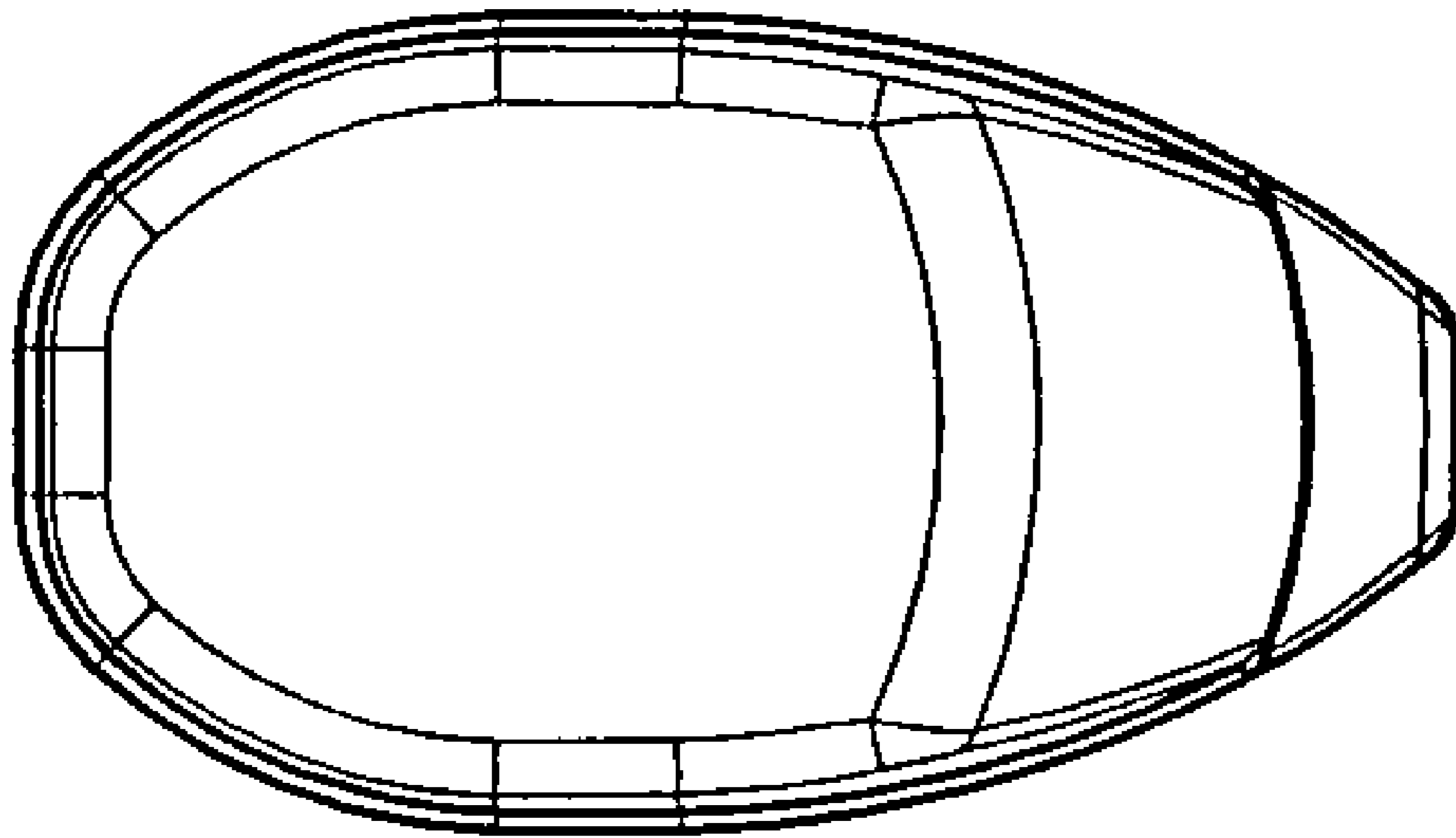


Fig. 6

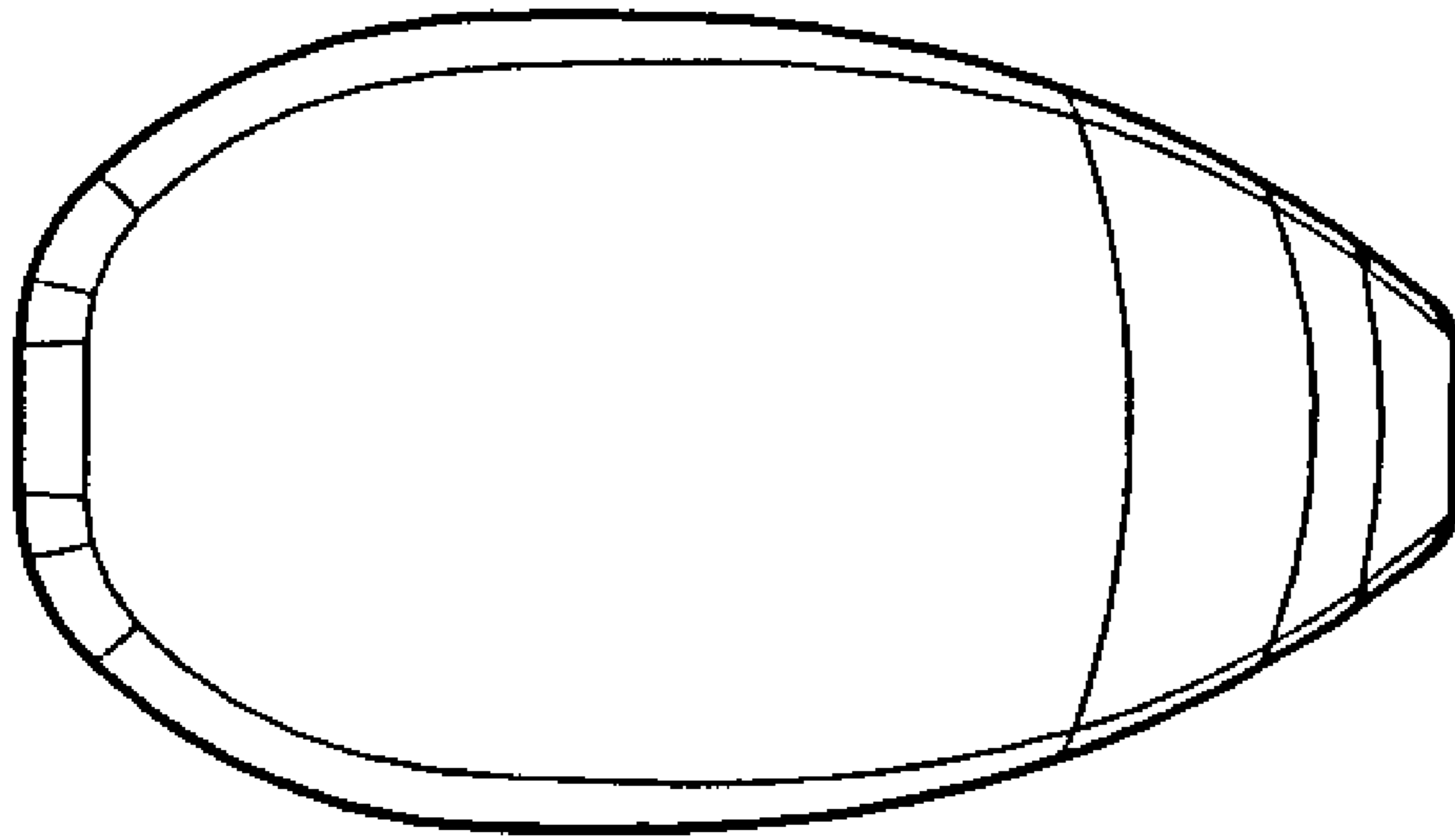


Fig. 7