



US00D584935S

(12) **United States Design Patent**  
**Packard et al.**

(10) **Patent No.:** **US D584,935 S**

(45) **Date of Patent:** **\*\* \*Jan. 20, 2009**

(54) **MEDIA CUTTING DEVICE**

4,001,934 A 1/1977 Bell  
4,106,196 A 8/1978 Smithline

(75) Inventors: **Joy A. Packard**, Hudson, WI (US);  
**Scott D. Pearson**, Woodbury, MN (US);  
**Gerald E. Mueller**, Eagan, MN (US);  
**Lisa M. Miller**, Spring Valley, WI (US)

(Continued)

**FOREIGN PATENT DOCUMENTS**

(73) Assignee: **3M Innovative Properties Company**,  
St. Paul, MN (US)

DE 3614860 A1 11/1987

(\*) Notice: This patent is subject to a terminal disclaimer.

(Continued)

(\*\*) Term: **14 Years**

**OTHER PUBLICATIONS**

(21) Appl. No.: **29/279,891**

“Film & Sheet Safety Cutters,” Martor USA [on line], [retrieved from the internet Apr. 11, 2005], URL <http://www.martorusa.com/s.nl/sc.2/category.8/f>, pp. 1-4.

(22) Filed: **May 10, 2007**

(Continued)

(51) **LOC (9) Cl.** ..... **08-03**

*Primary Examiner*—Philip S Hyder

(52) **U.S. Cl.** ..... **D8/98**

(58) **Field of Classification Search** ..... D8/14,  
D8/98, 99, 102, 104; 30/287, 289, 294, 314,  
30/317, 320, 335; D3/18

(57) **CLAIM**

See application file for complete search history.

The ornamental design for a media cutting device, as shown and described.

(56) **References Cited**

**DESCRIPTION**

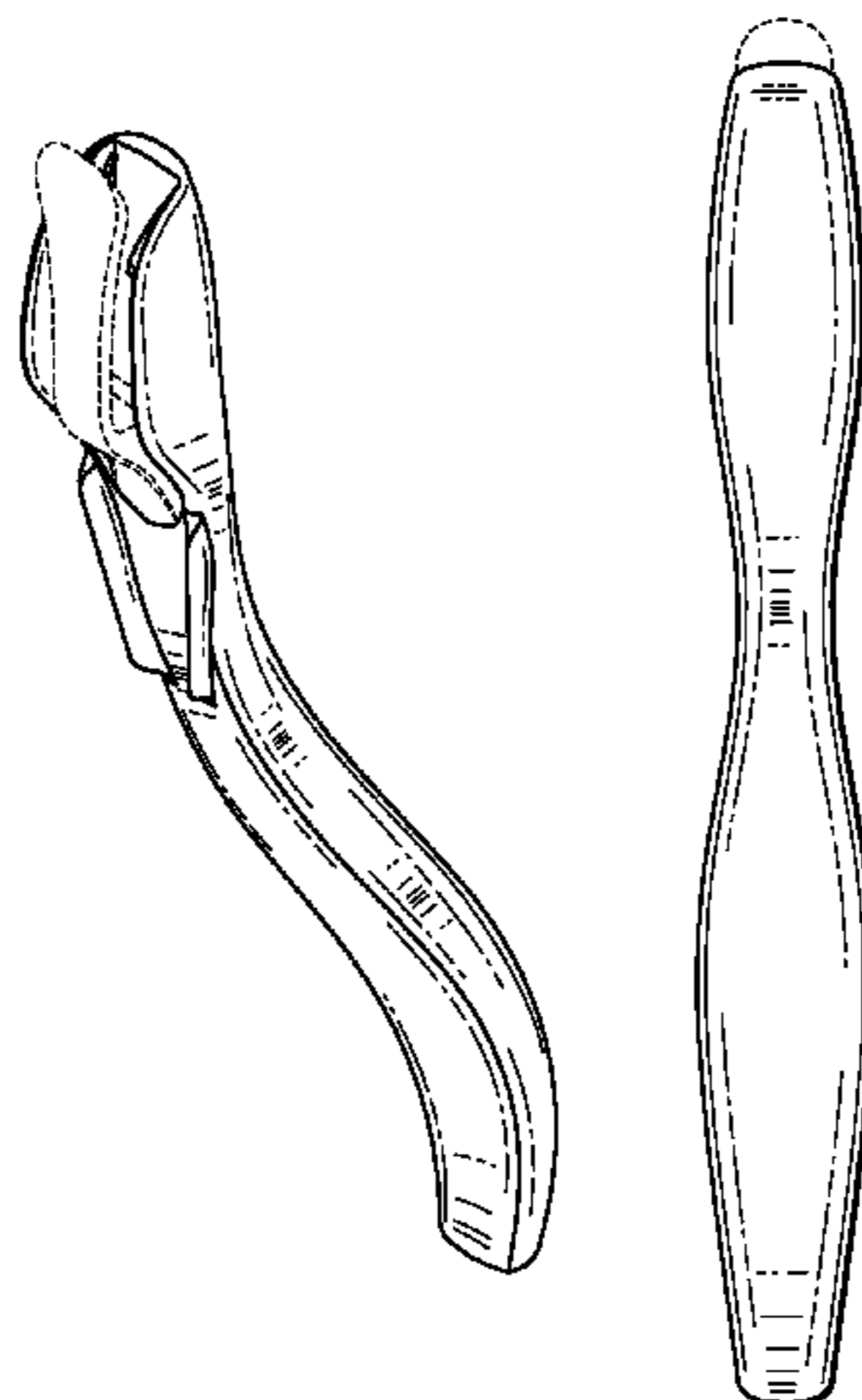
**U.S. PATENT DOCUMENTS**

515,094 A	2/1894	Payne	
2,274,978 A	3/1942	Currier	
2,294,018 A	8/1942	Borst	
2,329,805 A	9/1943	Wilson, Sr.	
2,389,648 A	11/1945	Stafford	
2,571,234 A	10/1951	Guest	
2,610,399 A	9/1952	Adams et al.	
2,645,007 A	7/1953	Alfredsson et al.	
3,028,670 A *	4/1962	Tilly	30/294
3,365,798 A	1/1968	Cunningham	
3,673,687 A *	7/1972	Phillips et al.	30/294
D230,007 S *	1/1974	Cramer	D8/98
3,824,688 A	7/1974	Goffe	
3,835,536 A	9/1974	Marcoux	
3,883,953 A	5/1975	Saullo et al.	

FIG. 1 is a bottom perspective view of a media cutting device;  
FIG. 2 is a front view thereof;  
FIG. 3 is a bottom view thereof;  
FIG. 4 is a top view thereof;  
FIG. 5 is a rear view thereof; and,  
FIG. 6 is a left side view, the right side view being a mirror image thereof.

The broken lines in the drawings are shown for illustrative purposes only and form no part of the claimed design. In addition, the surface shading illustrated in the drawings is provided merely to highlight the contour of design; it is not intended to be illustrative of texture or gloss.

**1 Claim, 3 Drawing Sheets**



# US D584,935 S

Page 2

## U.S. PATENT DOCUMENTS

4,134,206 A \* 1/1979 Beermann ..... 30/294  
D254,243 S 2/1980 Florian et al.  
D269,154 S 5/1983 Freedman et al.  
4,581,823 A 4/1986 Gilman  
D291,651 S 9/1987 Sieg et al.  
D305,499 S 1/1990 Walker  
D320,150 S 9/1991 Huang  
5,054,699 A 10/1991 DeJaynes  
5,072,515 A 12/1991 Heitz  
D323,967 S 2/1992 Talbot  
5,205,007 A 4/1993 Goldstein  
5,232,132 A 8/1993 Broussard et al.  
5,285,575 A 2/1994 Hirano  
D362,168 S 9/1995 Mancini  
5,480,080 A 1/1996 Ferguson  
5,564,145 A 10/1996 Goldstein  
5,638,603 A 6/1997 Li  
5,724,738 A 3/1998 Ballarini  
5,737,842 A 4/1998 Freedman  
5,768,787 A 6/1998 Ireland  
5,809,656 A 9/1998 Lindberg  
5,896,667 A 4/1999 Hawkins  
5,964,388 A 10/1999 Jennings et al.  
5,983,505 A 11/1999 Gibson  
6,003,181 A 12/1999 Wenk  
D423,318 S 4/2000 Lacy  
D424,397 S 5/2000 Wiseman  
6,240,645 B1 6/2001 Ozeki  
6,615,495 B1 9/2003 Evens et al.  
D481,609 S 11/2003 Perlmutter et al.  
6,941,664 B1 9/2005 Engle et al.

D514,916 S \* 2/2006 Craig ..... D8/102  
7,003,884 B2 \* 2/2006 Perlmutter et al. .... 30/162  
D525,852 S \* 8/2006 Pearson et al. .... D8/98  
D527,603 S \* 9/2006 Gullicks et al. .... D8/98  
2007/0245571 A1 10/2007 Pearson

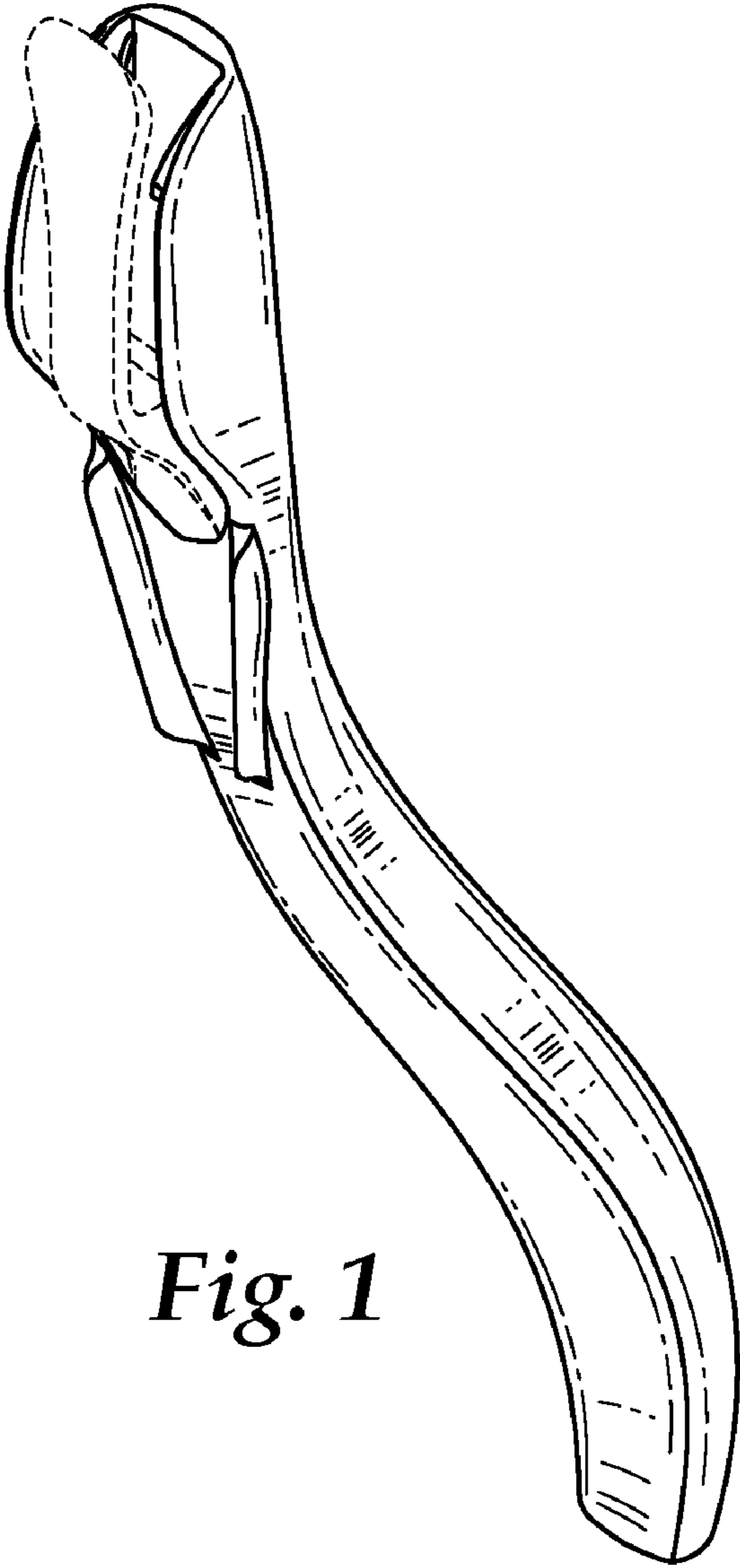
## FOREIGN PATENT DOCUMENTS

DE 196 54 034 7/1997  
EP 771256 B1 1/1999  
JP 05-318333 12/1993  
JP 2001-62162 3/2001  
JP 2001-198368 7/2001  
KR 20-0240124 7/2001  
KR 20-0243780 8/2001  
WO WO 95/35190 12/1995

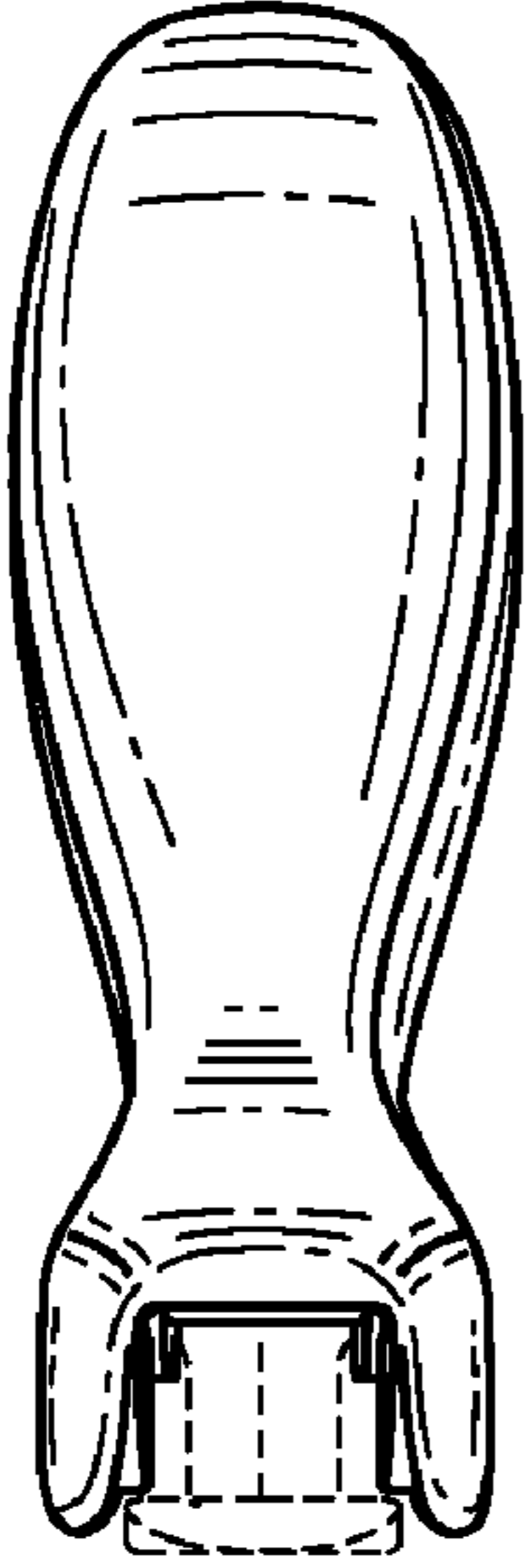
## OTHER PUBLICATIONS

“Snitty (On Card)-43047” Martor USA [on line], [retrieved from the internet Apr. 7, 2005], URL <http://www.martorusa.com/s.nl/sc.2/category.8/it.A/id.640/.f>, pp. 1-2 and 1.  
The Amazing Open X® [on line], [retrieved from the internet Jun. 20, 2005], URL <http://www.myopenx.com/guarantee.htm>, pp. 1.  
“World’s Best Gift Wrap Cutter,” New Design Inc., Vernon Hills, IL 60061, brochure, pp. 1-4.  
“The Ribbon-Master®” from Group One Limited, [retrieved from the internet Dec. 5, 2005], URL [http://www.grouponelimited.com/rib\\_mast.htm](http://www.grouponelimited.com/rib_mast.htm), pp. 1-4.  
“The Mini-Master™”, from Group One Limited, [retrieved from the internet Dec. 5, 2005], URL [http://www.grouponelimited.com/mini\\_mas.htm](http://www.grouponelimited.com/mini_mas.htm), pp. 1-3.  
U.S. Appl. No. 11/616,996, Scott D. Pearson, filed Dec. 28, 2006.

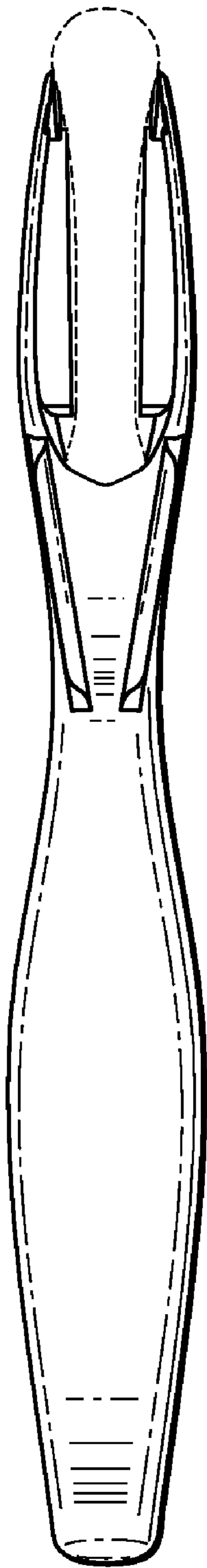
\* cited by examiner



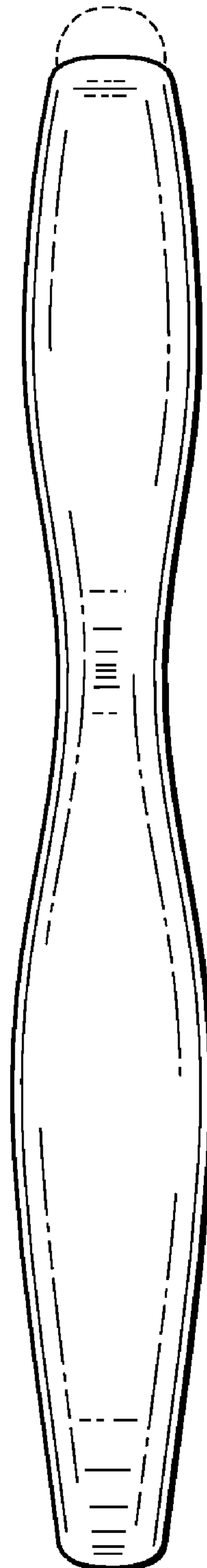
*Fig. 1*



*Fig. 2*



*Fig. 3*



*Fig. 4*

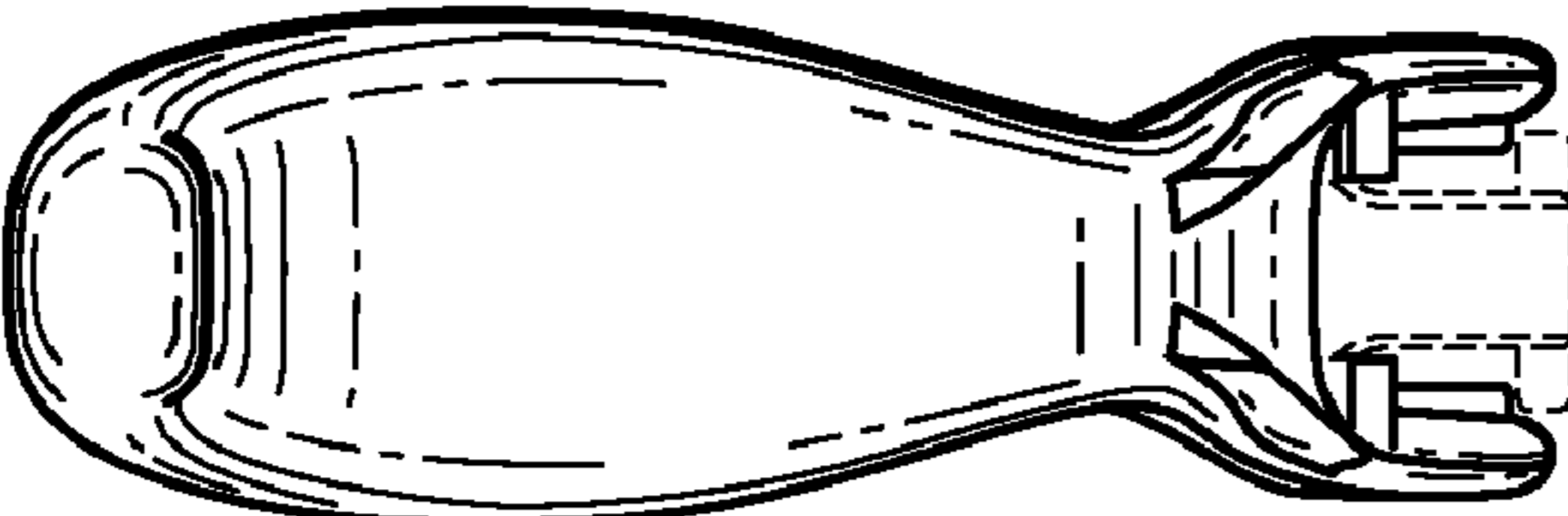


Fig. 5

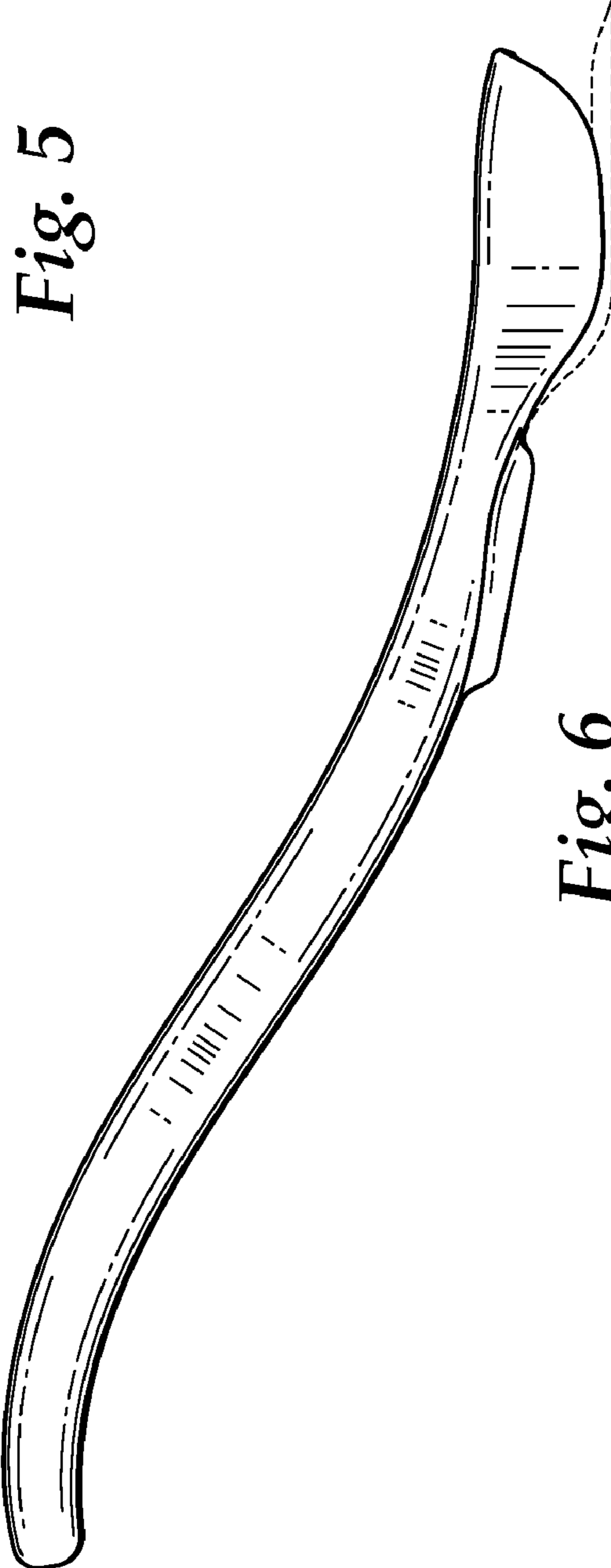


Fig. 6