



US00D584928S

(12) **United States Design Patent**
Eide et al.

(10) **Patent No.:** **US D584,928 S**
(45) **Date of Patent:** **** Jan. 20, 2009**

(54) **WHISK**

(75) Inventors: **Annbjorg Eide**, Elmira, NY (US);
Deborah A. Green-Cotton, Chicago, IL
(US); **Marisol Rodriguez**, Brooklyn,
NY (US); **Alberto Mantilla**, New York,
NY (US); **Anthony Baxter**, Hoboken,
NJ (US)

(73) Assignee: **WKI Holding Company, Inc.**,
Rosemont, IL (US)

(**) Term: **14 Years**

(21) Appl. No.: **29/305,238**

(22) Filed: **Mar. 16, 2008**

(51) **LOC (9) Cl.** **07-02**

(52) **U.S. Cl.** **D7/690**

(58) **Field of Classification Search** D7/682–696,
D7/376, 379, 380, 393, 395; 366/342–344,
366/129, 130; 416/69, 70 R, 71, 72, 227 R;
16/430, 431

See application file for complete search history.

(56) **References Cited**

U.S. PATENT DOCUMENTS

3,412,983	A *	11/1968	Kesilman et al.	416/70 R
D277,924	S	3/1985	Kafka	
4,735,510	A *	4/1988	Barbour et al.	366/343
D302,638	S	8/1989	Hiscott et al.	
D304,009	S	10/1989	Gecchelin	
5,788,368	A	8/1998	Anderson et al.	
6,206,561	B1	3/2001	Hefli	

6,257,752	B1 *	7/2001	Browne	366/129
6,454,456	B2	9/2002	Browne	
D475,255	S	6/2003	Bell et al.	
D475,900	S	6/2003	Fisher	
D480,612	S *	10/2003	Schulein	D7/690
D488,034	S *	4/2004	Overthun et al.	D7/690
D521,822	S	5/2006	Settele	
D527,959	S	9/2006	Fung	
D541,600	S *	5/2007	Olsen	D7/690
D541,601	S	5/2007	Fung	
D542,102	S	5/2007	Cheung	
7,213,964	B2	5/2007	Holcomb et al.	
D560,103	S	1/2008	Browne	

* cited by examiner

Primary Examiner—Terry A Wallace

(74) *Attorney, Agent, or Firm*—McDermott Will & Emery
LLP

(57) **CLAIM**

We claim the ornamental design for a whisk, as shown and described.

DESCRIPTION

FIG. 1 is a perspective view of a whisk according to the new design;

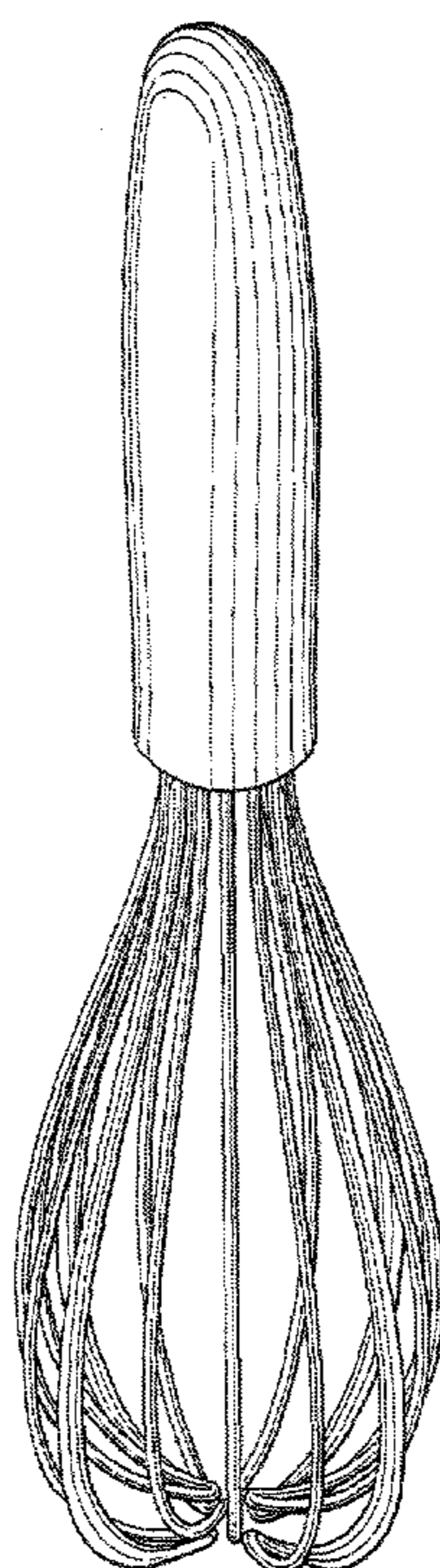
FIG. 2 is a top view of the whisk shown in FIG. 1;

FIG. 3 is a bottom view of the whisk shown in FIG. 1;

FIG. 4 is a front view of the whisk shown in FIG. 1, the rear view of the whisk being a mirror image thereof; and,

FIG. 5 is a right side view of the whisk shown in FIG. 1, the left side view of the whisk being a mirror image thereof.

1 Claim, 2 Drawing Sheets



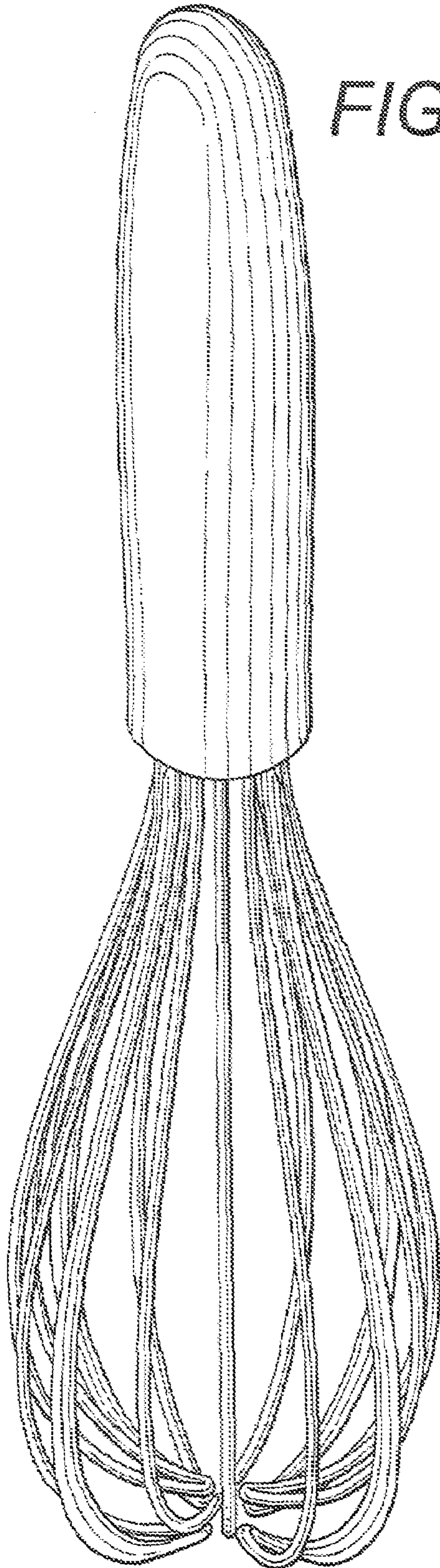


FIG. 1

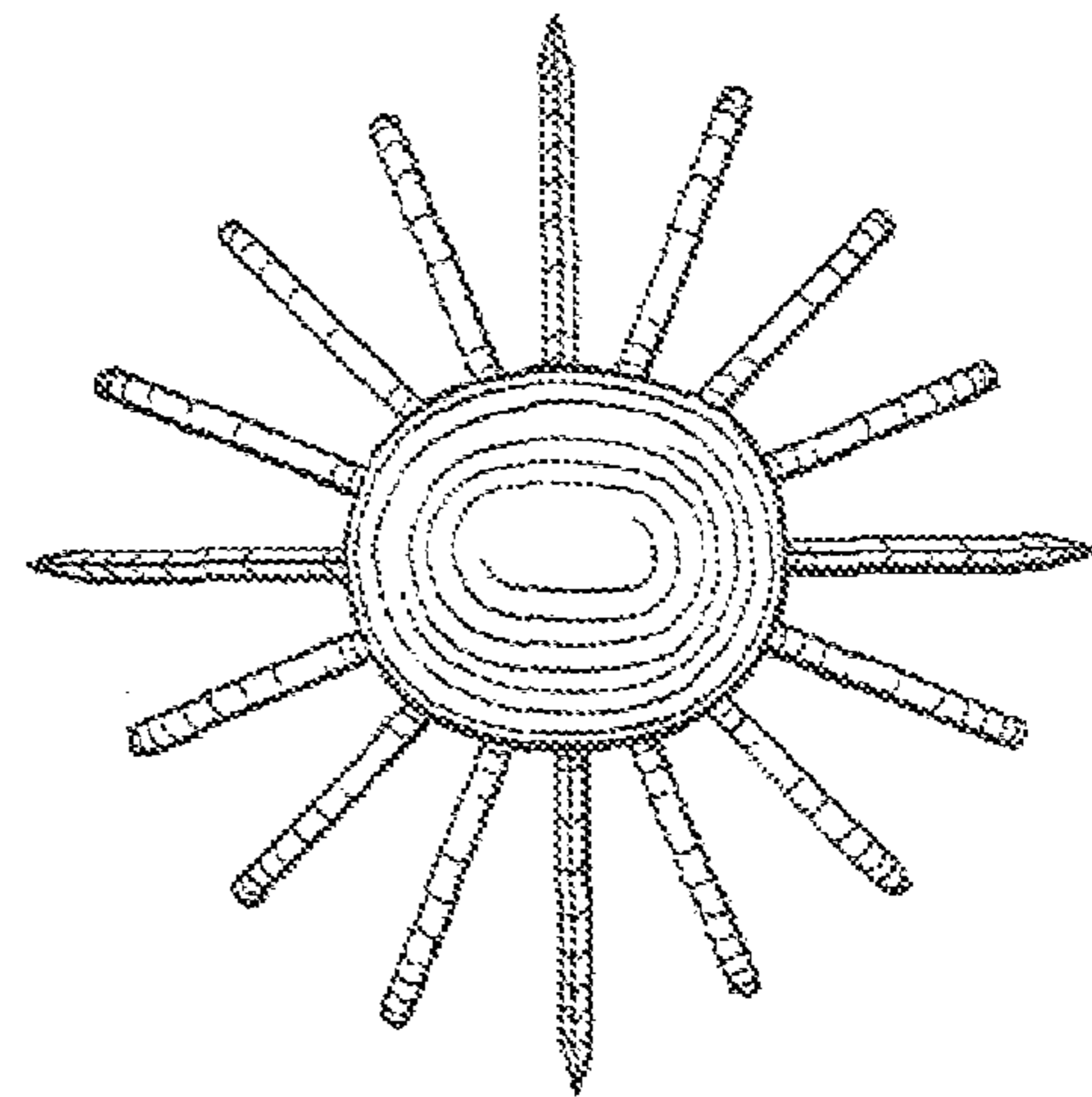


FIG. 2

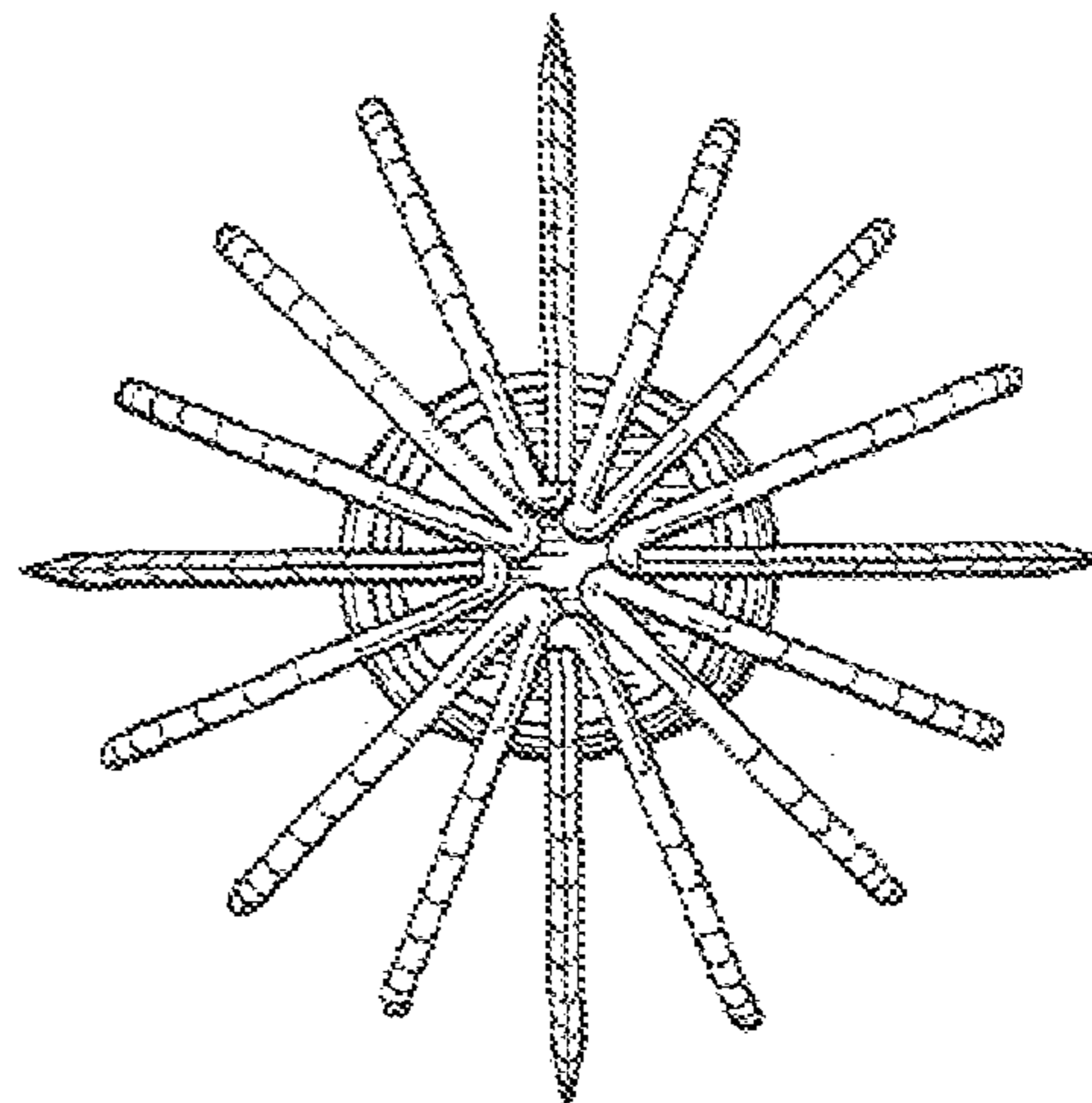


FIG. 3

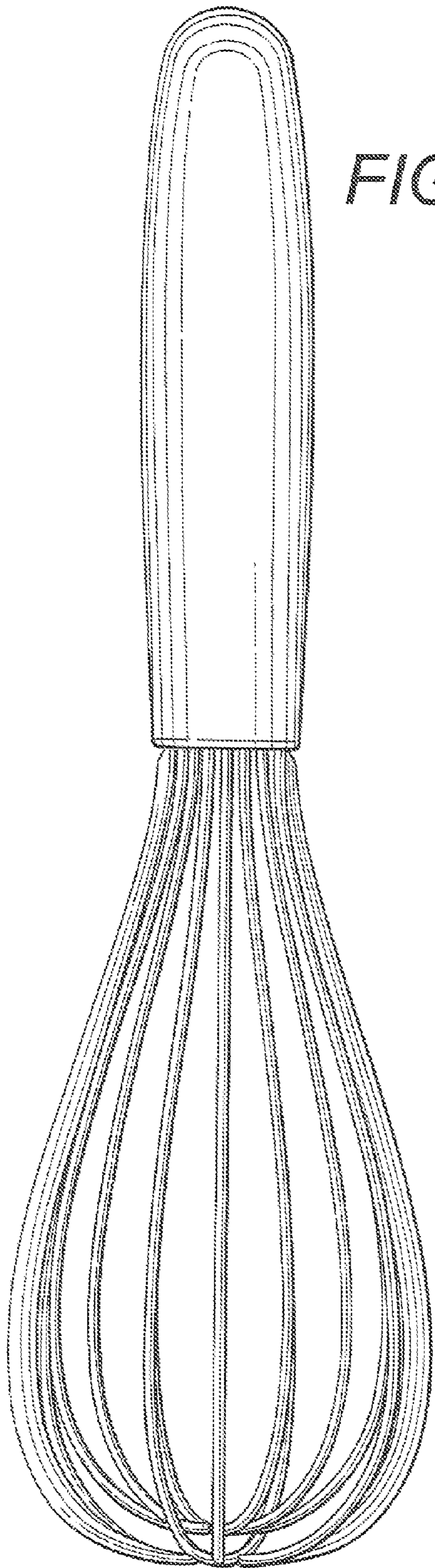


FIG. 4

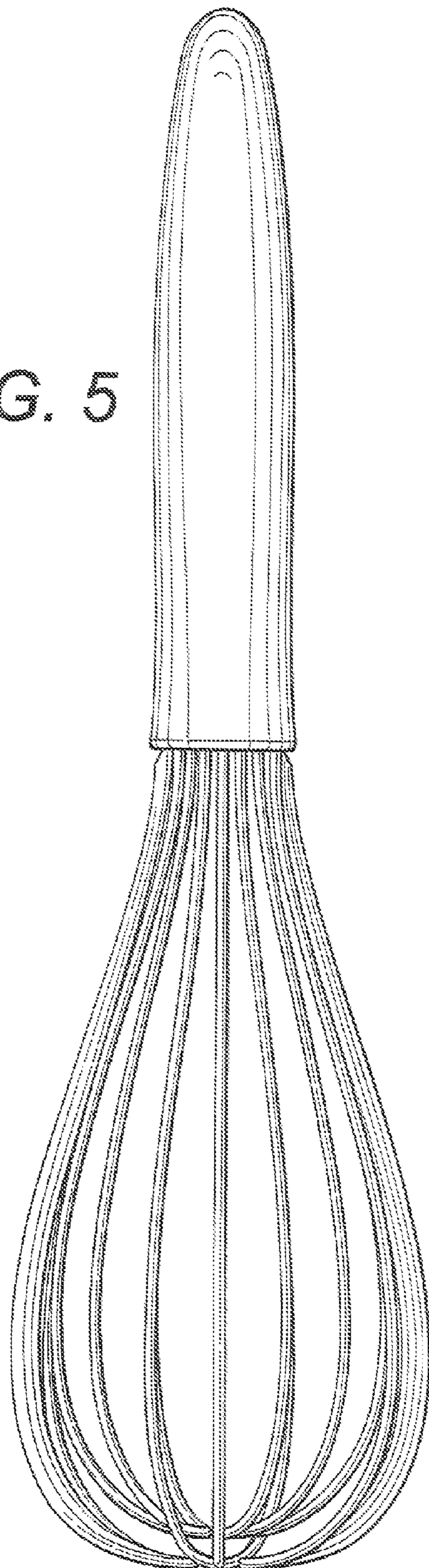


FIG. 5