



US00D584927S

(12) **United States Design Patent**
Vendl et al.

(10) **Patent No.:** **US D584,927 S**
(45) **Date of Patent:** **** Jan. 20, 2009**

(54) **SPOON SCRAPER**

(75) Inventors: **Lynn Vendl**, Woodridge, IL (US);
Melanie Conklin, Brooklyn, NY (US);
James Kwon, Oakland Gardens, NY
(US); **Louis Henry**, Scarsdale, NY (US)

(73) Assignee: **Wilton Industries, Inc.**, Woodridge, IL
(US)

(**) Term: **14 Years**

(21) Appl. No.: **29/319,225**

(22) Filed: **Jun. 5, 2008**

(51) **LOC (9) Cl.** **07-02**

(52) **U.S. Cl.** **D7/688; D7/691**

(58) **Field of Classification Search** D7/681-696,
D7/393, 395, 669, 401.2, 653-664; 30/324-328;
294/1.1, 7, 8, 55

See application file for complete search history.

Primary Examiner—Terry A Wallace
(74) *Attorney, Agent, or Firm*—DLA Piper LLP (US);
Jennifer E. Lacroix

(57) **CLAIM**

The ornamental design for a spoon scraper, as shown and described.

DESCRIPTION

FIG. 1 is a perspective view of the spoon scraper;
FIG. 2 is a top plan view of the spoon scraper;
FIG. 3 is a bottom plan view of the spoon scraper;
FIG. 4 is a left side elevational view of the spoon scraper;
FIG. 5 is a right side elevational view of the spoon scraper;
FIG. 6 is a rear elevational view of the spoon scraper; and,
FIG. 7 is a front elevational view of the spoon scraper.

1 Claim, 3 Drawing Sheets

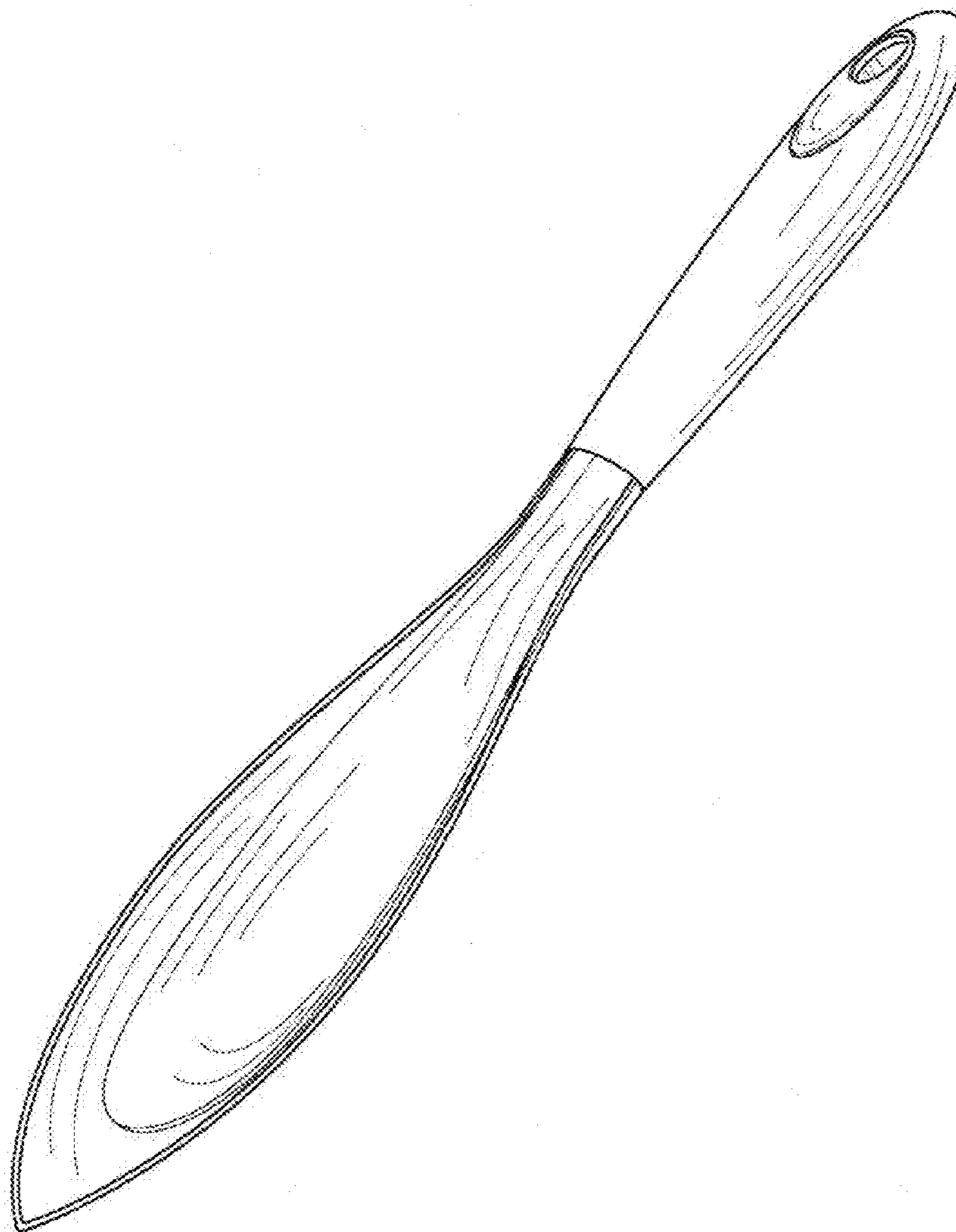




FIG. 1

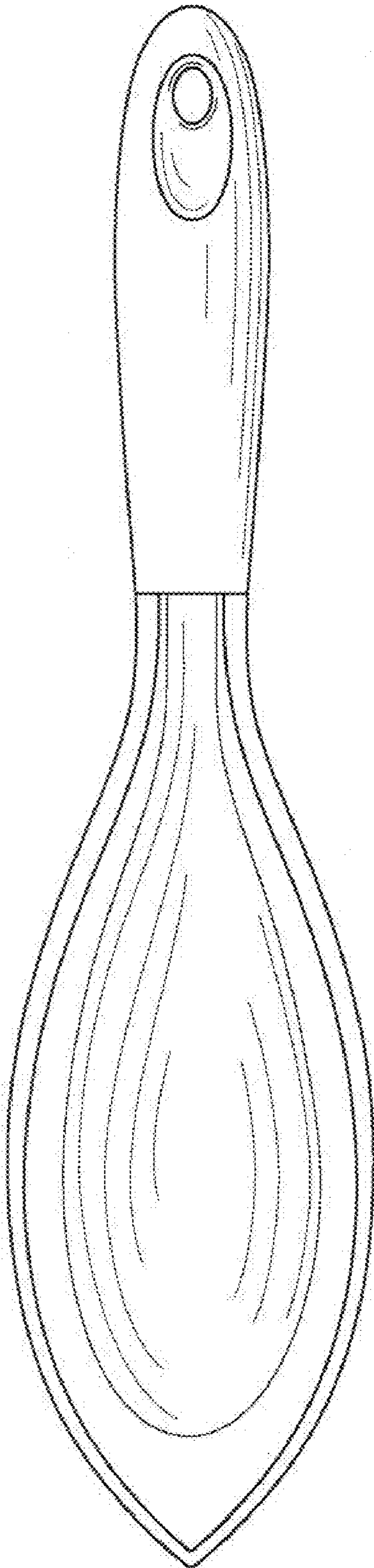


FIG. 2

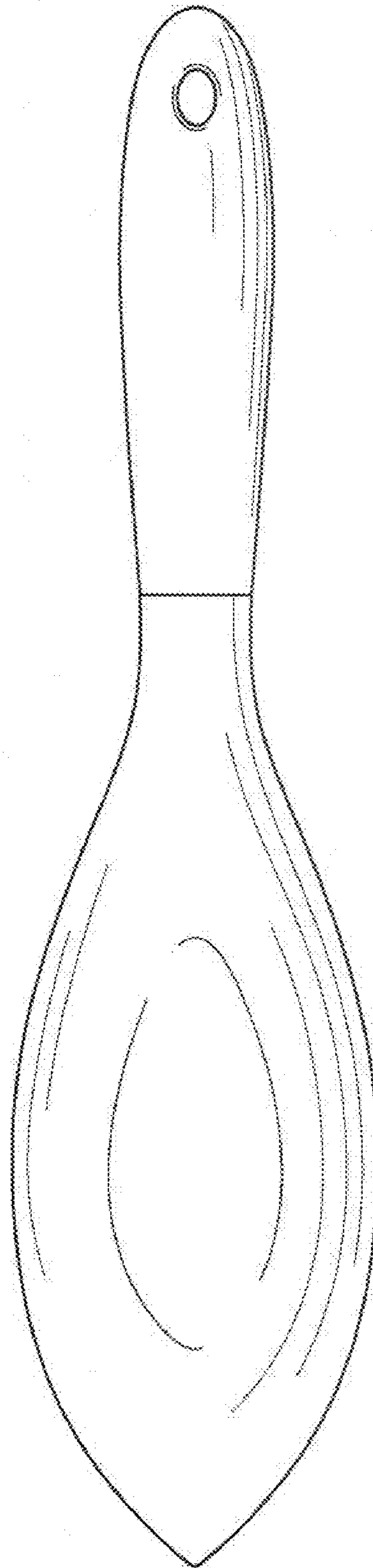


FIG. 3




FIG. 4




FIG. 5

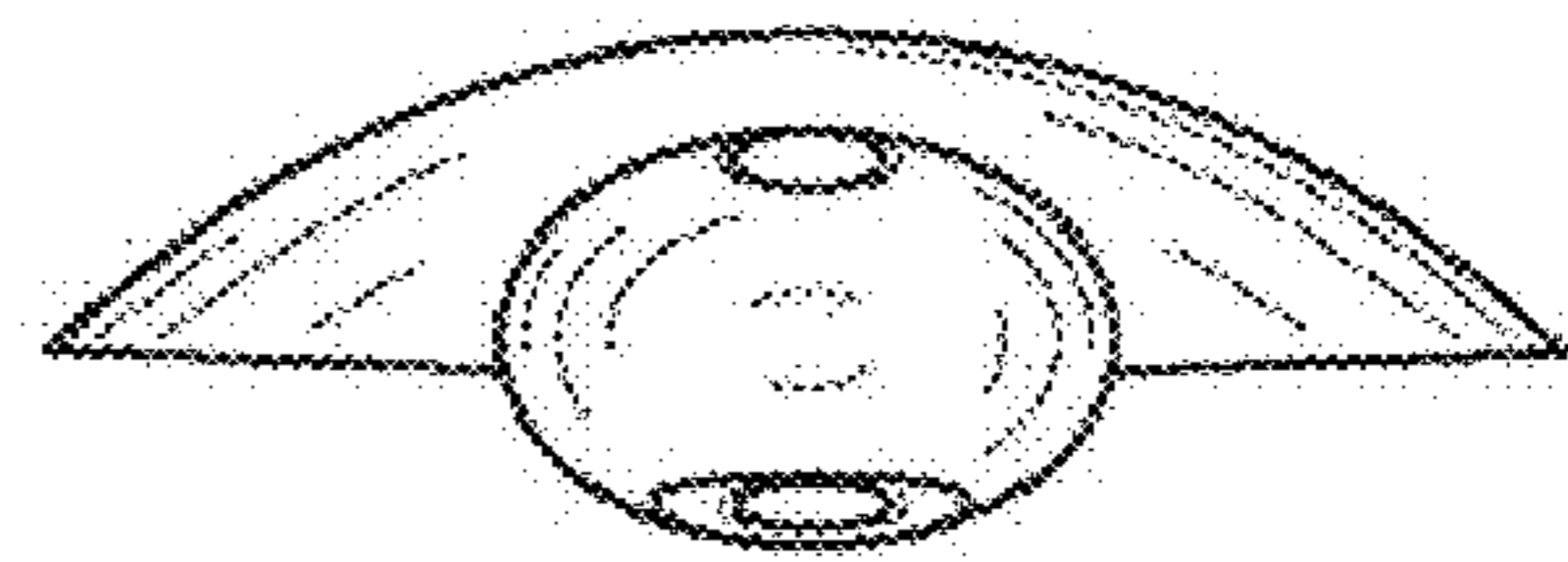


FIG. 6

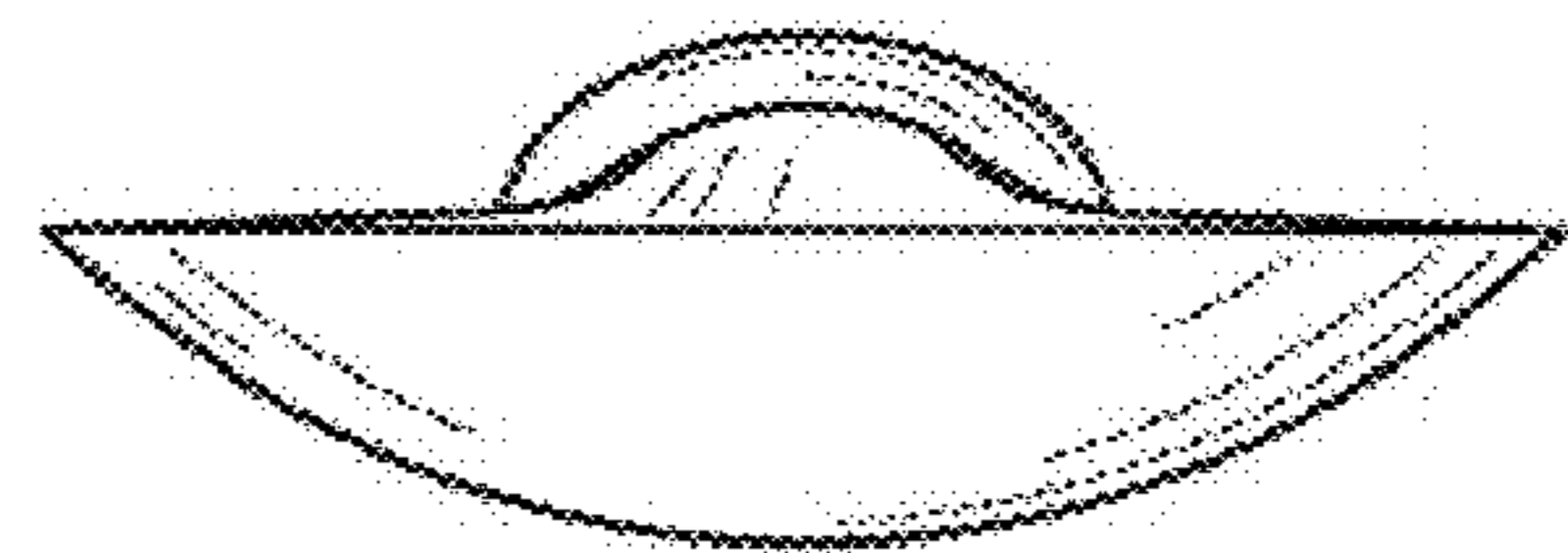


FIG. 7