



US00D584923S

(12) **United States Design Patent**  
**Scherer**

(10) **Patent No.:** **US D584,923 S**  
(45) **Date of Patent:** **\*\* Jan. 20, 2009**

(54) **PLATE**  
(75) **Inventor:** **Bernard Scherer**, Esch-Sur-Alzette (LU)  
(73) **Assignee:** **Villeroy & Boch AG**, Mettlach (DE)  
(\*\*) **Term:** **14 Years**

D283,098 S \* 3/1986 Murdick et al. .... D7/586  
D472,430 S \* 4/2003 Scherer ..... D7/570  
D488,352 S \* 4/2004 Tisdale et al. .... D7/586  
D494,817 S \* 8/2004 Rutter et al. .... D7/543  
D522,314 S \* 6/2006 Warner ..... D7/545  
D523,697 S \* 6/2006 Haataja ..... D7/587  
D543,075 S \* 5/2007 Ablo ..... D7/566  
D575,587 S \* 8/2008 Schosser ..... D7/584  
D575,590 S \* 8/2008 Ablo ..... D7/586

(21) **Appl. No.:** **29/307,527**

\* cited by examiner

(22) **Filed:** **Apr. 24, 2008**

*Primary Examiner*—Philip S Hyder  
*Assistant Examiner*—Cynthia Underwood

(30) **Foreign Application Priority Data**

(74) *Attorney, Agent, or Firm*—Friedrich Kueffner

Oct. 24, 2007 (EM) ..... 000 814 710

(57) **CLAIM**

(51) **LOC (9) Cl.** ..... **07-01**  
(52) **U.S. Cl.** ..... **D7/566; D7/554.3**  
(58) **Field of Classification Search** ..... D7/500,  
D7/550.1, 566, 545, 554.2, 553.2, 584, 586;  
D9/424; 229/406; 206/565; 220/574, 555,  
220/560, 575

The ornamental design for a plate, as shown and described.

See application file for complete search history.

**DESCRIPTION**

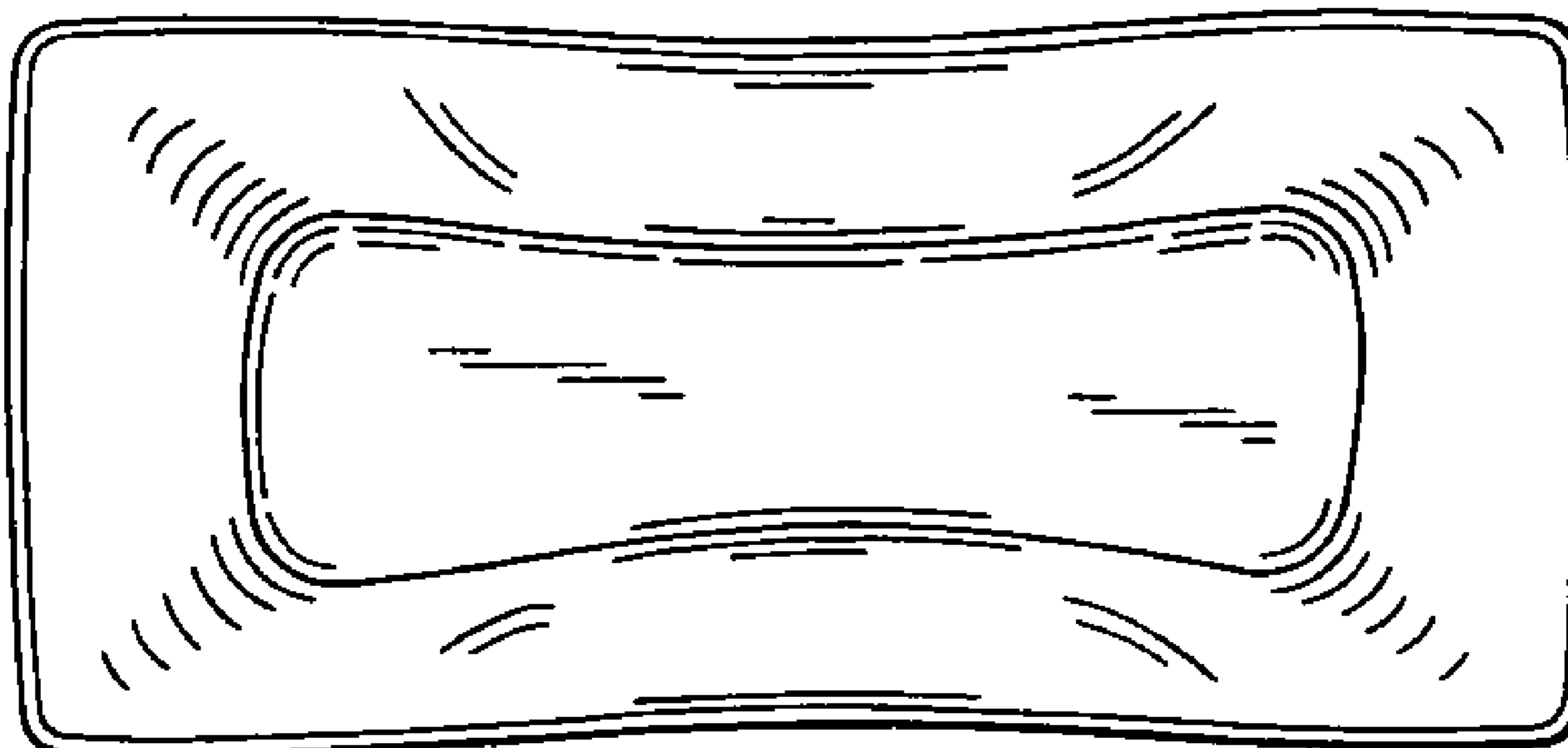
(56) **References Cited**

FIG. 1 is a top view thereof of a plate showing my new design;  
FIG. 2 is a bottom view thereof;  
FIG. 3 is a perspective view thereof;  
FIG. 4 is a front view thereof;  
FIG. 5 is a side view thereof;  
FIG. 6 is a back view thereof; and,  
FIG. 7 is a another side view thereof.

**U.S. PATENT DOCUMENTS**

755,786 A \* 3/1904 Martin ..... 220/574  
D157,823 S \* 3/1950 Wright ..... D7/545  
D191,123 S \* 8/1961 Jones ..... D7/554.3  
D206,773 S \* 1/1967 Reny ..... D9/424

**1 Claim, 1 Drawing Sheet**



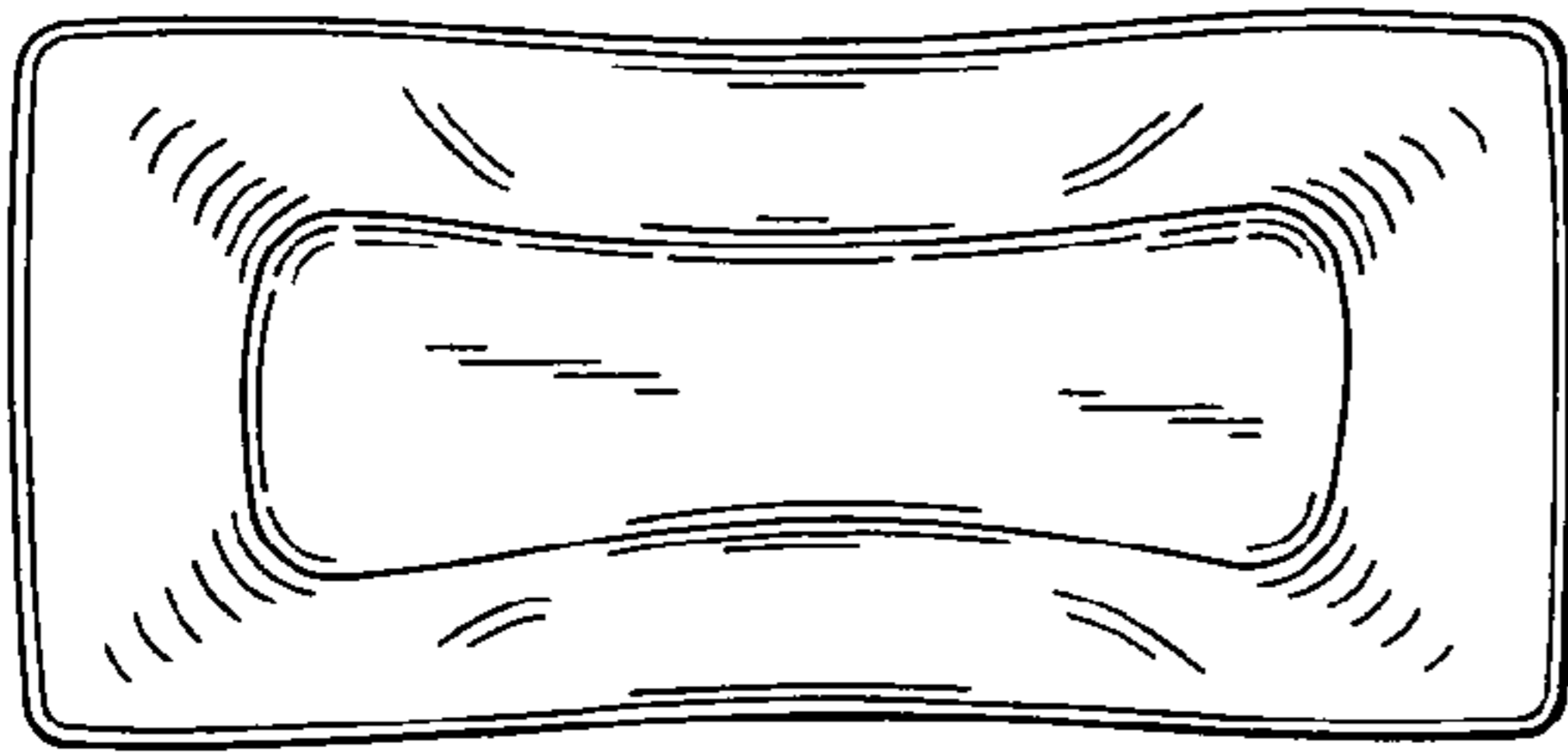


FIG. 1

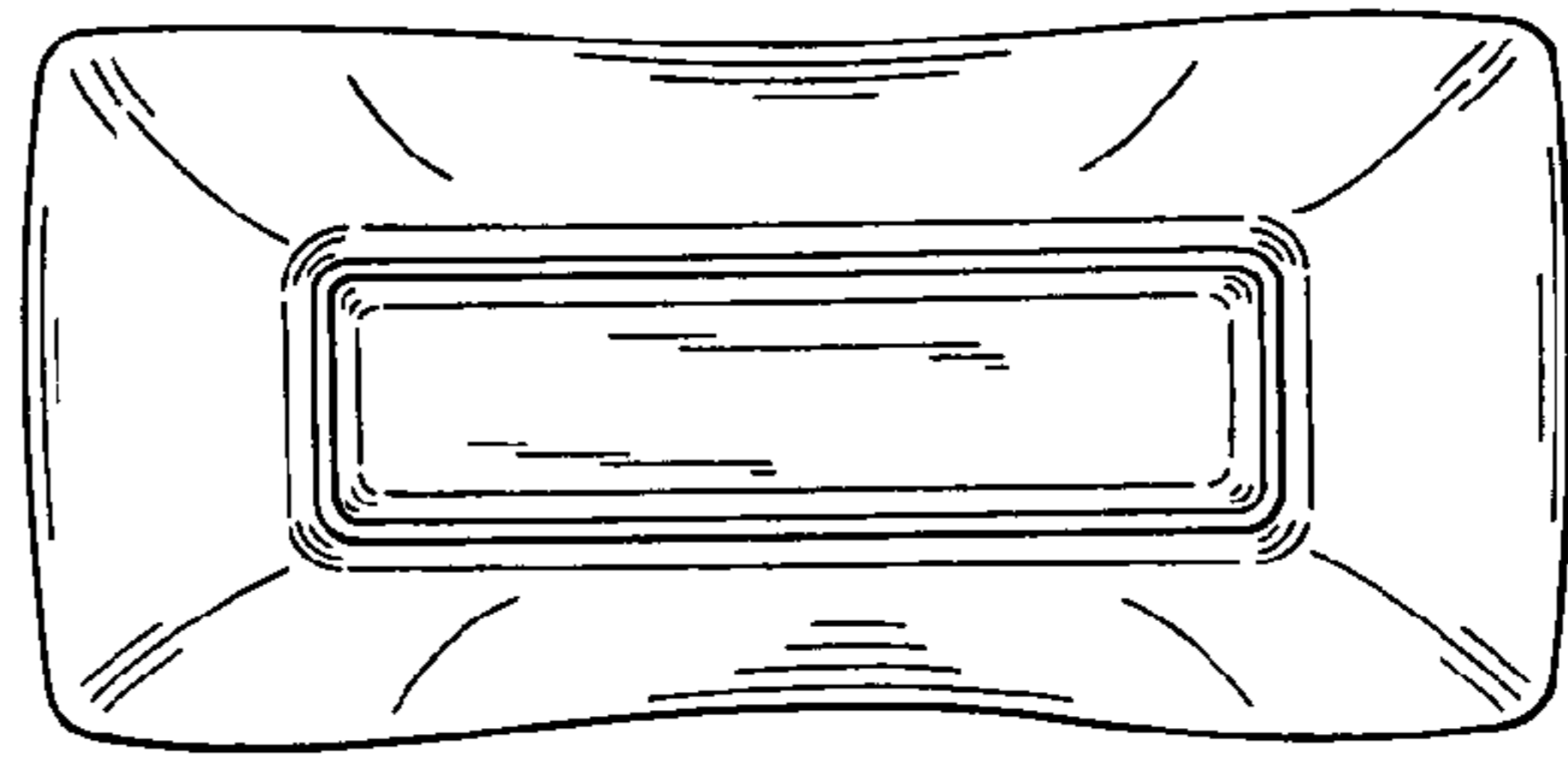


FIG. 2



FIG. 3

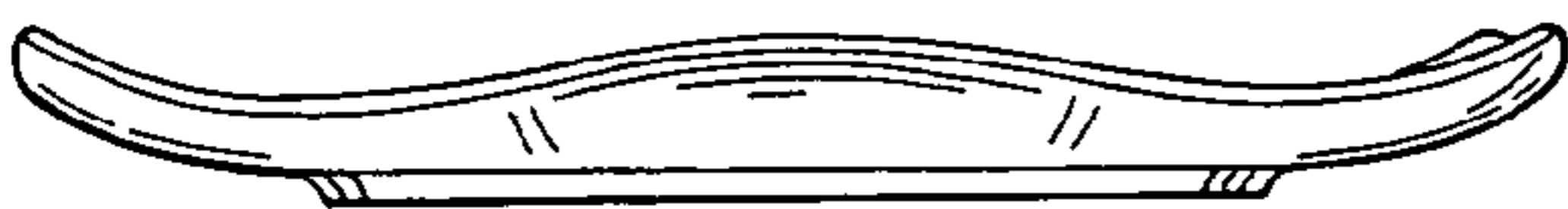


FIG. 4

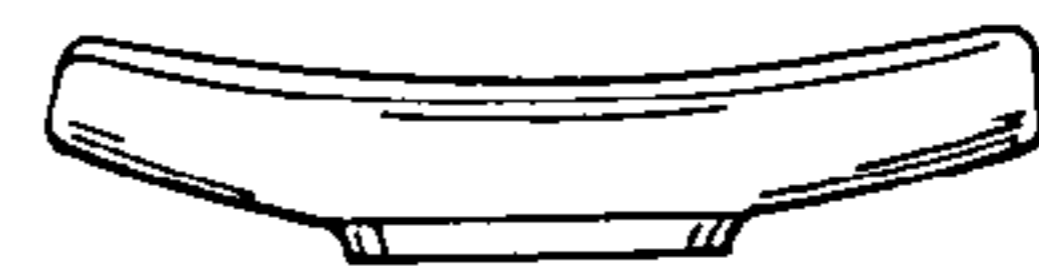


FIG. 5

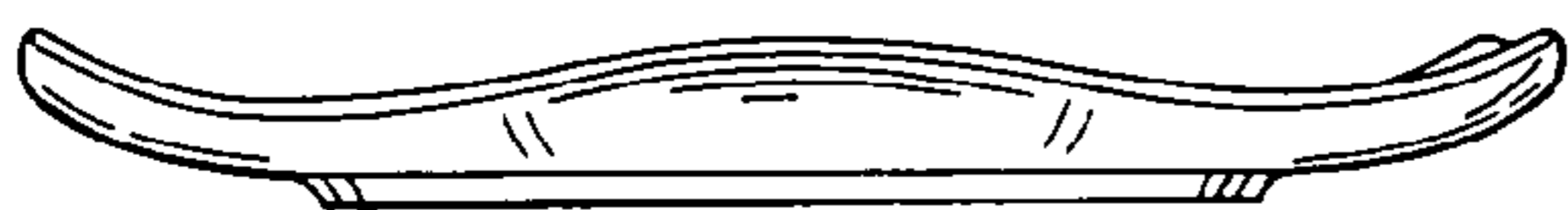


FIG. 6

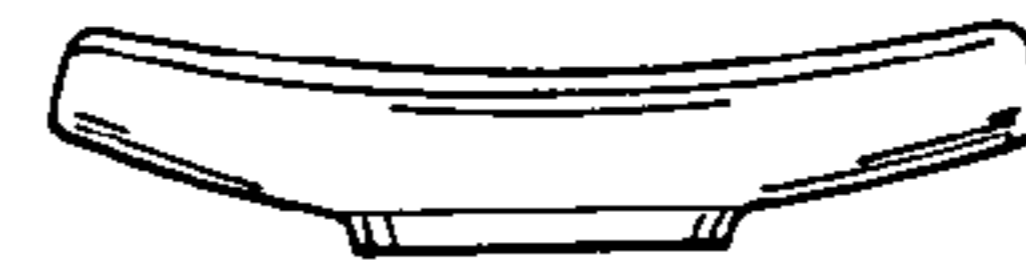


FIG. 7