



US00D584907S

(12) **United States Design Patent**
Egger

(10) **Patent No.:** **US D584,907 S**

(45) **Date of Patent:** **** Jan. 20, 2009**

(54) **CHAIR BASE**

(75) Inventor: **Julien Egger**, Santa Monica, CA (US)

(73) Assignee: **True Seating Concepts, LLC** (MU)

(**) Term: **14 Years**

(21) Appl. No.: **29/289,040**

(22) Filed: **Jul. 3, 2007**

(51) **LOC (9) Cl.** **06-06**

(52) **U.S. Cl.** **D6/498**

(58) **Field of Classification Search** D6/364-369,
D6/334-336, 356, 358, 370, 372-375, 379,
D6/491, 495, 498, 500-502; 297/411.2,
297/411.27, 411.28, 411.36, 452.29, 284.4,
297/452.3

See application file for complete search history.

(56) **References Cited**

U.S. PATENT DOCUMENTS

D509,387 S *	9/2005	Chen	D6/498
D518,318 S *	4/2006	Koepke	D6/498
D524,731 S *	7/2006	Navarrez et al.	D13/108
D544,732 S *	6/2007	Mazzera	D6/498
D549,014 S *	8/2007	Donati	D6/498
D551,867 S *	10/2007	Yusuf	D6/366
D552,385 S *	10/2007	Yeh	D6/498
D554,396 S *	11/2007	Yusuf et al.	D6/498

D560,406 S *	1/2008	Privatt et al.	D6/498
D562,037 S *	2/2008	Kaloustian	D6/498
D562,585 S *	2/2008	Gillingham	D6/403
D569,663 S *	5/2008	Pearsons et al.	D6/498

* cited by examiner

Primary Examiner—Robert M Spear

Assistant Examiner—Katrina A Kile

(74) *Attorney, Agent, or Firm*—Morland C. Fisher

(57) **CLAIM**

The ornamental design for a chair base, as shown and described.

DESCRIPTION

FIG. 1 is a perspective view showing the top, front and left side of a chair base which forms my new design;

FIG. 2 is an enlarged top plan view thereof;

FIG. 3 is an enlarged front elevational view thereof;

FIG. 4 is an enlarged rear elevational view thereof;

FIG. 5 is an enlarged right side elevational view thereof;

FIG. 6 is an enlarged left side elevational view thereof; and,

FIG. 7 is an enlarged perspective view thereof showing the top, front and left side thereof.

The broken lines show portions of a chair that form no part of the claimed design.

1 Claim, 3 Drawing Sheets

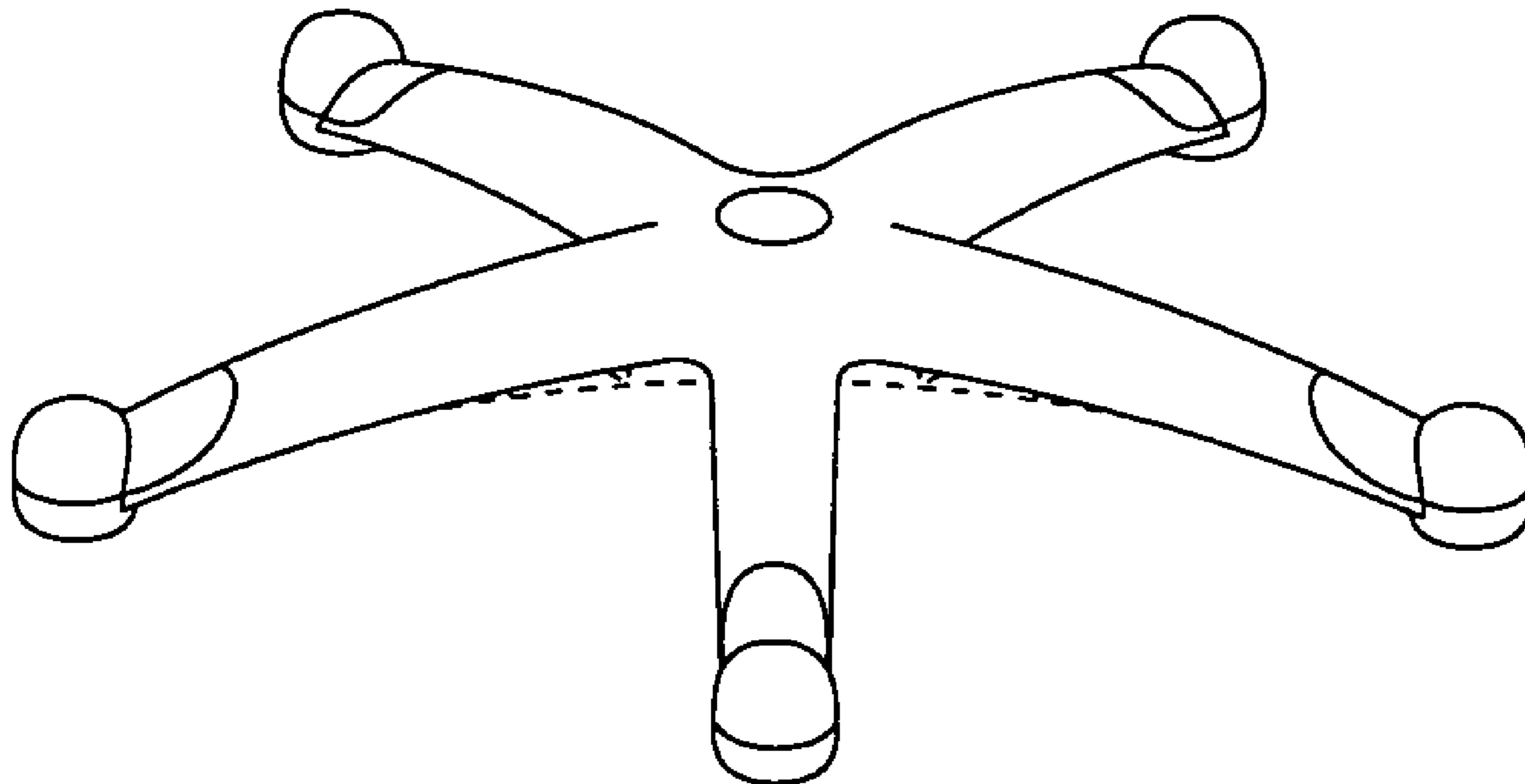




FIG. 1

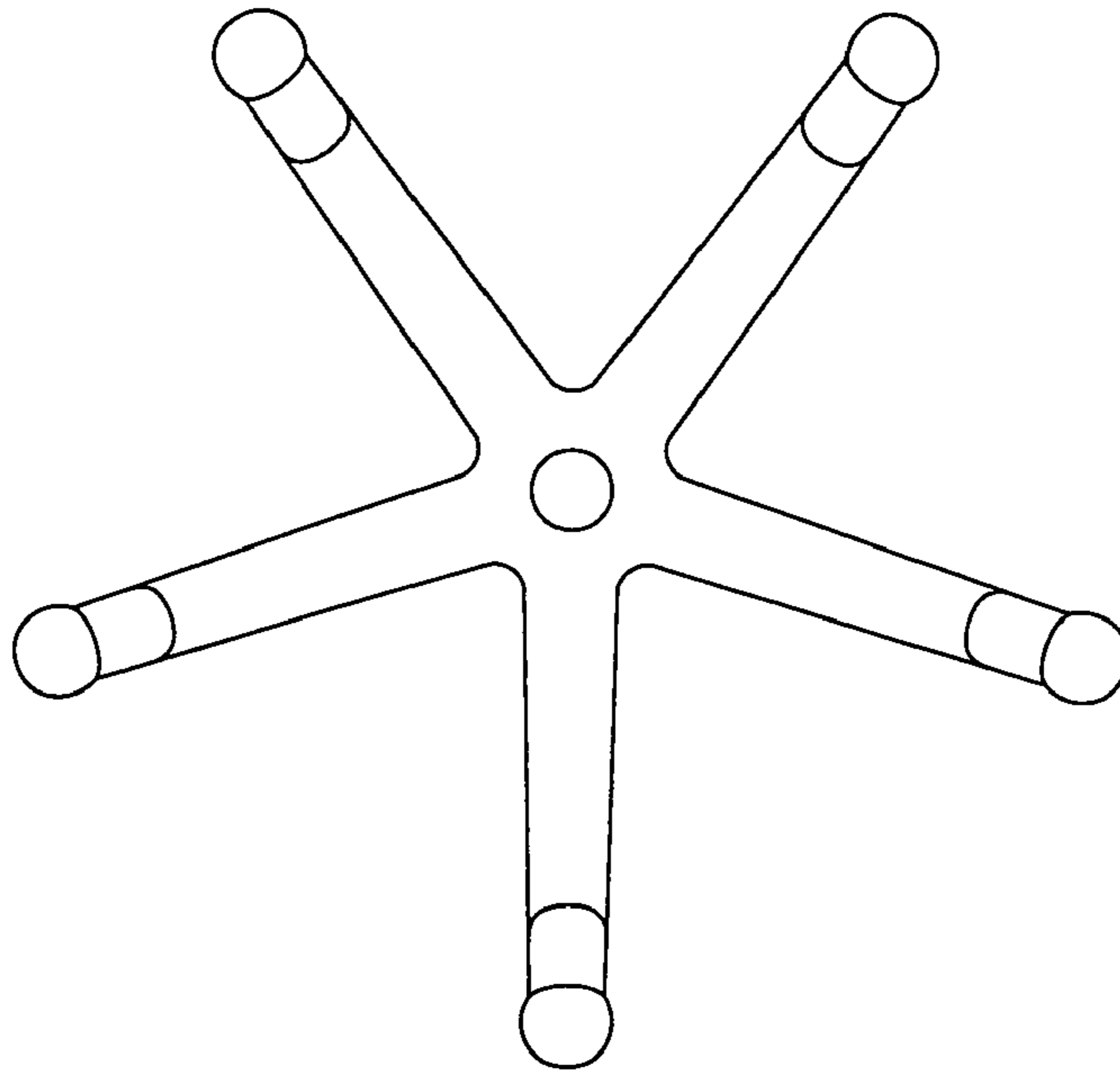


FIG. 2

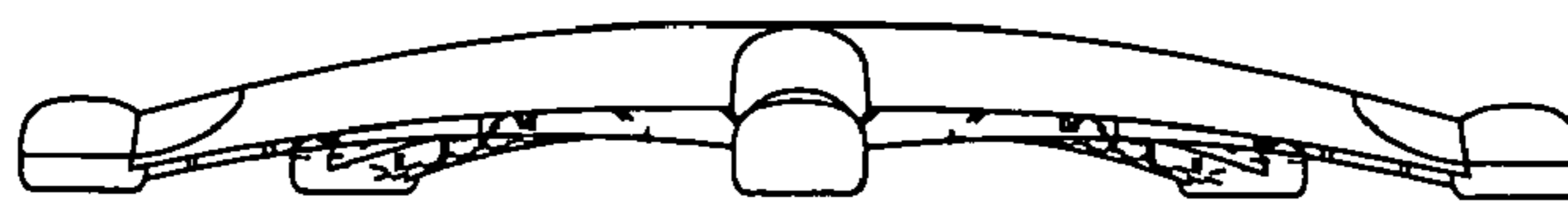


FIG. 3

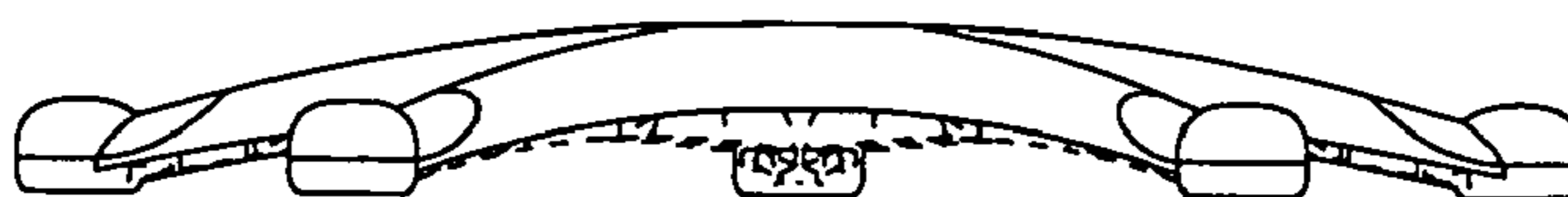


FIG. 4




FIG. 5




FIG. 6

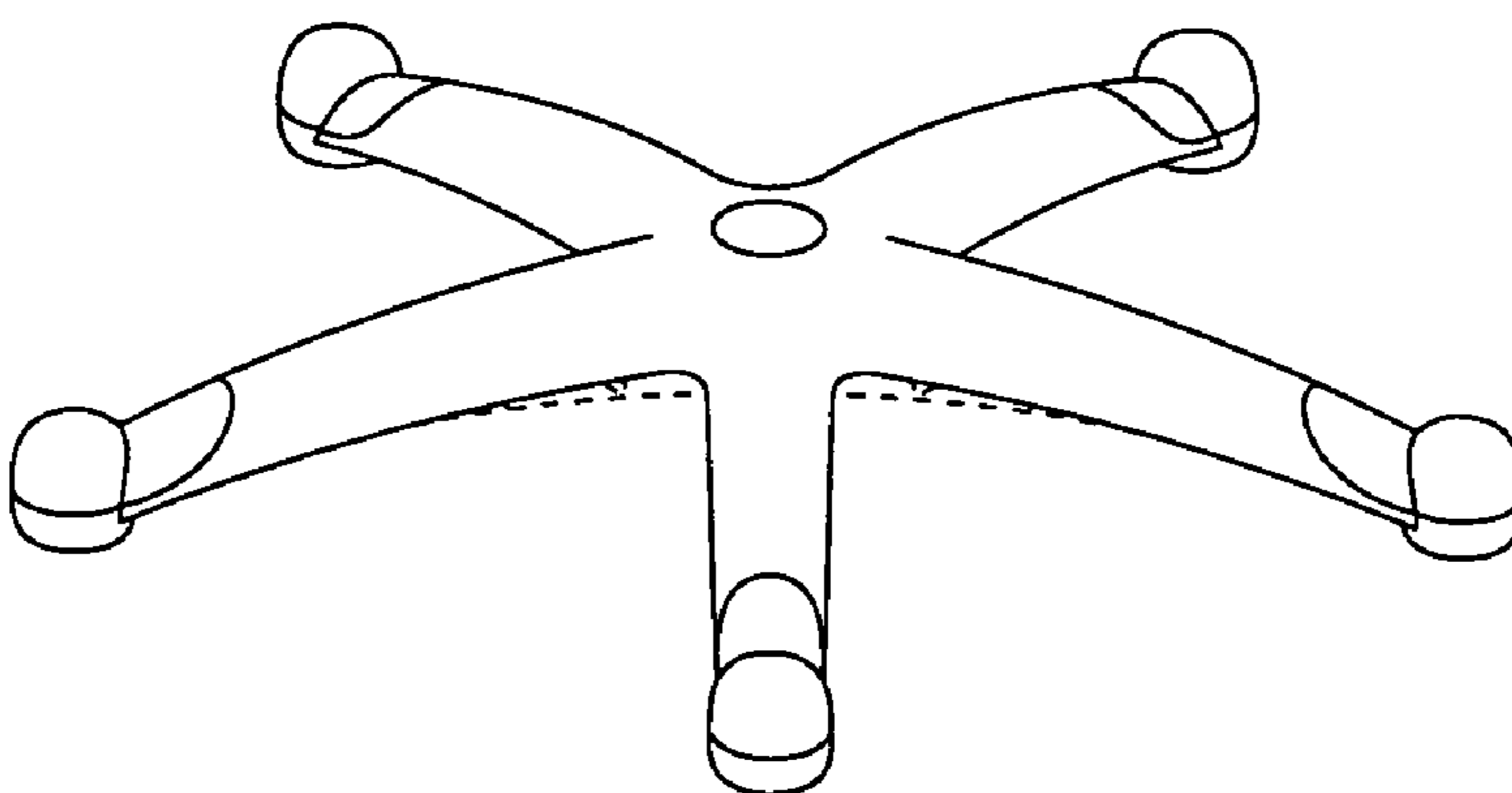


FIG. 7