



US00D584906S

(12) **United States Design Patent**
Vanderheyden et al.

(10) **Patent No.:** **US D584,906 S**
(45) **Date of Patent:** **** Jan. 20, 2009**

(54) **PLUMBING FIXTURE SUPPORT**
(75) Inventors: **Jacob Vanderheyden**, Detroit, MI (US);
Terrence Mahon, Whitefish Bay, WI
(US); **Mary Reid**, Sheboygan, WI (US)

4,964,350 A 10/1990 Kolvites et al.
5,127,342 A 7/1992 Taylor
5,174,676 A 12/1992 Welsch et al.
5,221,014 A 6/1993 Welch et al.

(Continued)

(73) Assignee: **Kohler Co.**, Kohler, WI (US)

OTHER PUBLICATIONS

(**) Term: **14 Years**

Sterling. Vikrell Utility Sink. Model No. 995. Sterling online catalog.

(21) Appl. No.: **29/303,581**

(Continued)

(22) Filed: **Feb. 12, 2008**

Primary Examiner—Caron Veynar
Assistant Examiner—Sydney R Buffalow
(74) *Attorney, Agent, or Firm*—Quarles & Brady LLP

(51) **LOC (9) Cl.** **06-04**

(52) **U.S. Cl.** **D6/462**

(58) **Field of Classification Search** D6/462,
D6/449, 467, 465, 411, 450, 477, 479, 456,
D6/432, 436; 211/187, 181.1, 43, 184, 90.03,
211/41.1, 13.1, 49.1, 85.31, 182; 108/153,
108/181, 107; D34/21

(57) **CLAIM**

The ornamental design for a plumbing fixture support, as shown and described.

See application file for complete search history.

DESCRIPTION

(56) **References Cited**

In a preferred embodiment, the nature of this product is a vanity such as can be used to support a lavatory.

U.S. PATENT DOCUMENTS

FIG. 1 is a right, top, front perspective view of a plumbing fixture support embodying our new design;

D25,730 S	6/1896	Whayne	
2,913,128 A *	11/1959	Milner	108/181
D209,490 S *	12/1967	Baxter	D34/21
3,523,508 A	8/1970	Maslow	
3,757,705 A	9/1973	Maslow	
D230,402 S	2/1974	Graning, Jr.	
4,236,771 A	12/1980	Summers	
D260,924 S	9/1981	Hurray	
4,318,352 A	3/1982	Friedman et al.	
D264,157 S *	5/1982	Karsikas	D6/465
D276,089 S *	10/1984	Hutchins	D34/21
4,593,826 A *	6/1986	Bustos	211/187
4,637,323 A *	1/1987	Nicely	108/107
D292,764 S *	11/1987	Kester	D6/465
4,875,696 A	10/1989	Welch et al.	
4,957,206 A	9/1990	Banko et al.	

FIG. 2 is a front elevational view thereof;

FIG. 3 is a right side elevational view thereof, the left side elevational view thereof being a mirror image of the right side shown;

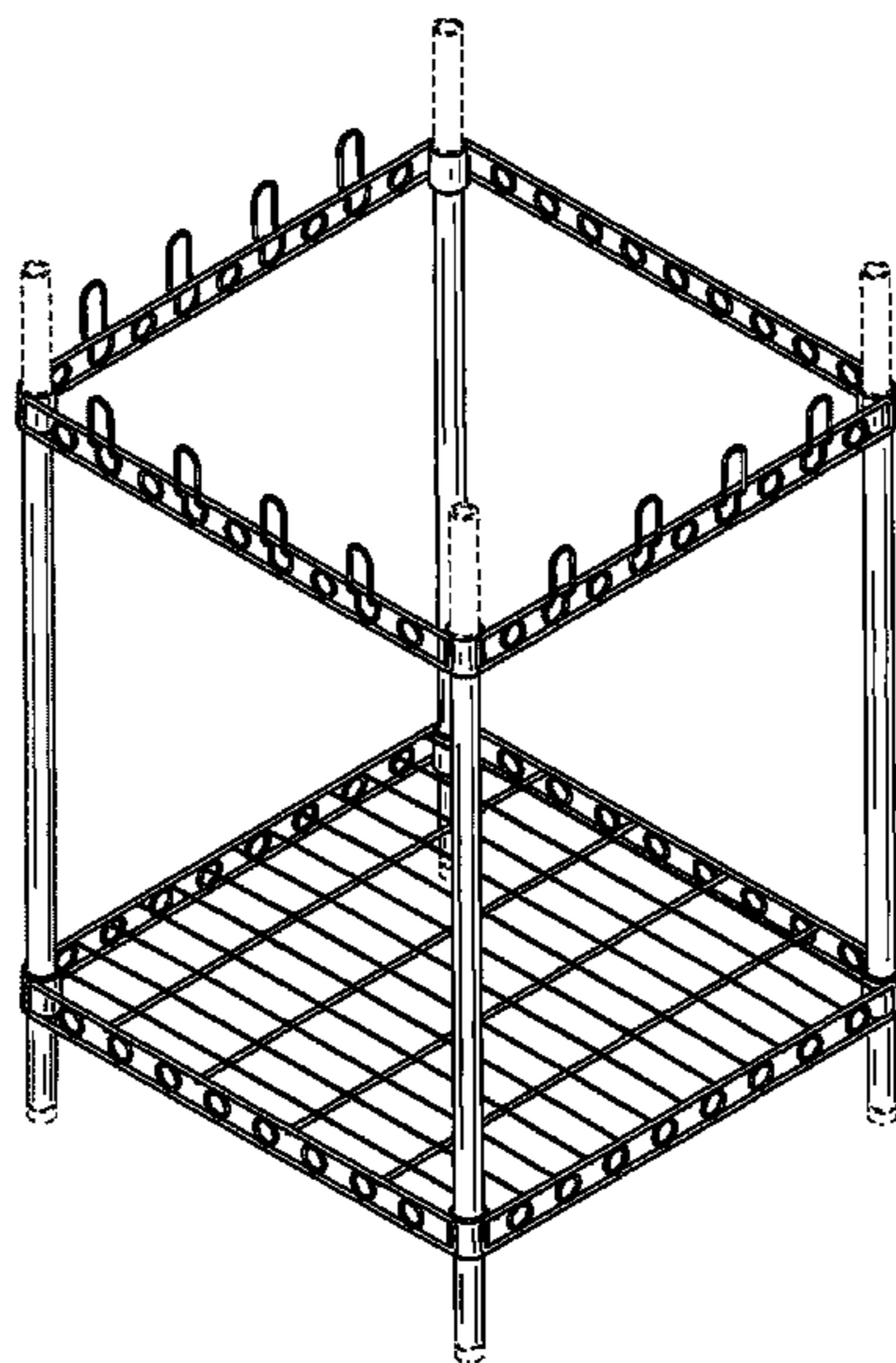
FIG. 4 is a rear elevational view thereof;

FIG. 5 is a top plan view thereof; and,

FIG. 6 is a bottom plan view thereof.

The broken line representations in the figures are for the purpose of illustration only, and form no part of the claimed design.

1 Claim, 6 Drawing Sheets



US D584,906 S

Page 2

U.S. PATENT DOCUMENTS

5,303,645 A 4/1994 Meacham
5,502,848 A 4/1996 Cowan
5,628,484 A 5/1997 Lechuga
5,715,547 A 2/1998 Becker et al.
5,797,150 A 8/1998 Lanz
D405,627 S * 2/1999 Salvucci D6/465
5,881,404 A 3/1999 Knight
5,960,968 A 10/1999 Wang
6,065,407 A 5/2000 Wang
6,079,575 A 6/2000 Wang
6,101,643 A 8/2000 Moore
6,116,436 A * 9/2000 Ferrucci et al. 211/187
D439,109 S 3/2001 Pai
D441,254 S 5/2001 Pai
6,357,611 B1 3/2002 Chen
6,364,139 B1 4/2002 Chen
D463,538 S 9/2002 Chipperfield
6,474,327 B1 11/2002 Bossler

D485,092 S * 1/2004 Rosen D6/465
6,695,156 B1 * 2/2004 Wang 211/187
6,726,040 B1 4/2004 Chen
6,748,878 B2 6/2004 Chen
D498,519 S 11/2004 Mayer
6,820,757 B2 11/2004 Craft et al.
D525,051 S * 7/2006 Kuelbs et al. D6/467
D542,058 S * 5/2007 Clucas D6/465
D553,398 S 10/2007 LeTourneau
2002/0066141 A1 6/2002 Rivera et al.

OTHER PUBLICATIONS

Vanity Unit. Supplier Unknown.
American Bath Company. Vanity Metal Stand with Stone Shelves.
Model No. AMBATH144. DesignerPlumbing.com online catalog.
Kohler Co. Bayview Wood Stand Utility Sink. Model No. 66083P.
Bellacor.com online catalog. Copyright 2000-2007 Bellacor.com
Inc.

* cited by examiner

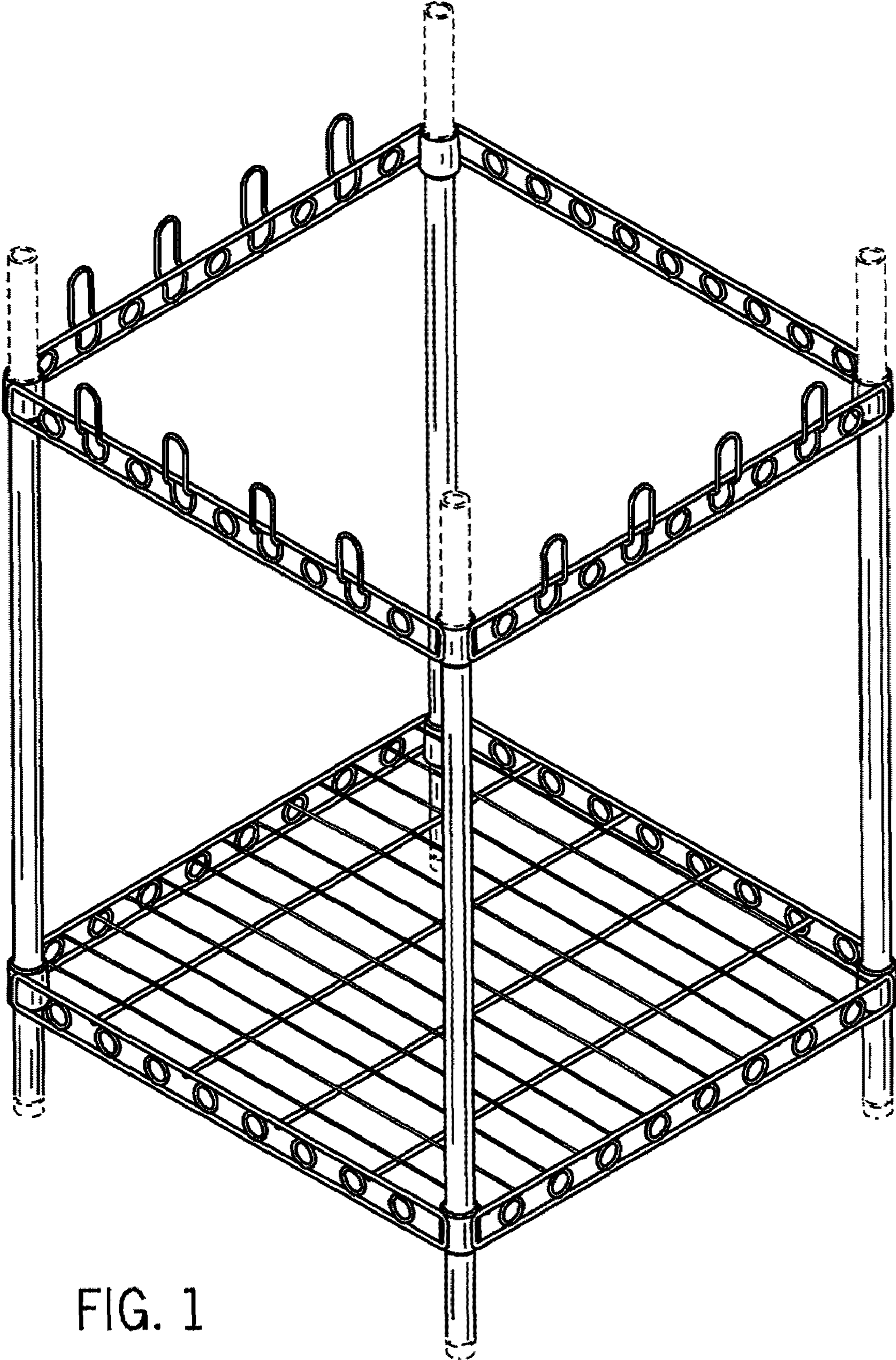


FIG. 1




FIG. 2




FIG. 3




FIG. 4

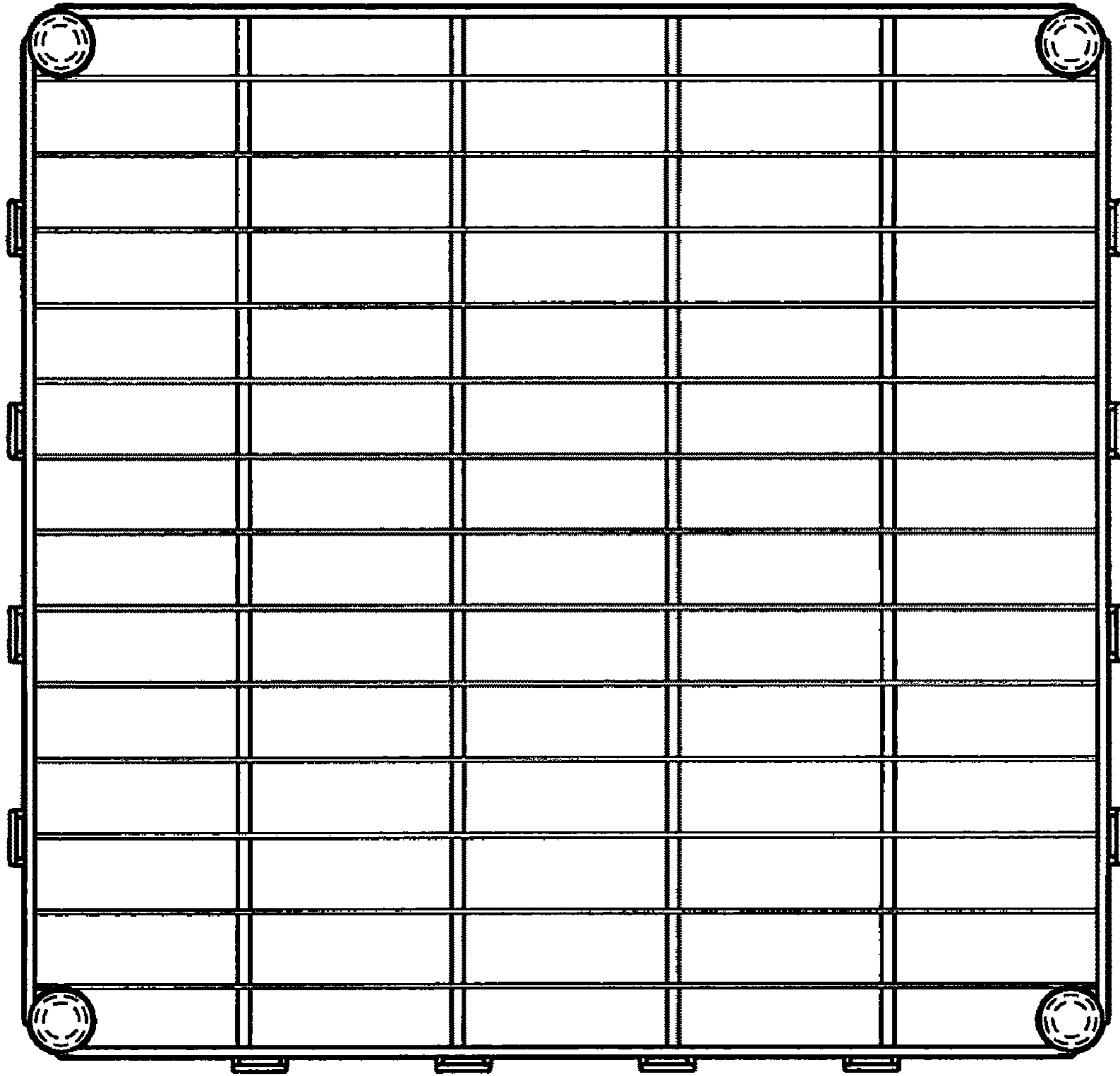


FIG. 5

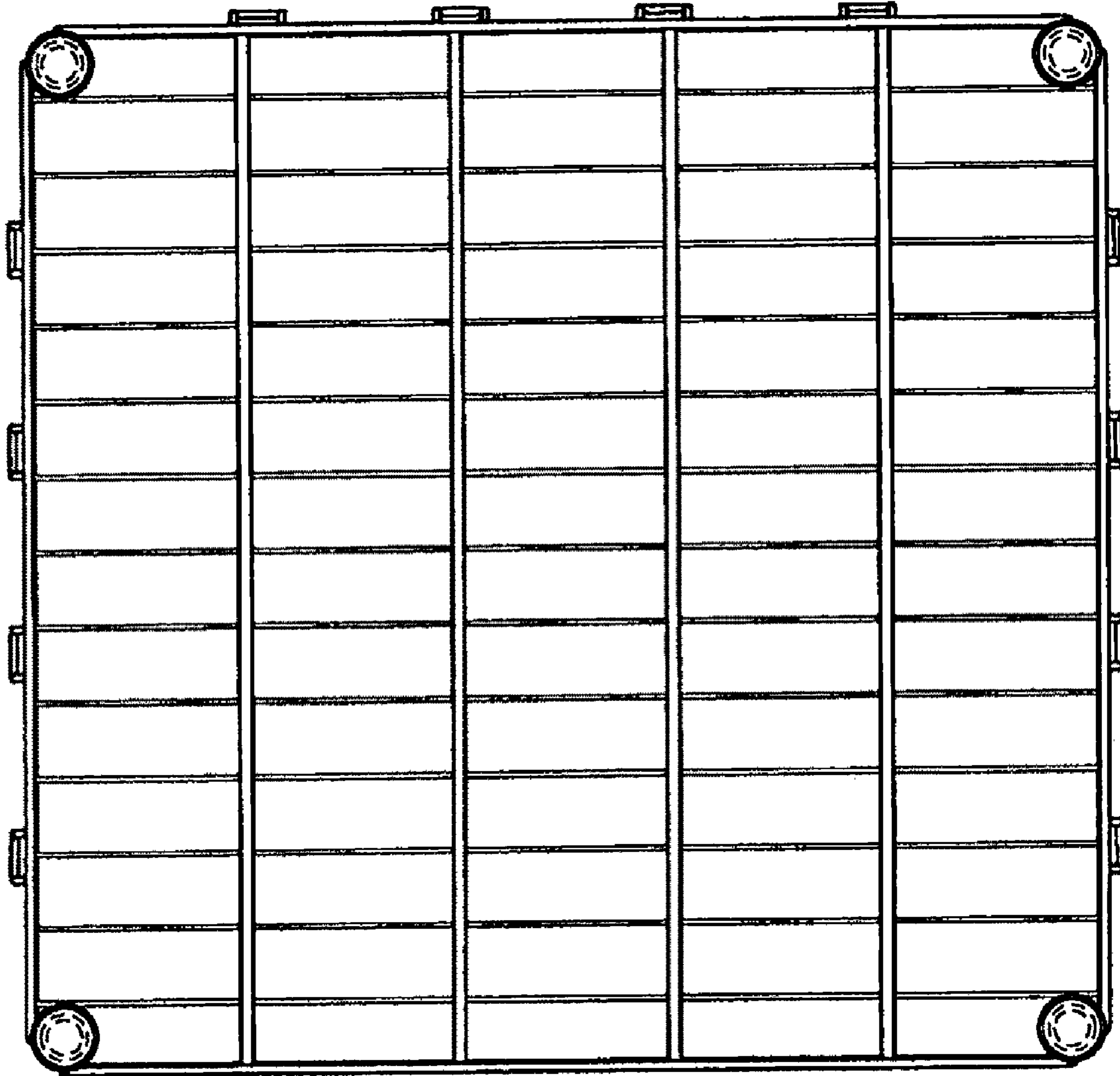


FIG. 6