



US00D584894S

(12) **United States Design Patent**
McDaniel

(10) **Patent No.:** **US D584,894 S**

(45) **Date of Patent:** **** Jan. 20, 2009**

(54) **CARRYING BAG**

(76) Inventor: **Javaughn McDaniel**, 320 St. Nicholas Ave., New York, NY (US) 10027-4330

(**) Term: **14 Years**

(21) Appl. No.: **29/258,145**

(22) Filed: **Apr. 14, 2006**

(51) **LOC (9) Cl.** **03-01**

(52) **U.S. Cl.** **D3/244**

(58) **Field of Classification Search** D3/201,
D3/205, 230, 231, 233, 247, 251, 232, 234,
D3/238, 240-246, 303, 318-326, 900, 902;
150/100, 107-110, 118-120; 190/100, 108-112,
190/115, 900, 902, 903

See application file for complete search history.

(56) **References Cited**

U.S. PATENT DOCUMENTS

D456,605 S *	5/2002	Vazquez	D3/244
D501,716 S *	2/2005	Galasso	D3/244
D510,895 S *	10/2005	Nelson	D12/168
D527,525 S *	9/2006	Izumoto	D3/303
D537,627 S *	3/2007	Vazquez	D3/244
D538,040 S *	3/2007	Vazquez	D3/303
D544,312 S *	6/2007	Dill-Schmidt et al.	D7/624.3
D547,059 S *	7/2007	Keller	D3/233

* cited by examiner

Primary Examiner—Joel A. Sincavage
Assistant Examiner—Michelle E Wilson

(57) **CLAIM**

The ornamental design for a carrying bag, as shown.

DESCRIPTION

FIG. 1 is a right, top and front side perspective view of a carrying bag;

FIG. 2 is a top plan view thereof;

FIG. 3 is a front elevation view thereof;

FIG. 4 is a left side elevation view thereof;

FIG. 5 is a rear elevation view thereof; and


FIG. 6 is a bottom plan view thereof; and,

FIG. 7 is showing the design of FIG. 1 in an alternate position of use.

My new design is in full lines with the broken lines shown for illustrative purposes only and forming no part of the claimed design.

The broken lines showing of a carrying bag are included for the purpose to illustrate stitching and are intended to be part of the claimed design.

1 Claim, 4 Drawing Sheets




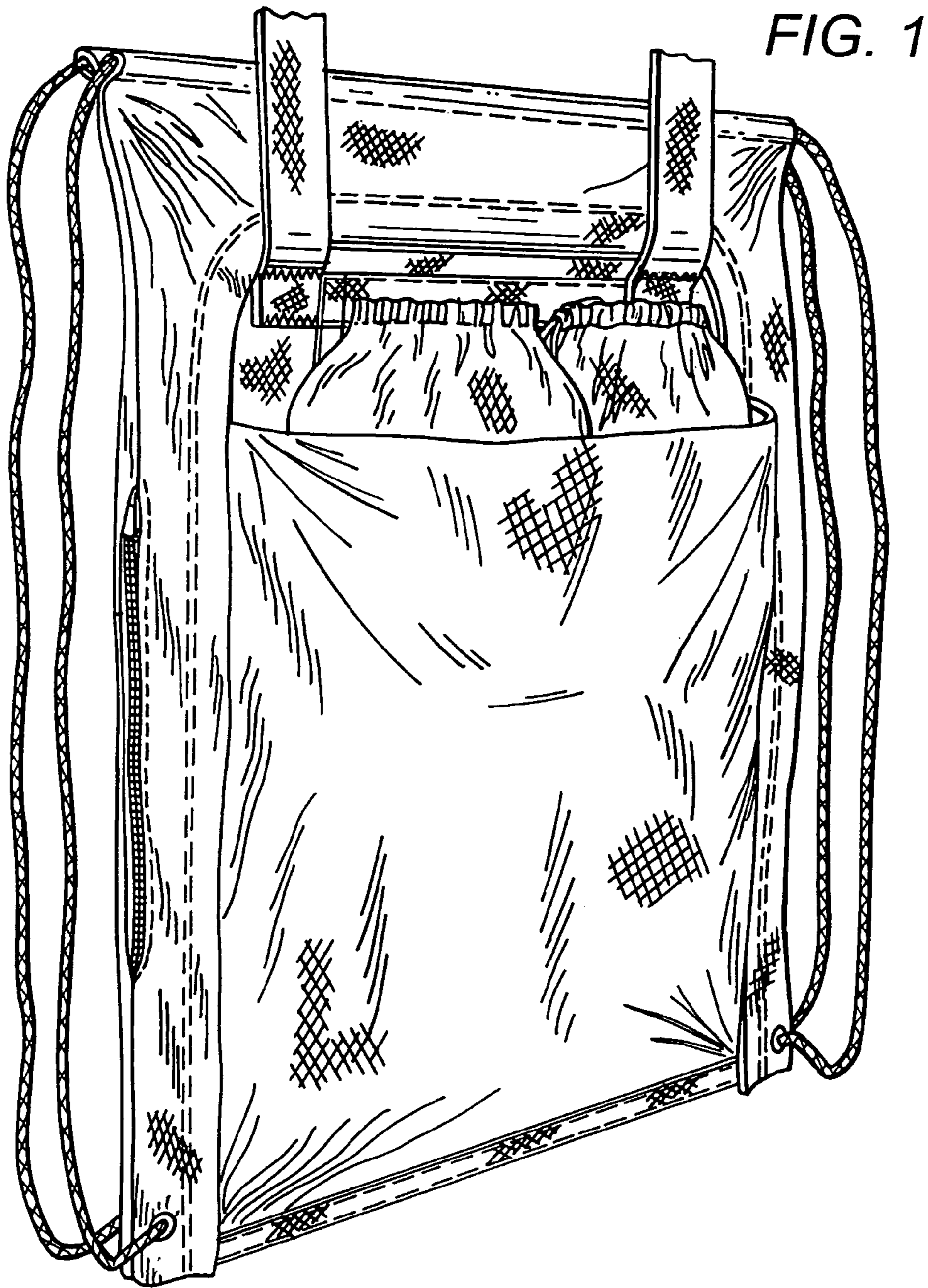


FIG. 2

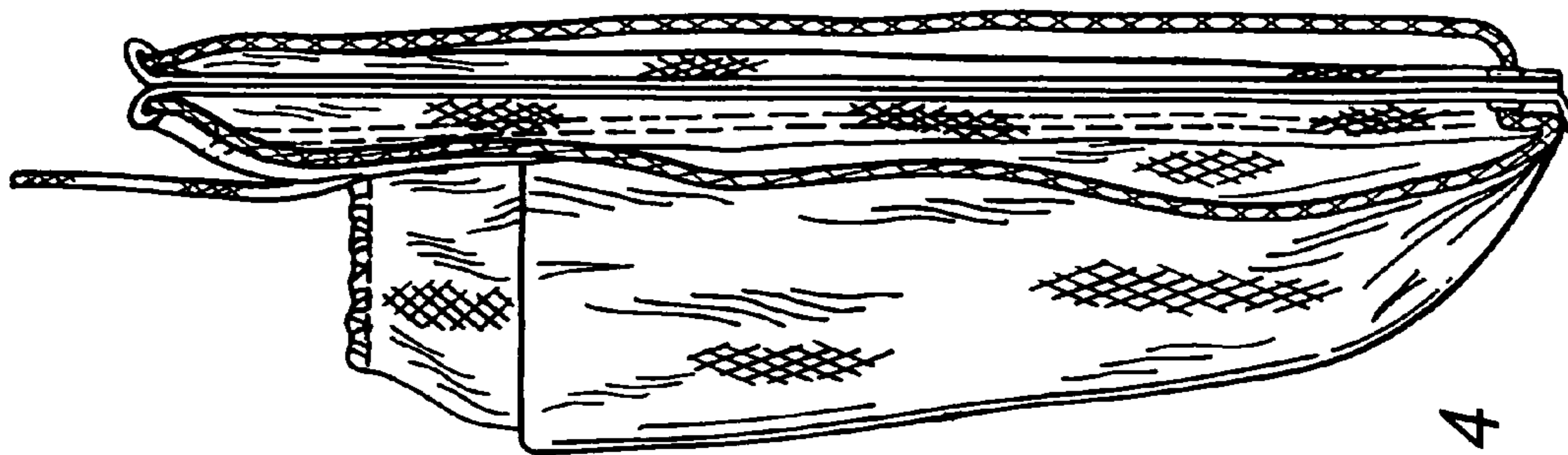


FIG. 4

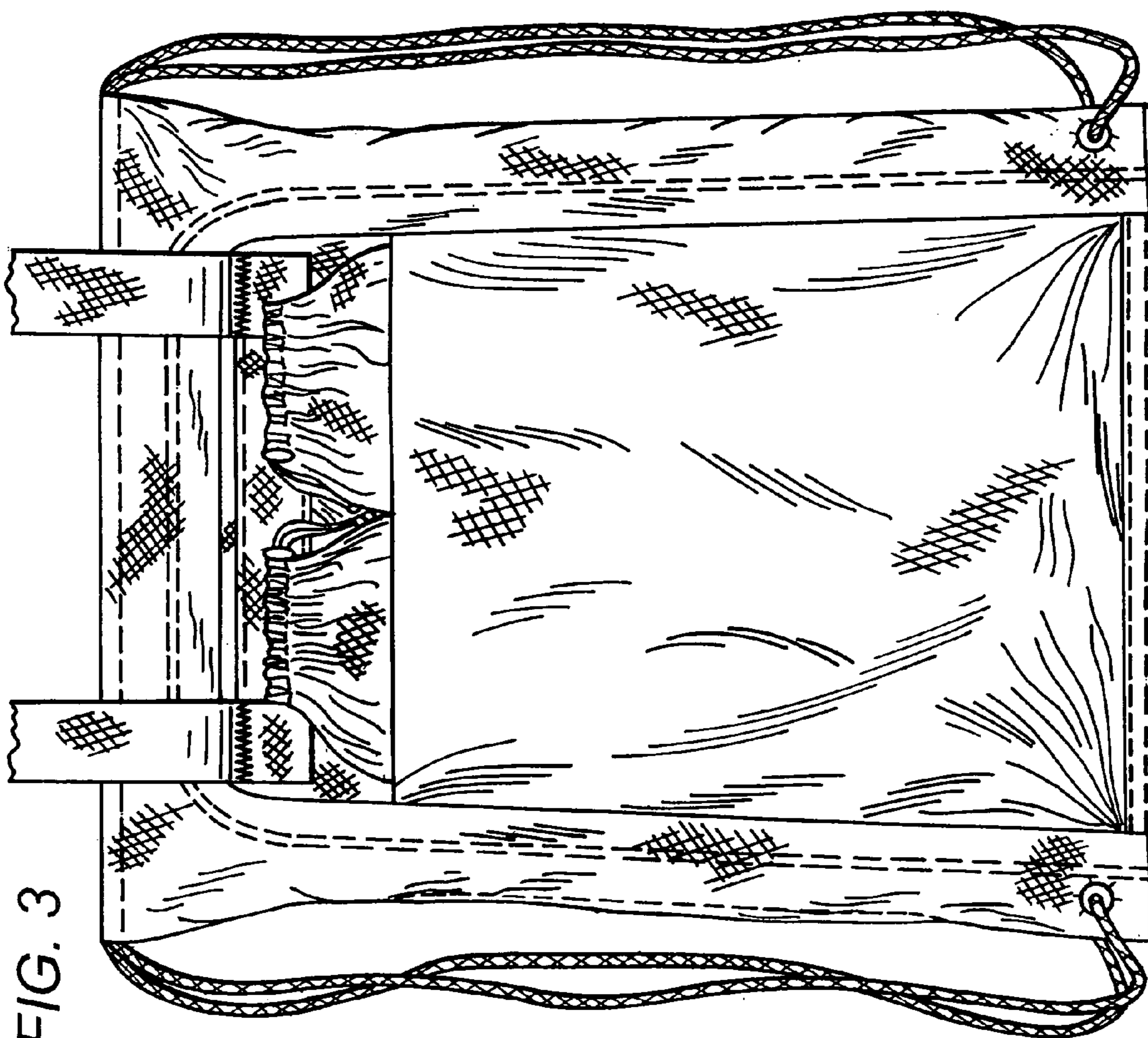


FIG. 3

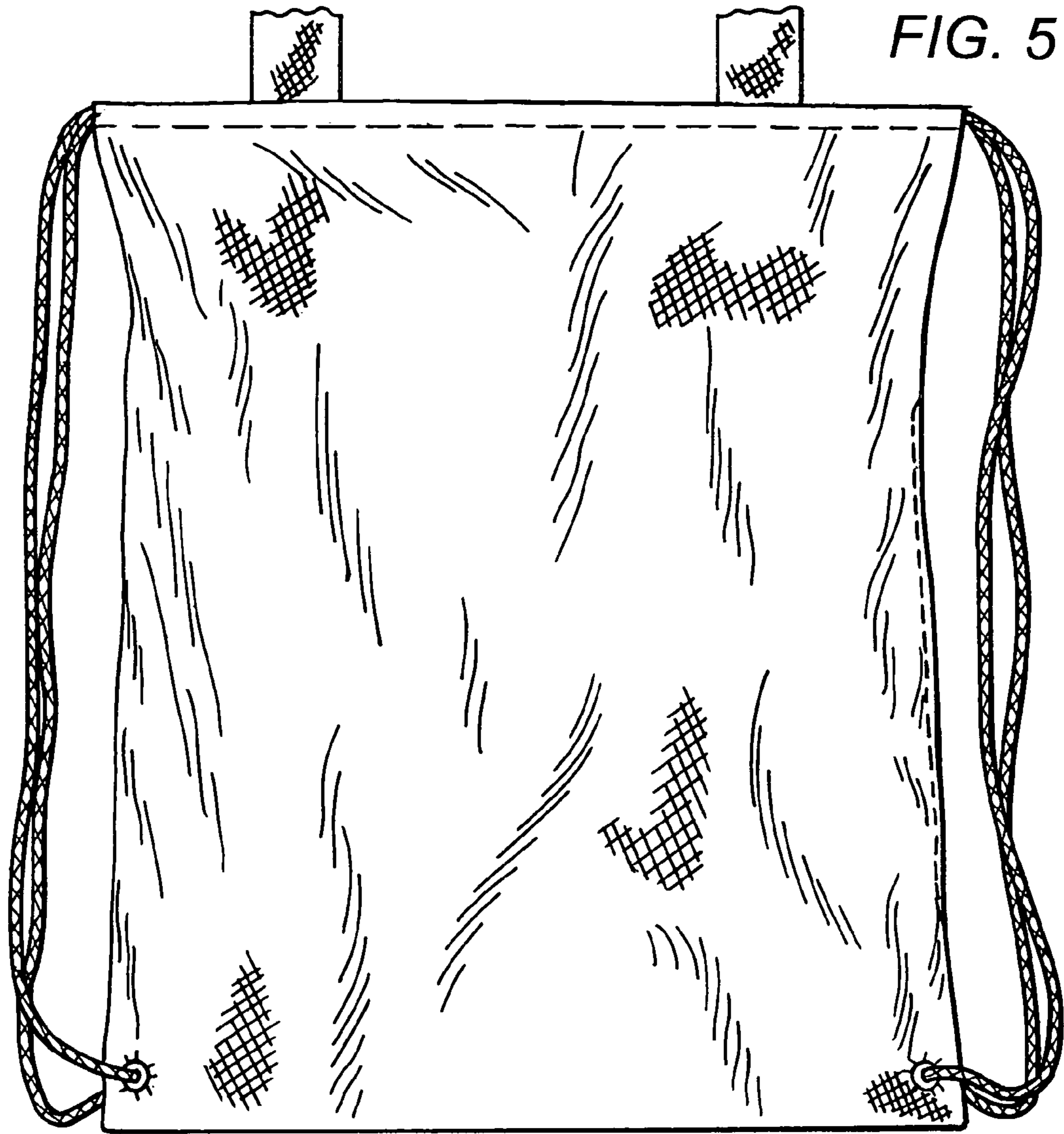


FIG. 5




FIG. 6

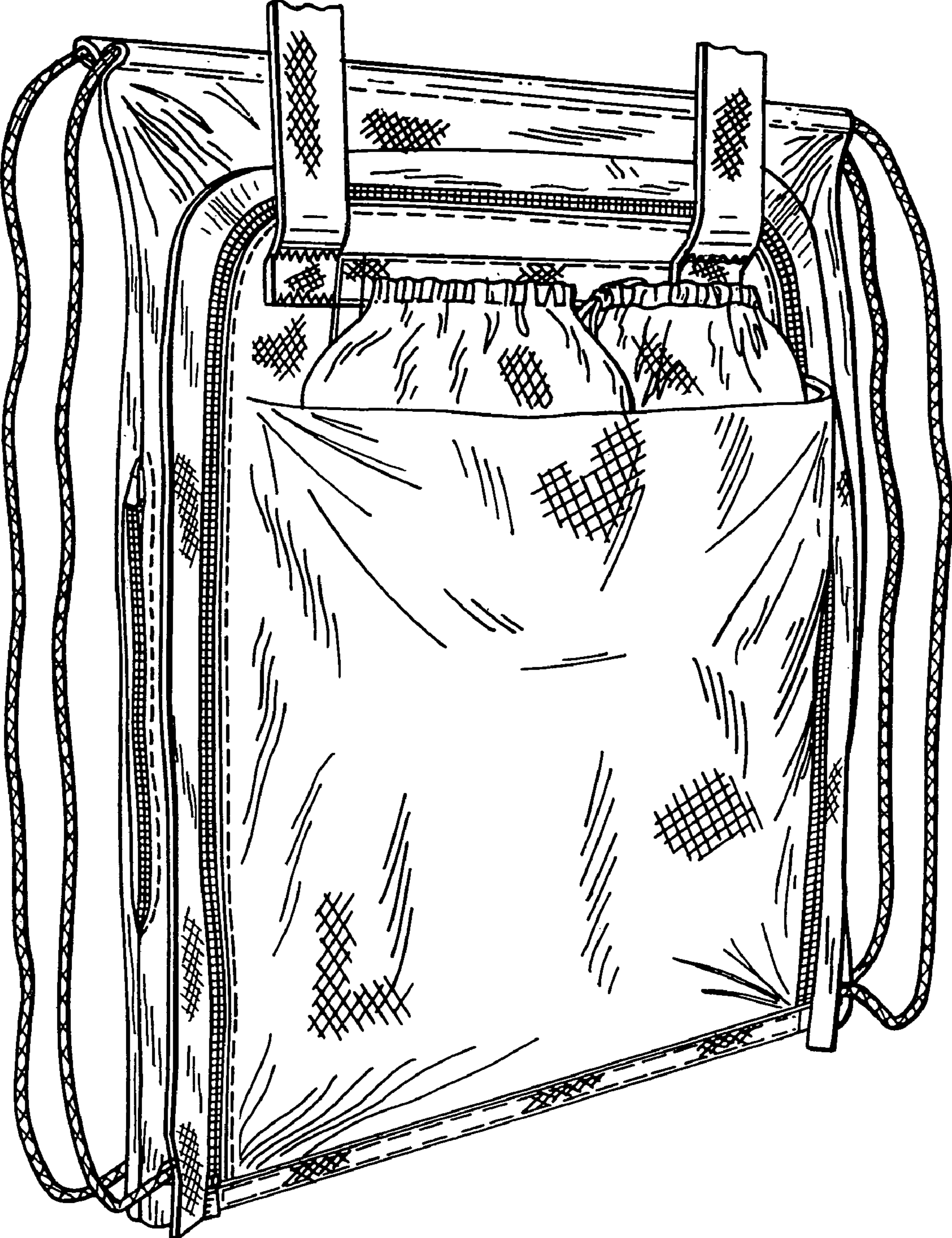


FIG. 7