

US00D584889S

(12) **United States Design Patent**
Le

(10) **Patent No.:** **US D584,889 S**
(45) **Date of Patent:** **** Jan. 20, 2009**

(54) **PORTION OF A FOOTWEAR UPPER**

(75) Inventor: **Tuan Le**, Portland, OR (US)
(73) Assignee: **Deckers Outdoor Corporation**, Goleta, CA (US)
(**) Term: **14 Years**
(21) Appl. No.: **29/292,878**
(22) Filed: **Oct. 31, 2007**

(51) **LOC (9) Cl.** **02-99**
(52) **U.S. Cl.** **D2/970**
(58) **Field of Classification Search** D2/896,
D2/909-915, 946, 970, 973; 36/83, 109
See application file for complete search history.

(56) **References Cited**

U.S. PATENT DOCUMENTS

D45,412 S	3/1914	Dean	
1,538,104 A	5/1925	Foster	
D67,739 S	7/1925	Blair	
D73,597 S	10/1927	Blair	
D164,155 S *	8/1951	Bingham D2/912
D164,667 S *	10/1951	Bingham D2/912
D199,558 S *	11/1964	Cohen D2/912
D241,283 S *	9/1976	Summa D2/912
D314,272 S *	2/1991	Laycock 02/897
D426,942 S	6/2000	Doubleday	
D530,488 S	10/2006	Kelsey	

OTHER PUBLICATIONS

Play House Footwear, Designing in the City, Footwear firms are counting on new, artistic spaces in Manhattan to inspire their design teams, Jun. 4, 2007.
http://www.koolaburra.com/p_womens.html, Oct. 11, 2007, pp. 1-3.
<http://www.uggs-n-rugs.com.au/lace-up.html>, Oct. 11, 2007, pp. 1-2.

<http://www.uggs-n-rugs.com.au/hi-boots-featured-lacing.html>, Oct. 11, 2007, pp. 1-2.
<http://aussiedirect.stores.yahoo.net/tallacupuggb.html>, Oct. 11, 2007, p. 1.
<http://www.uggboots.com.au/list.asp?id=1.html>, Oct. 11, 2007, p. 8.
http://www.jumbougg.com.au/product_info.php?products_id=266&osCsid=ebdela6271d0ccf0b17f0307, Oct. 11, 2007, pp. 1-2.
<http://www.uggbootsaustralia.com.au/p/91046/classic-tall-lace-up-boots.html>, Oct. 11, 2007, p. 1.
http://www.uggworld.com.au/uggboots.php?product_id=2, Oct. 11, 2007, p. 1.
http://www.uggworld.com.au/uggboots.php?product_id=43, Oct. 11, 2007, p. 1.

* cited by examiner

Primary Examiner—Stella M Reid
Assistant Examiner—Rashida C McCoy
(74) *Attorney, Agent, or Firm*—Greer, Burns & Crain, Ltd.

(57) **CLAIM**

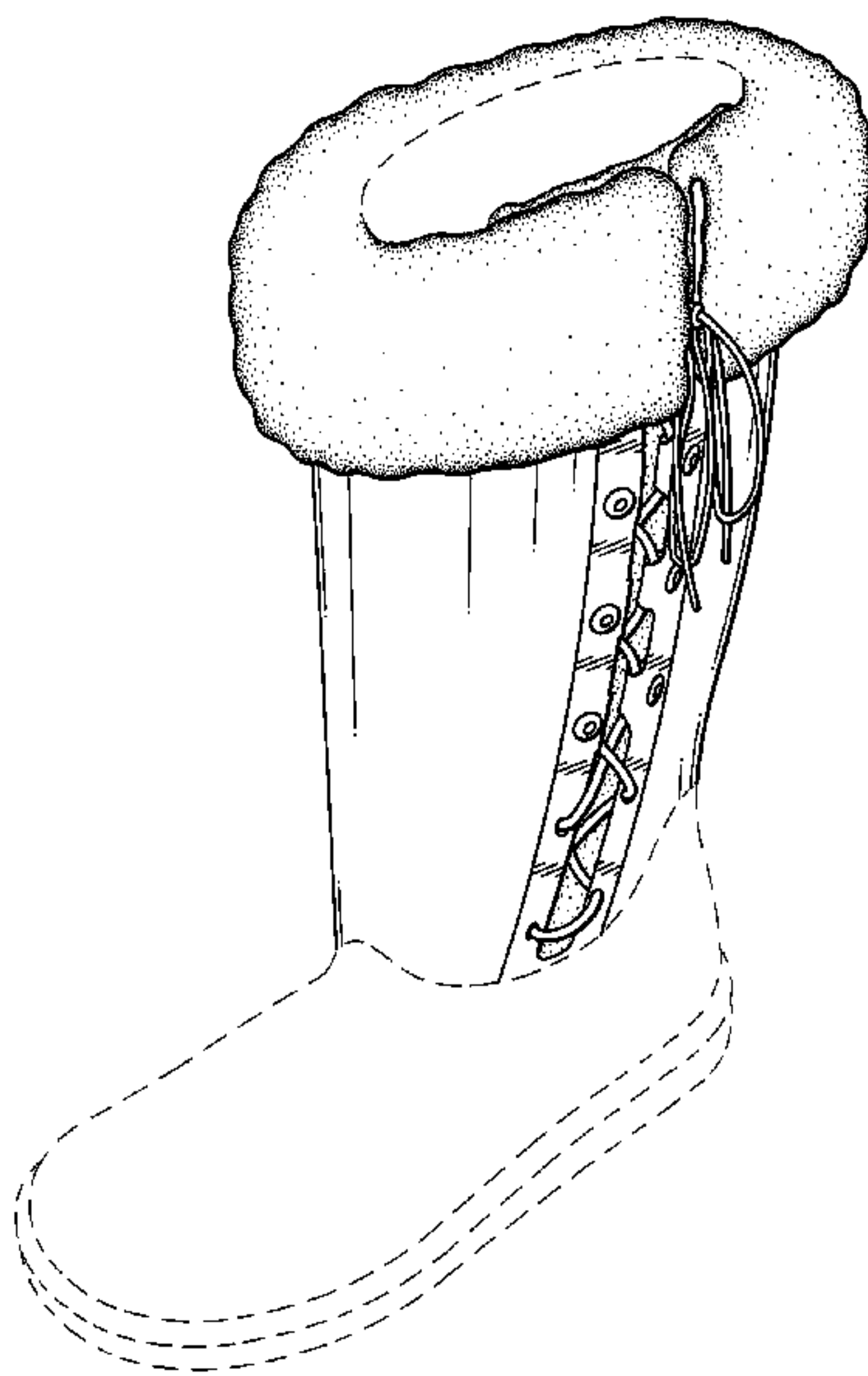
The ornamental design for a portion of a footwear upper, as shown and described.

DESCRIPTION

FIG. 1 is a side perspective view of a portion of a footwear upper showing my new design;
FIG. 2 is a side elevational view thereof;
FIG. 3 is an opposite side elevational view thereof;
FIG. 4 is front elevational view thereof;
FIG. 5 is rear elevational view thereof;
FIG. 6 is a top plan view thereof; and,
FIG. 7 is a bottom plan view thereof.

The broken lines in FIGS. 1-7 represent portions of the footwear that form no part of the claimed design. The broken lines which define the bounds of the claimed design form no part thereof.

1 Claim, 5 Drawing Sheets



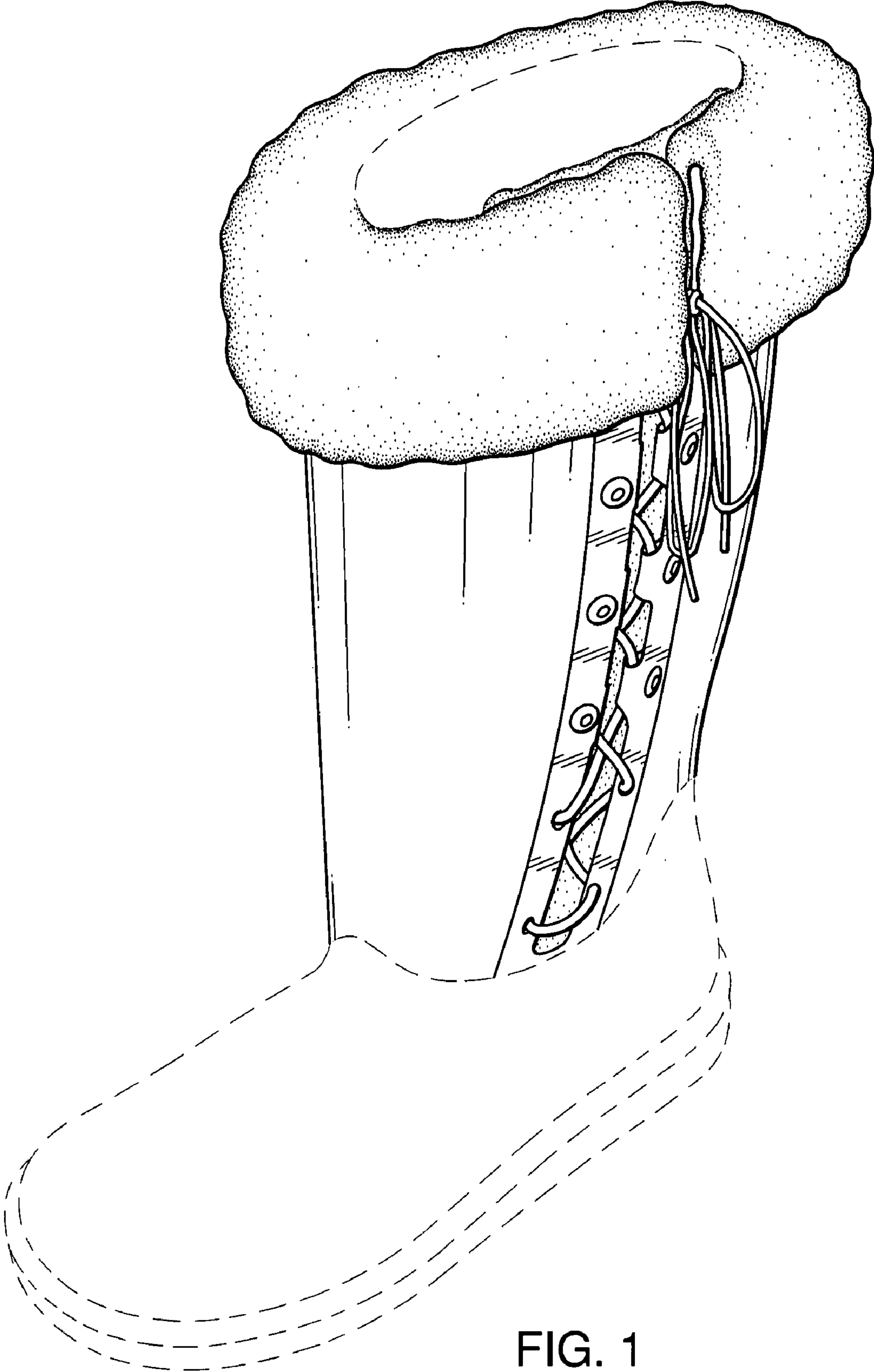


FIG. 1

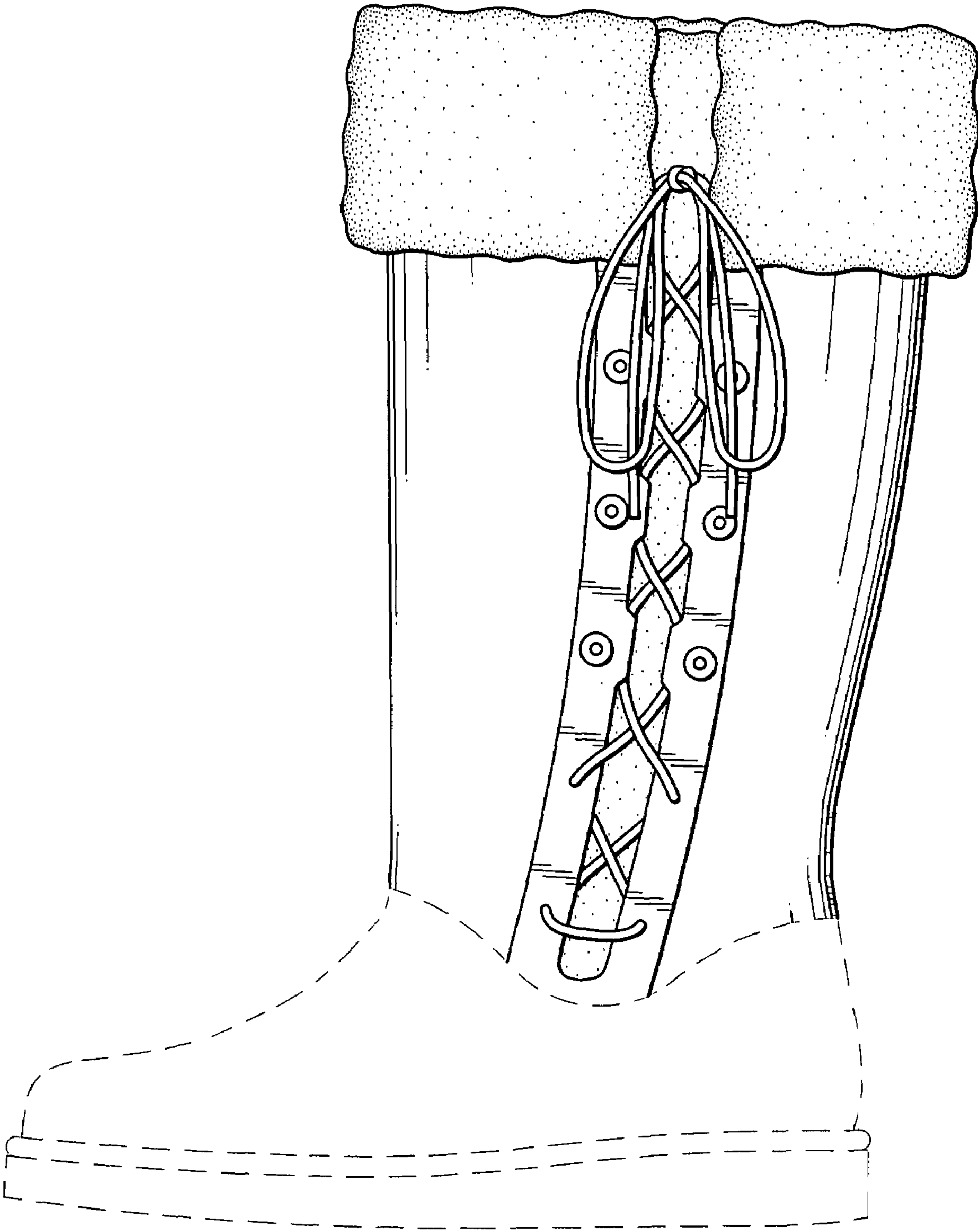


FIG. 2

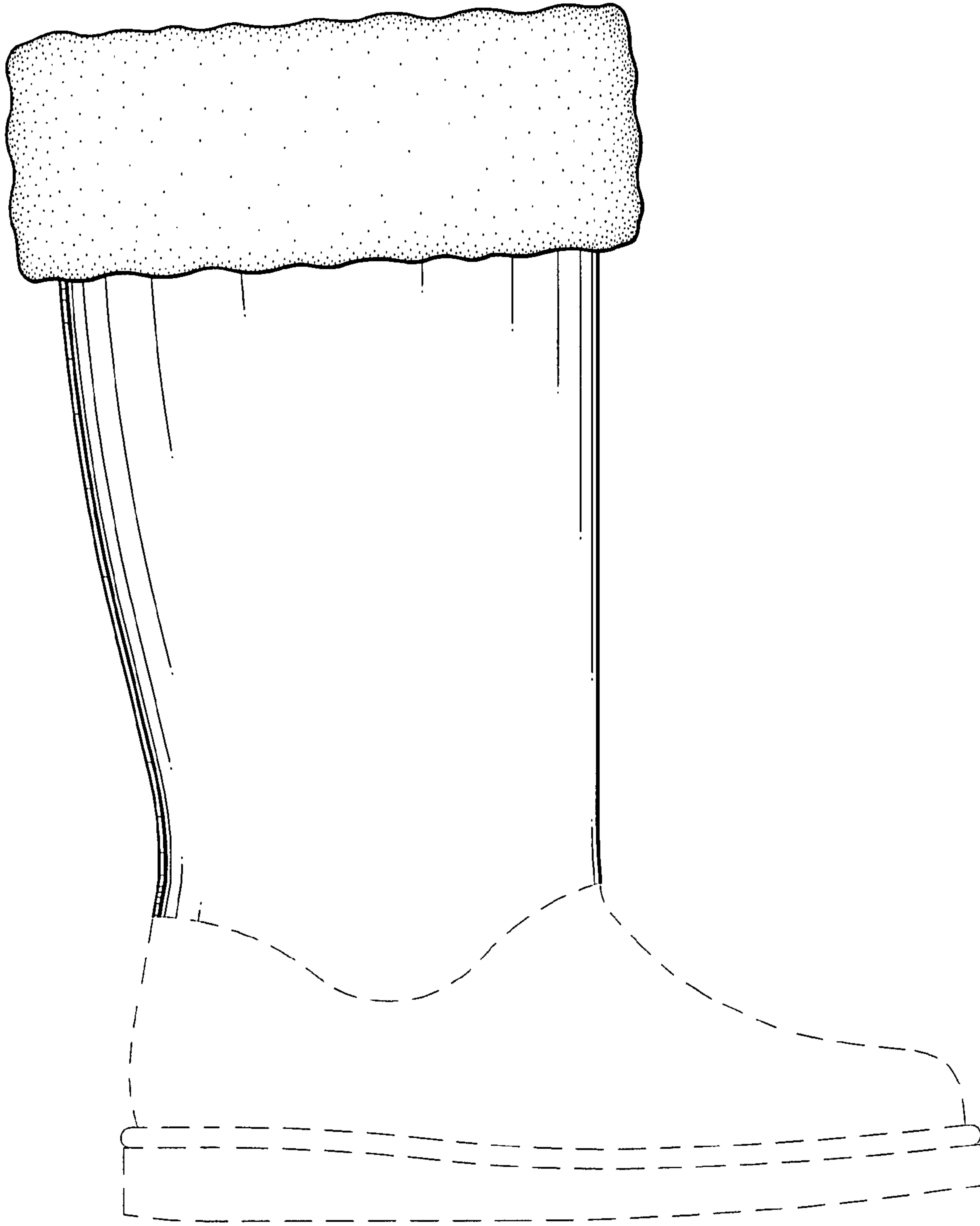


FIG. 3

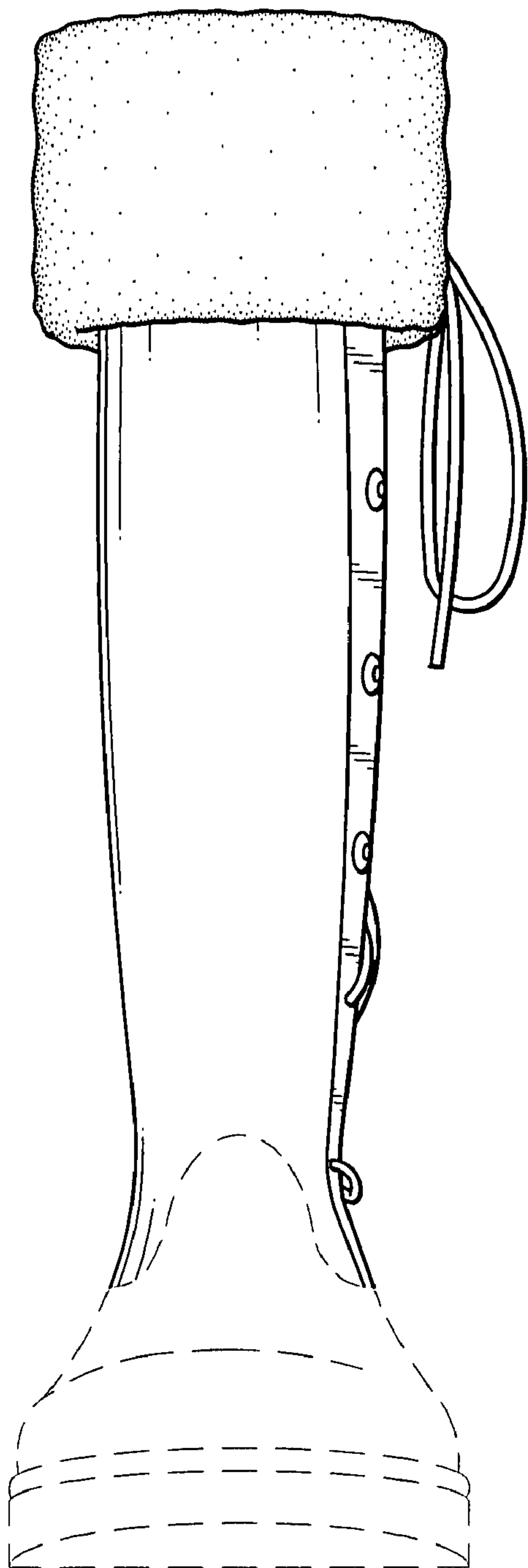


FIG. 4

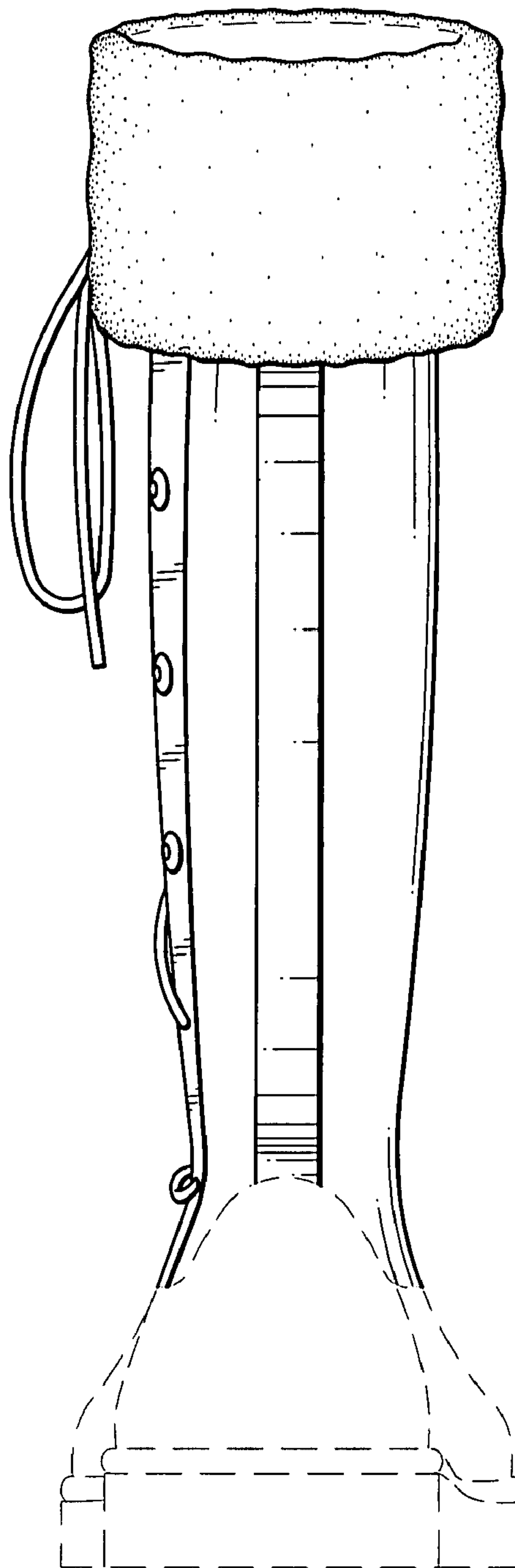


FIG. 5

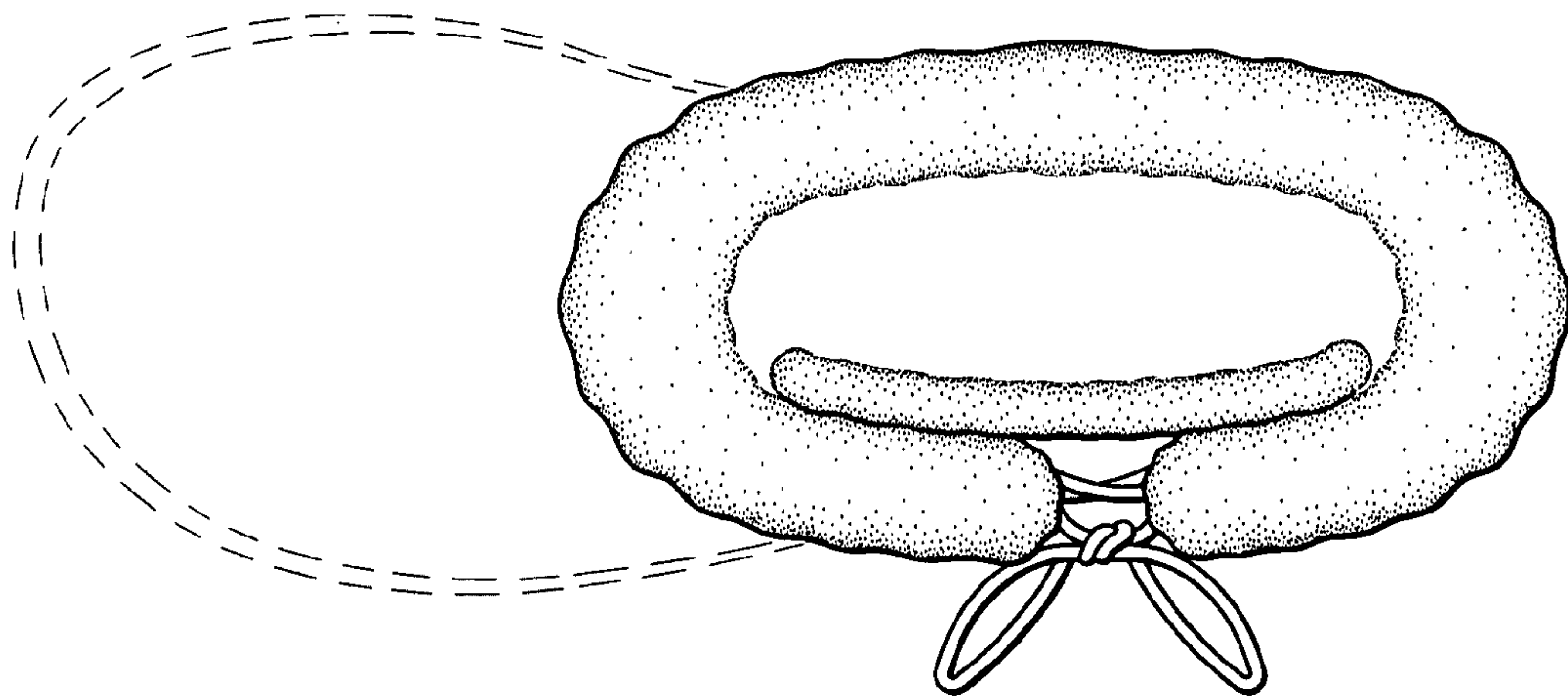


FIG. 6

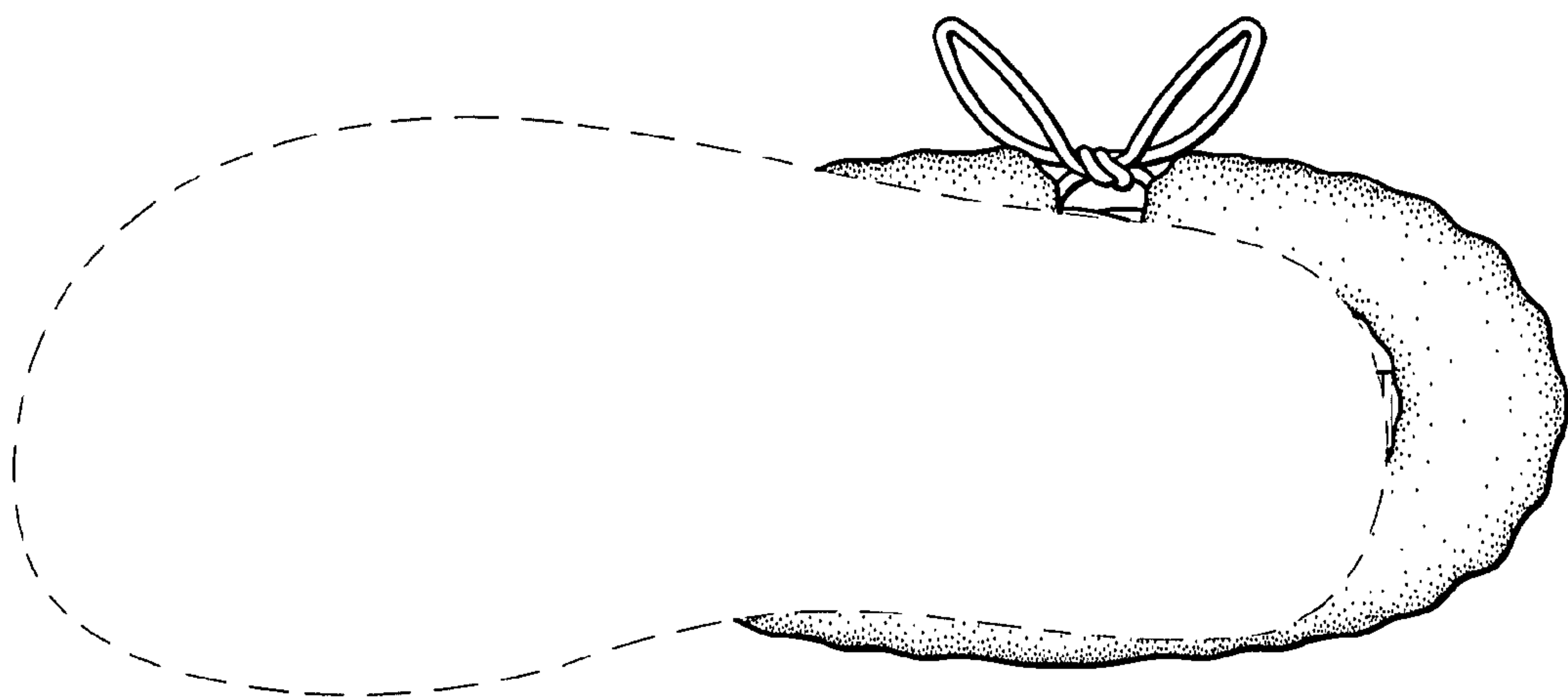


FIG. 7