



US00D584887S

(12) **United States Design Patent**  
**Earle**

(10) **Patent No.:** **US D584,887 S**  
(45) **Date of Patent:** **\*\* Jan. 20, 2009**

(54) **FOOTWEAR OUTSOLE**

(75) Inventor: **John Earle**, Lake Oswego, OR (US)  
(73) Assignee: **Deckers Outdoor Corporation**, Goleta, CA (US)  
(\*\*) Term: **14 Years**  
(21) Appl. No.: **29/305,278**  
(22) Filed: **Mar. 17, 2008**

(51) **LOC (9) Cl.** ..... **02-04**  
(52) **U.S. Cl.** ..... **D2/960; D2/951; D2/953; D2/957**  
(58) **Field of Classification Search** ..... D2/953, D2/954, 955, 956, 957, 958, 959, 960, 961; 36/3 B, 22 R, 24.5, 25 R, 28, 59 C, 103, 10  
See application file for complete search history.

(56) **References Cited**

**U.S. PATENT DOCUMENTS**

485,459	A *	11/1892	Crocker	36/59 R
861,846	A *	7/1907	Henricks	36/3 B
1,210,066	A *	12/1916	Hara	36/176
2,364,691	A *	12/1944	Cagney	12/146 B
2,370,963	A *	3/1945	Issaly	264/160
2,833,057	A *	5/1958	Hack	36/59 C
3,087,261	A *	4/1963	Russell	36/28
3,555,705	A *	1/1971	Eder et al.	36/103
4,059,910	A *	11/1977	Bryden et al.	36/103
D271,158	S *	11/1983	Hopper	D2/964
D275,148	S *	8/1984	Bergmans	D2/956
4,631,842	A *	12/1986	Koskela	36/103
D288,027	S *	2/1987	Tonkel	D2/957
D301,181	S *	5/1989	Brill	D2/955
D301,283	S *	5/1989	Austin	D2/960
4,827,631	A *	5/1989	Thornton	36/102
4,864,738	A *	9/1989	Horovitz	36/29
D322,509	S *	12/1991	Issler	D2/957
D339,463	S *	9/1993	Dyer et al.	D2/960
D350,640	S *	9/1994	Kayano et al.	D2/957
D377,711	S *	2/1997	Hawker	D2/954
D390,351	S *	2/1998	Nevens et al.	D2/960
D394,143	S *	5/1998	Sink	D2/960
D399,345	S *	10/1998	Koh	D2/960

D404,898	S *	2/1999	Hudson	D2/953
D424,286	S *	5/2000	Berend	D2/953
D449,430	S *	10/2001	McClaskie	D2/960
D474,880	S *	5/2003	Cintron	D2/960
D490,225	S *	5/2004	McClaskie	D2/960
D514,288	S *	2/2006	Burg	D2/960
D521,715	S *	5/2006	Lotti	D2/957
D529,697	S	10/2006	Earle	
D533,708	S	12/2006	Earle	
D548,436	S *	8/2007	Wolff	D2/956
7,290,357	B2 *	11/2007	McDonald et al.	36/102
D568,594	S *	5/2008	Ringholz	D2/957
D569,086	S *	5/2008	Le	D2/957
2005/0076536	A1 *	4/2005	Hatfield et al.	36/3 B
2008/0022553	A1 *	1/2008	McDonald et al.	36/25 R
2008/0229617	A1 *	9/2008	Johnson et al.	36/102

\* cited by examiner

*Primary Examiner*—Celia A Murphy  
(74) *Attorney, Agent, or Firm*—Greer, Burns & Crain, Ltd.

(57) **CLAIM**

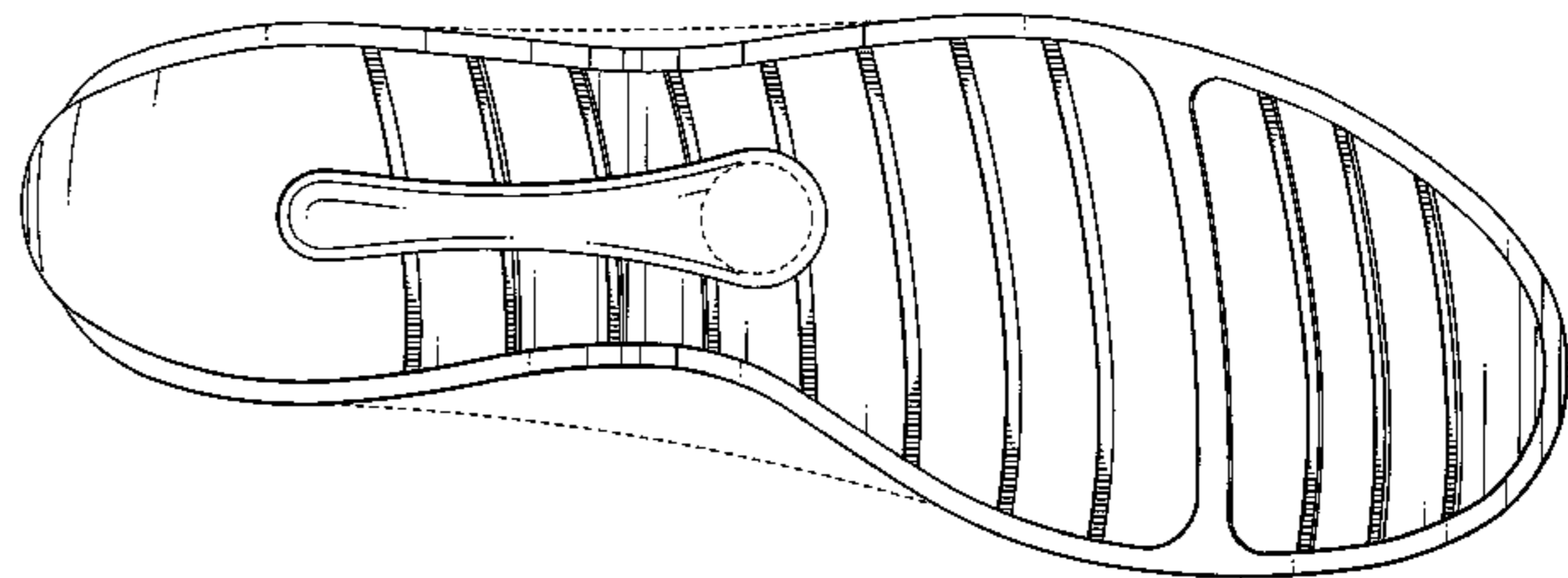

The ornamental design for a footwear outsole, as shown and described.

**DESCRIPTION**

FIG. 1 is a right side perspective view of a footwear outsole showing my new design;  
FIG. 2 is a right side elevational view thereof;  
FIG. 3 is a left side elevational view thereof;  
FIG. 4 is a front elevational view thereof;  
FIG. 5 is a rear elevational view thereof;  
FIG. 6 is a bottom plan view thereof; and,  
FIG. 7 is a top plan view thereof.

The broken lines immediately adjacent to the solid line representations in FIGS. 1–5 & 7, along with broken-line circle in FIGS. 1 & 6 represent the boundaries of the design. The broken lines showing the remainder of the sole and the upper illustrate the environment in which the design resides. The broken lines form no part of the claim.

**1 Claim, 6 Drawing Sheets**



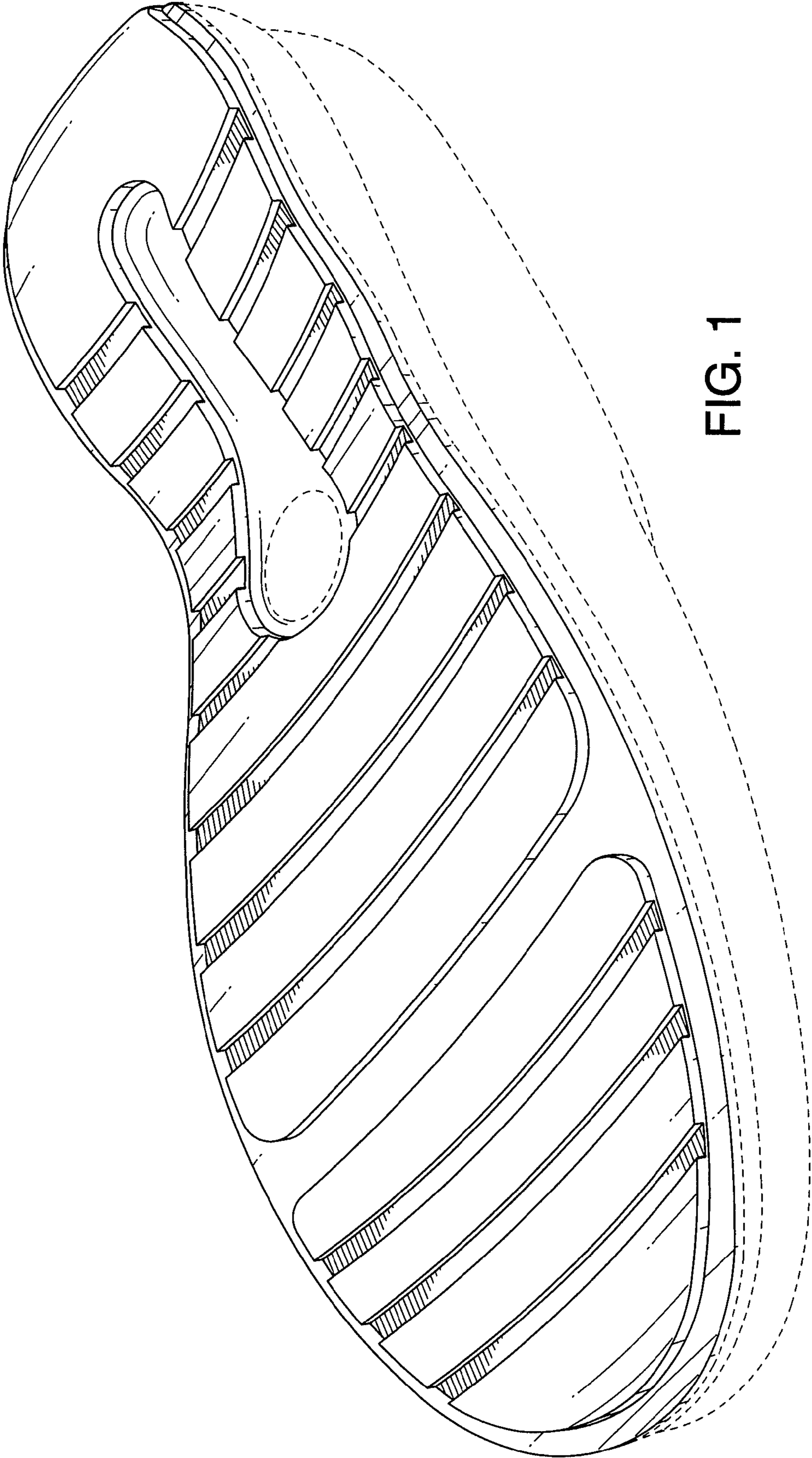


FIG. 1

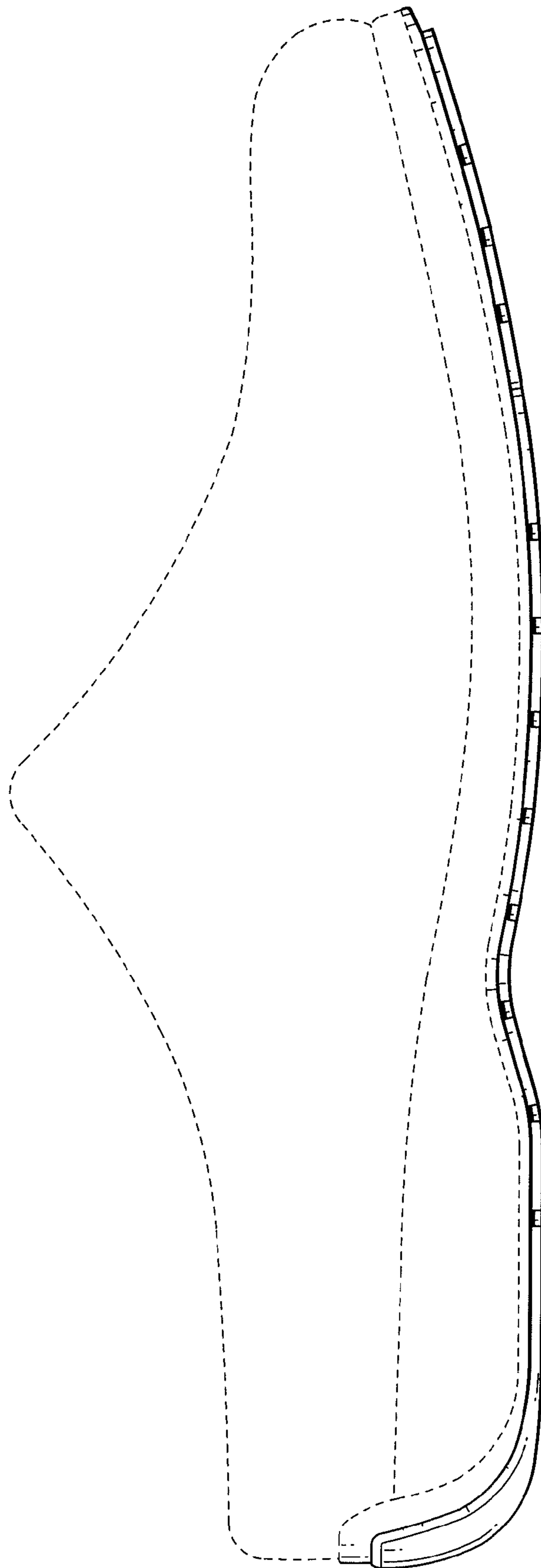


FIG. 2

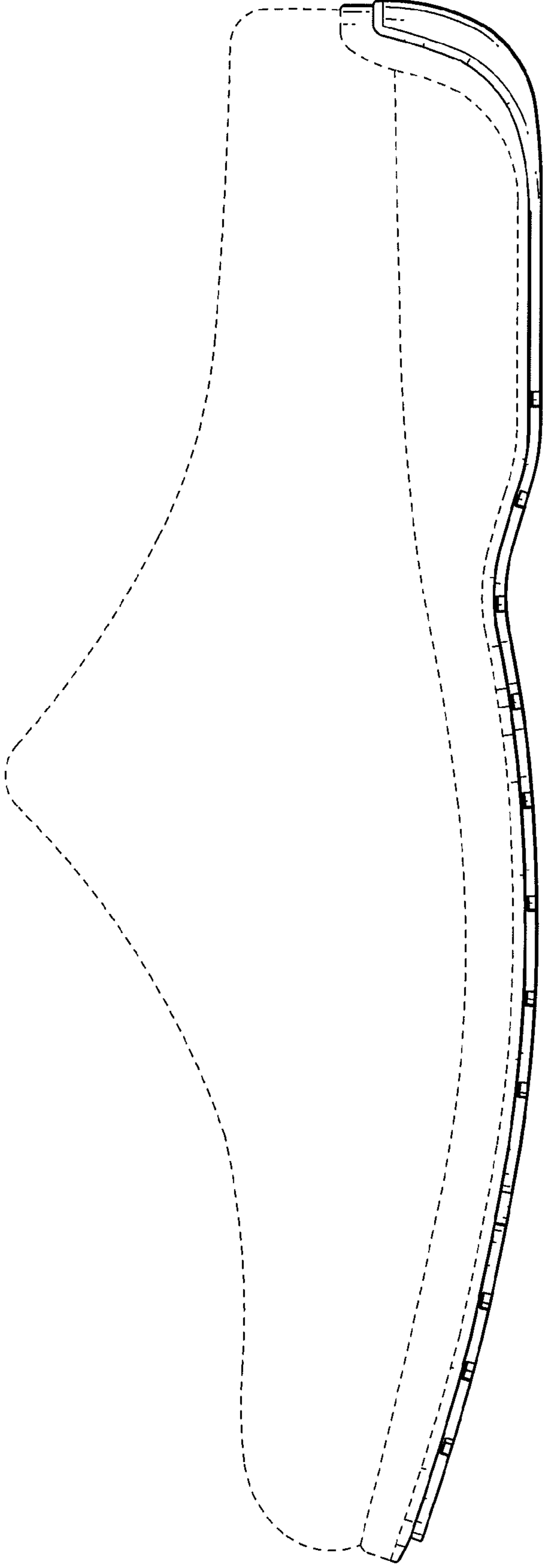


FIG. 3

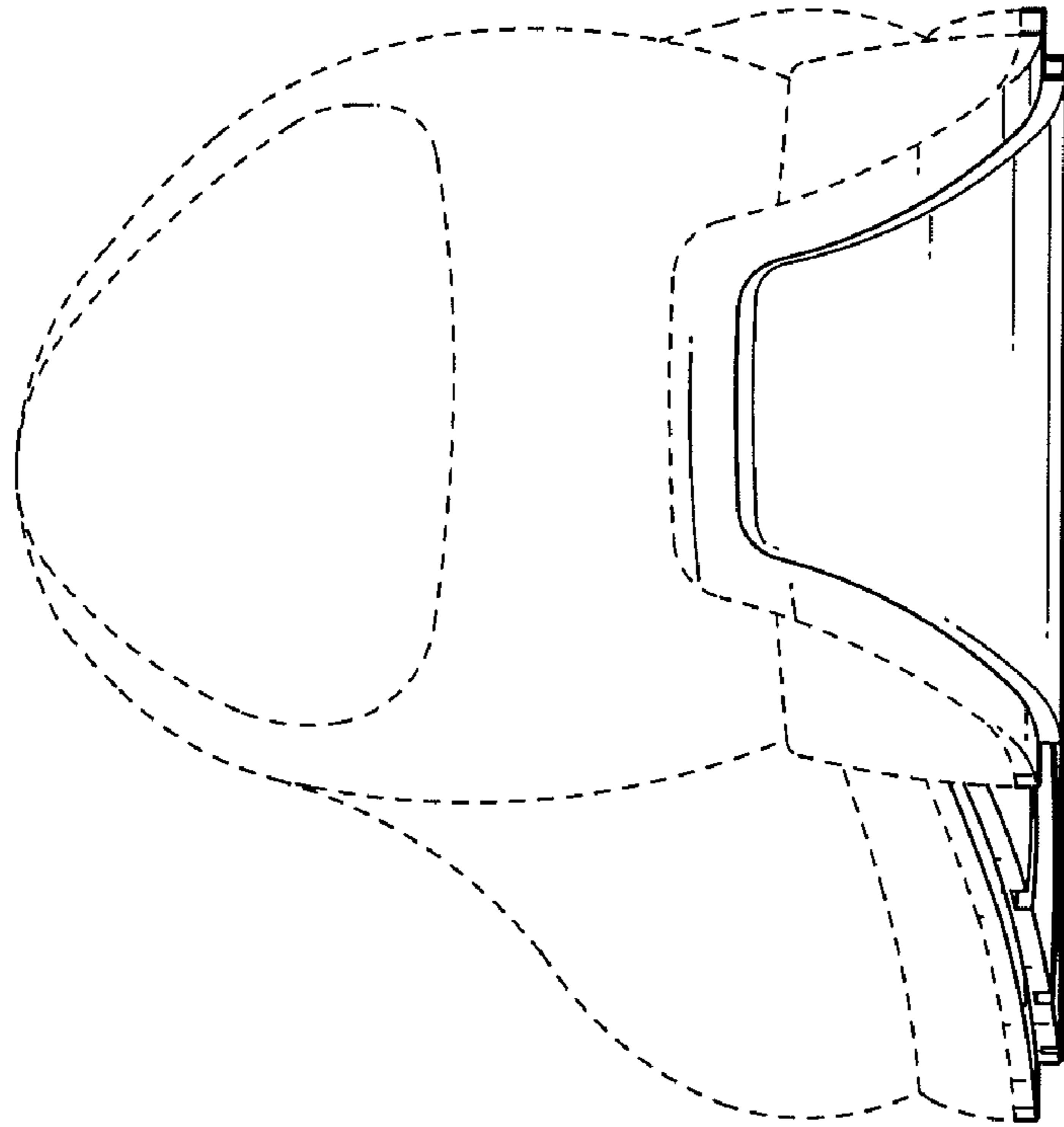


FIG. 5

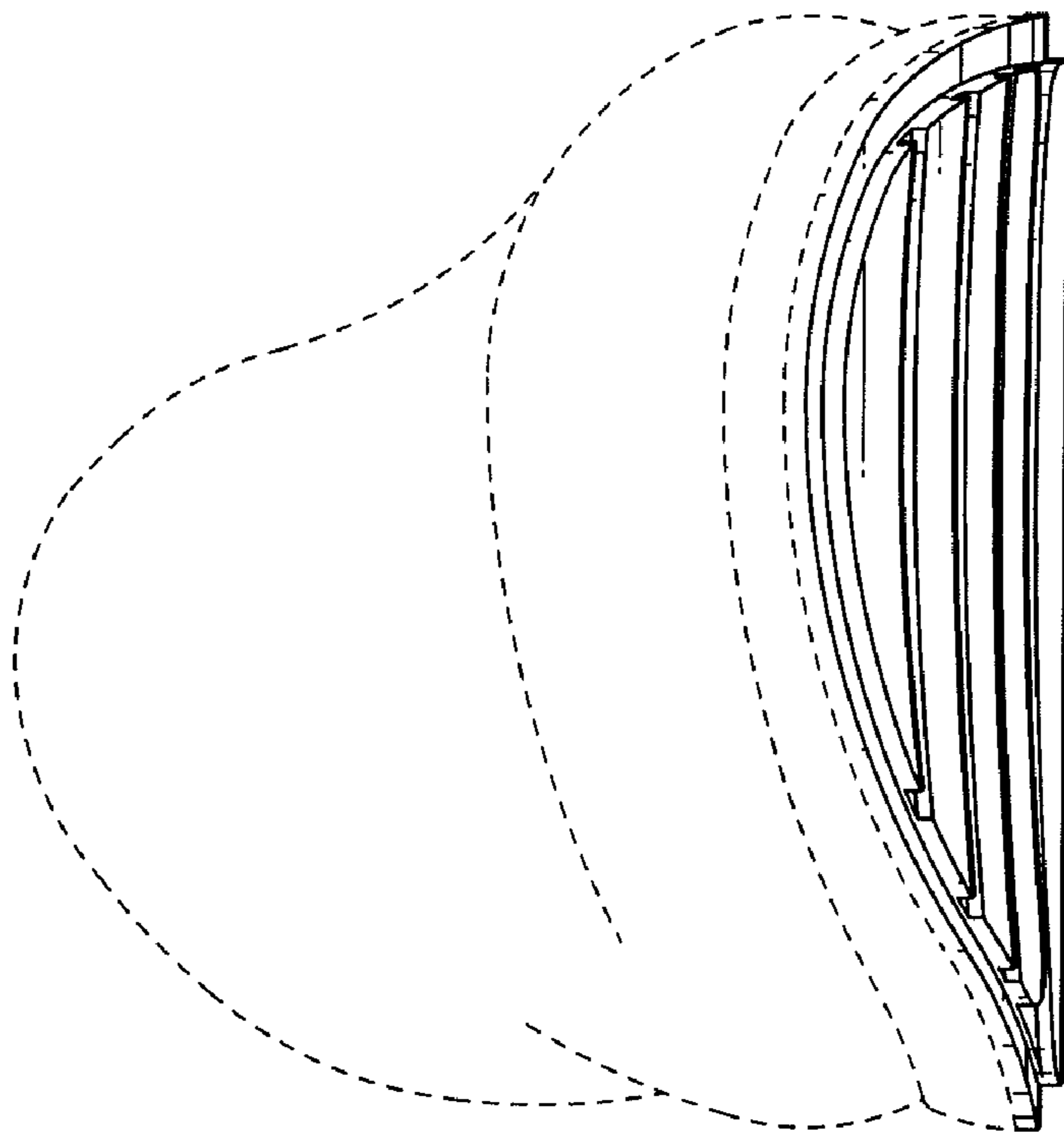


FIG. 4

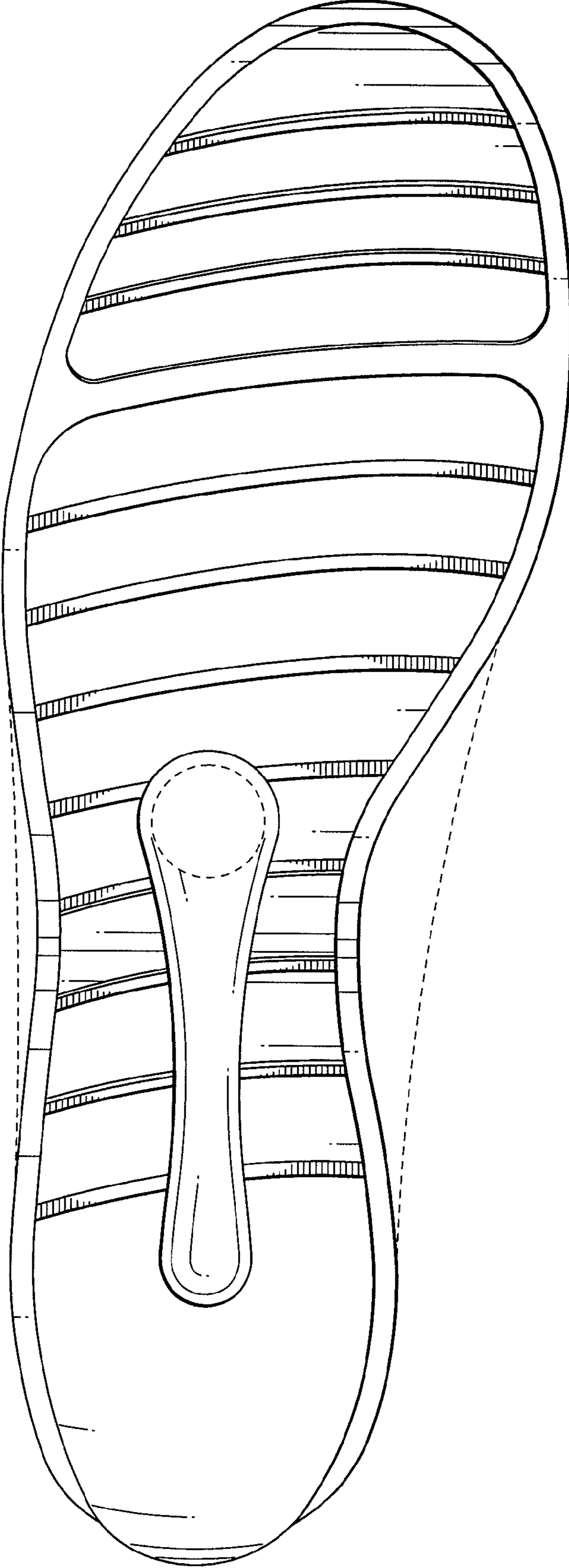


FIG. 6

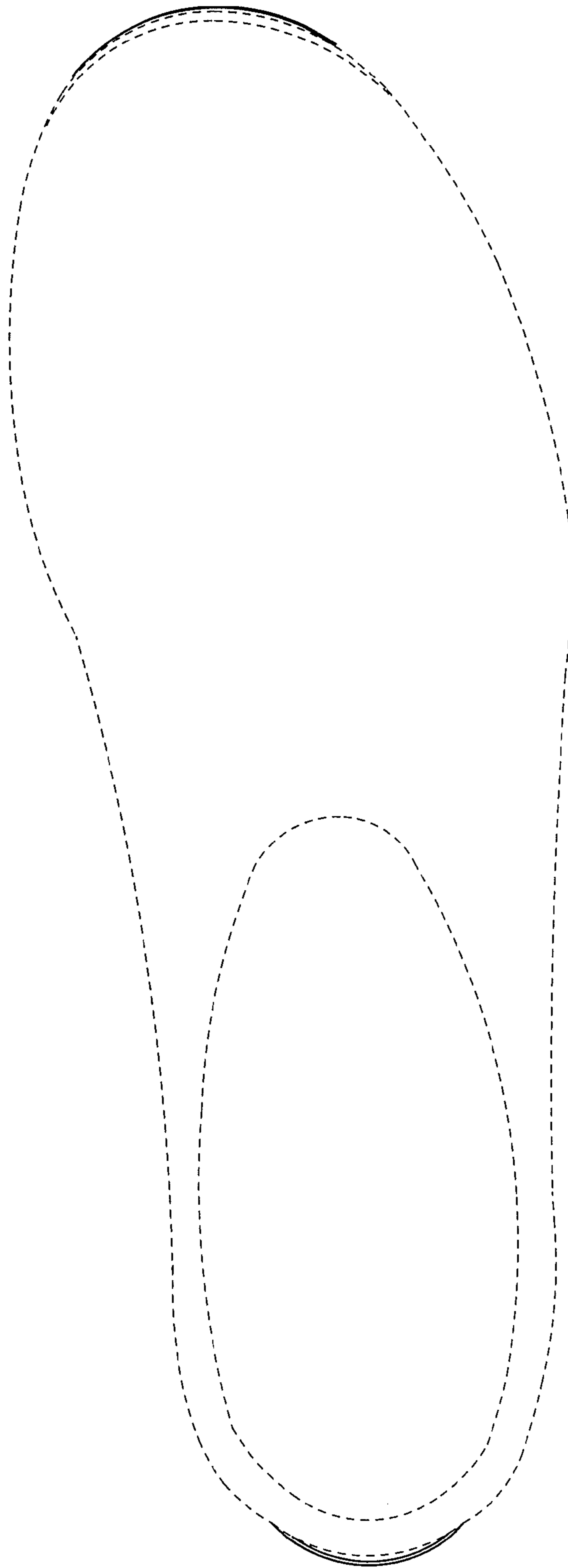


FIG. 7