



US00D584874S

(12) **United States Design Patent**
Sasnowski

(10) **Patent No.:** **US D584,874 S**
(45) **Date of Patent:** **** Jan. 13, 2009**

(54) **LOAD BEARING PALLET**

(75) Inventor: **Allan J. Sasnowski**, Stouffville (CA)

(73) Assignee: **Magna Marque International Inc.**,
Aurora, Ontario (CA)

(**) Term: **14 Years**

(21) Appl. No.: **29/303,685**

(22) Filed: **Feb. 14, 2008**

(51) **LOC (9) Cl.** **09-08**

(52) **U.S. Cl.** **D34/38**

(58) **Field of Classification Search** D34/38;
108/51.1, 56.1, 901, 56.3, 57.1, 53.3, 52.1,
108/55.3, 53.1, 51.3; 248/346.01, 346.02
See application file for complete search history.

(56) **References Cited**

U.S. PATENT DOCUMENTS

3,269,336 A * 8/1966 Naylor et al. 108/55.1
D219,582 S * 12/1970 Stout, Jr. D34/38
3,667,403 A * 6/1972 Angelbeck, Jr. 108/57.26

3,952,672 A * 4/1976 Gordon et al. 108/51.3
D428,679 S * 7/2000 Bridge D34/38
D495,460 S * 8/2004 Apps et al. D34/38
D544,175 S * 6/2007 Valentinsson D34/38
2006/0272556 A1* 12/2006 Apps 108/53.1
2007/0289504 A1* 12/2007 Harp et al. 108/51.3

* cited by examiner

Primary Examiner—Cynthia E Ramirez

(57) **CLAIM**

The ornamental design for a load bearing pallet, as shown and described.

DESCRIPTION

FIG. 1 is a front perspective view of the load bearing pallet showing my new design;

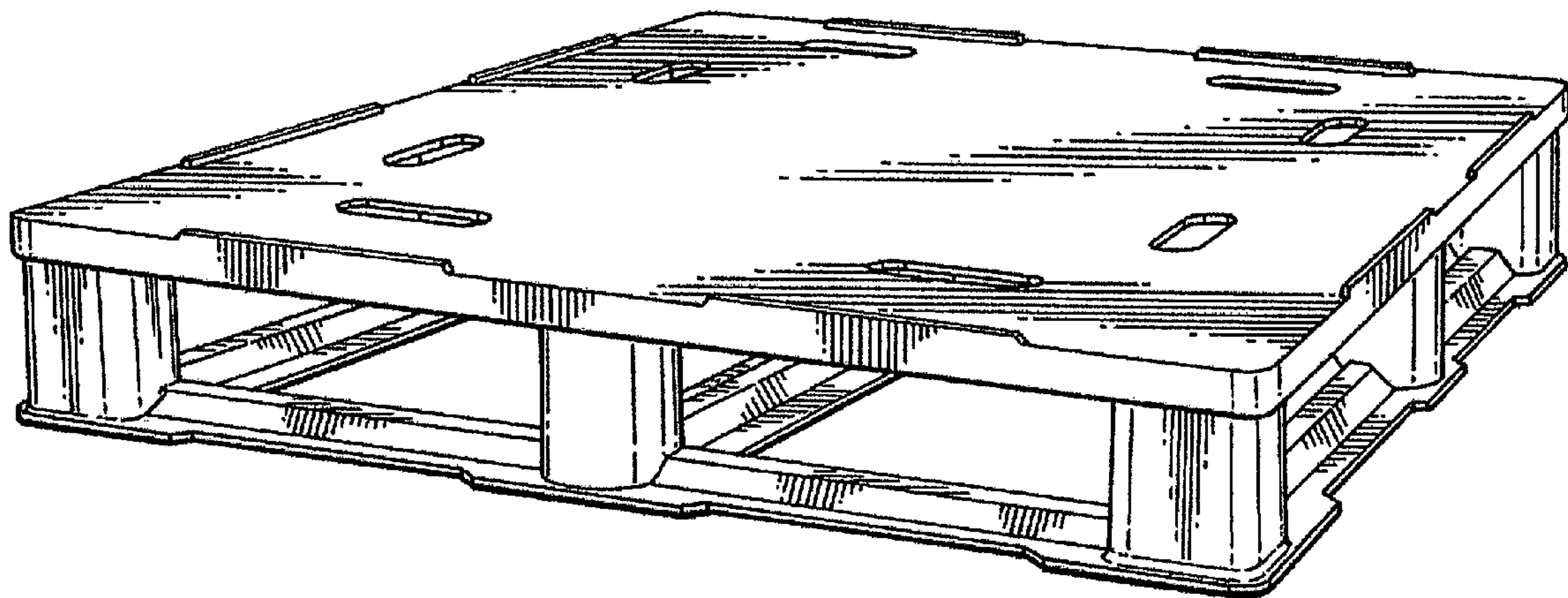
FIG. 2 is a top view thereof;

FIG. 3 is a side view thereof;

FIG. 4 is an end view thereof; and,

FIG. 5 is a bottom view thereof.

1 Claim, 4 Drawing Sheets



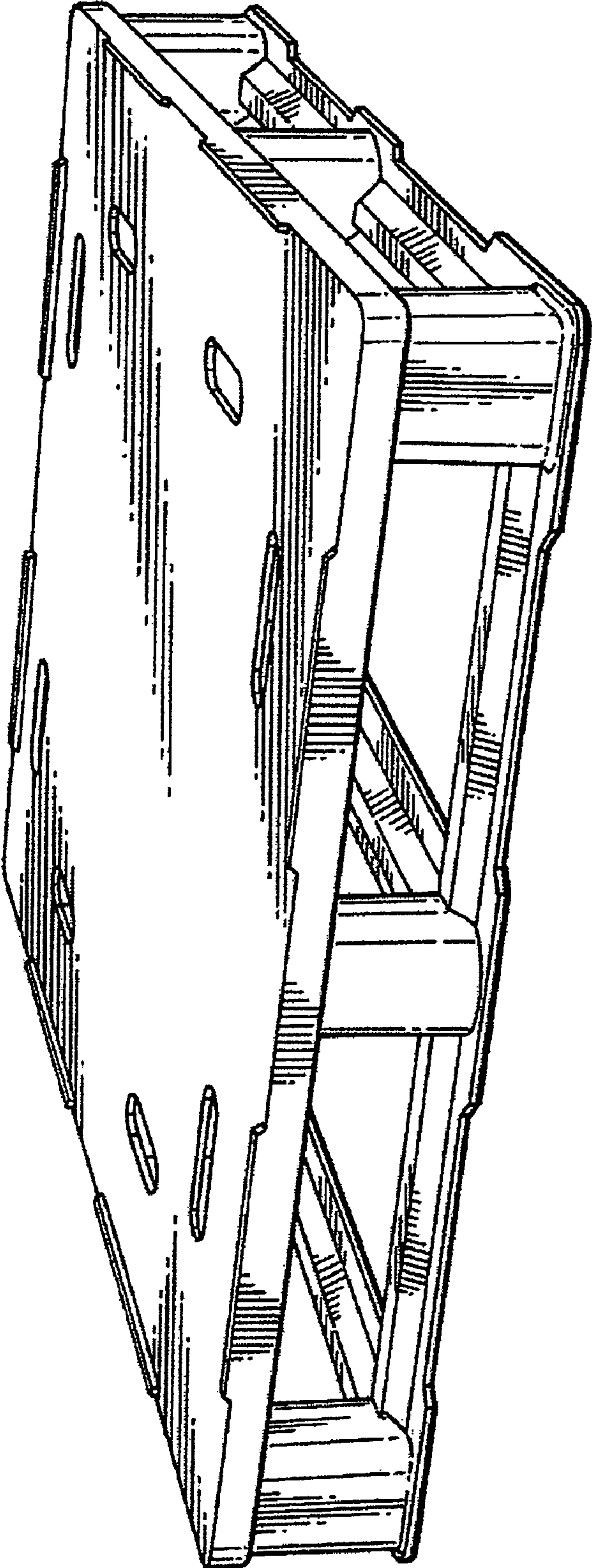


FIG.1.

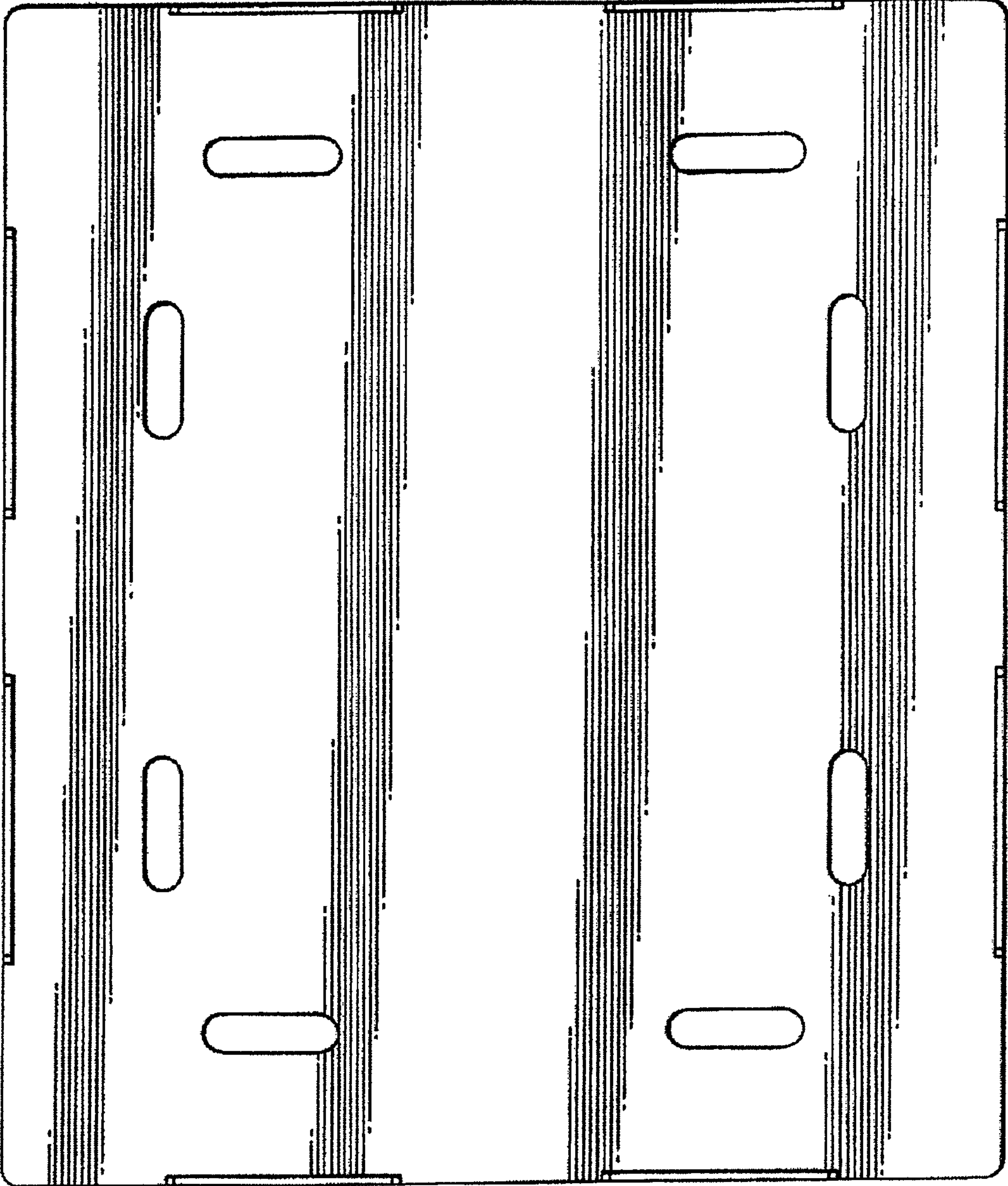


FIG.2.

FIG. 3.

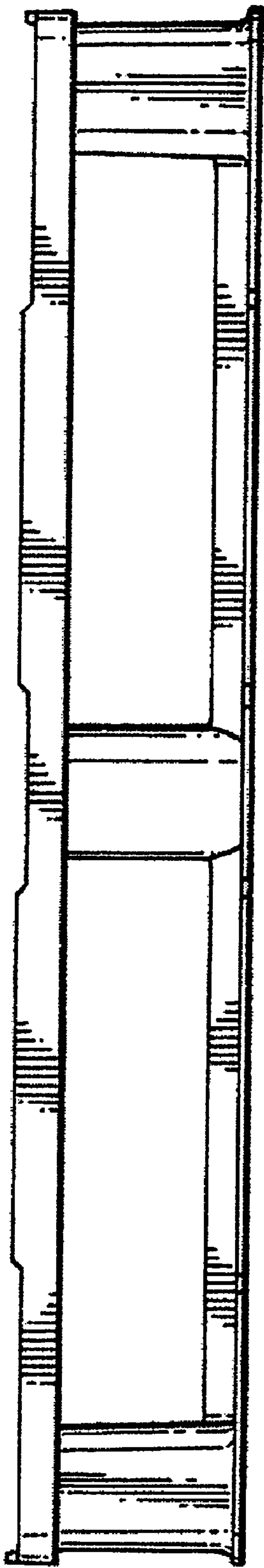


FIG. 4.

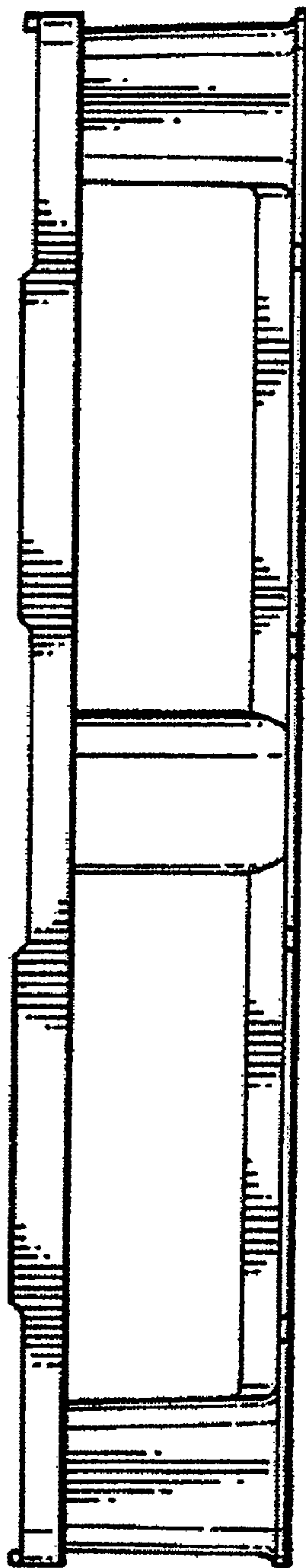


FIG. 5.

