



US00D584871S

(12) **United States Design Patent**
Arvinte et al.

(10) **Patent No.:** **US D584,871 S**
(45) **Date of Patent:** **** Jan. 13, 2009**

(54) **CARBIDE PAINT SCRAPER-HANDLE**

(75) Inventors: **Romeo Arvinte**, Laval-des-Rapides
(CA); **Francois Panfili**, Berthierville
(CA)

(73) Assignee: **A. Richard S.E.N.C.**, Berthierville (CA)

(**) Term: **14 Years**

(21) Appl. No.: **29/283,507**

(22) Filed: **Aug. 16, 2007**

(51) **LOC (9) Cl.** **07-05**

(52) **U.S. Cl.** **D32/49; D8/107**

(58) **Field of Classification Search** D32/40-41,
D32/46, 48-49; D8/14, 98, 90, 102, 107;
15/236.01, 2, 236.02-236.08, 244.1; 30/169,
30/244.1, 236.08, 235.4, 351, 377-367; 16/110.1
See application file for complete search history.

(56) **References Cited**

U.S. PATENT DOCUMENTS

D305,818 S *	1/1990	Chen	D32/48
D336,372 S *	6/1993	Ricciarelli et al.	D4/138
D415,325 S *	10/1999	Hellinger et al.	D32/49
D420,882 S *	2/2000	Majolo et al.	D8/98
D424,767 S *	5/2000	Shea	D32/48
6,216,306 B1 *	4/2001	Esterson et al.	15/111
D453,251 S *	1/2002	Gringer et al.	D32/48

D461,938 S *	8/2002	Backman et al.	D32/48
D479,374 S *	9/2003	Gringer et al.	D32/48
D479,375 S *	9/2003	Gringer et al.	D32/48
6,629,331 B2 *	10/2003	Panfili et al.	15/236.06
6,732,395 B2 *	5/2004	Gringer	15/105
D511,601 S *	11/2005	Chen	D32/48

* cited by examiner

Primary Examiner—Pamela J Burgess

(74) *Attorney, Agent, or Firm*—Darby & Darby PC

(57) **CLAIM**

The ornamental design for a carbide paint scraper handle, as shown and described.

DESCRIPTION

FIG. 1 is a top perspective view of a carbide paint scraper handle showing our new design.

FIG. 2 is another top perspective view thereof.

FIG. 3 is a right elevational side view thereof.

FIG. 4 is a left elevational side view thereof.

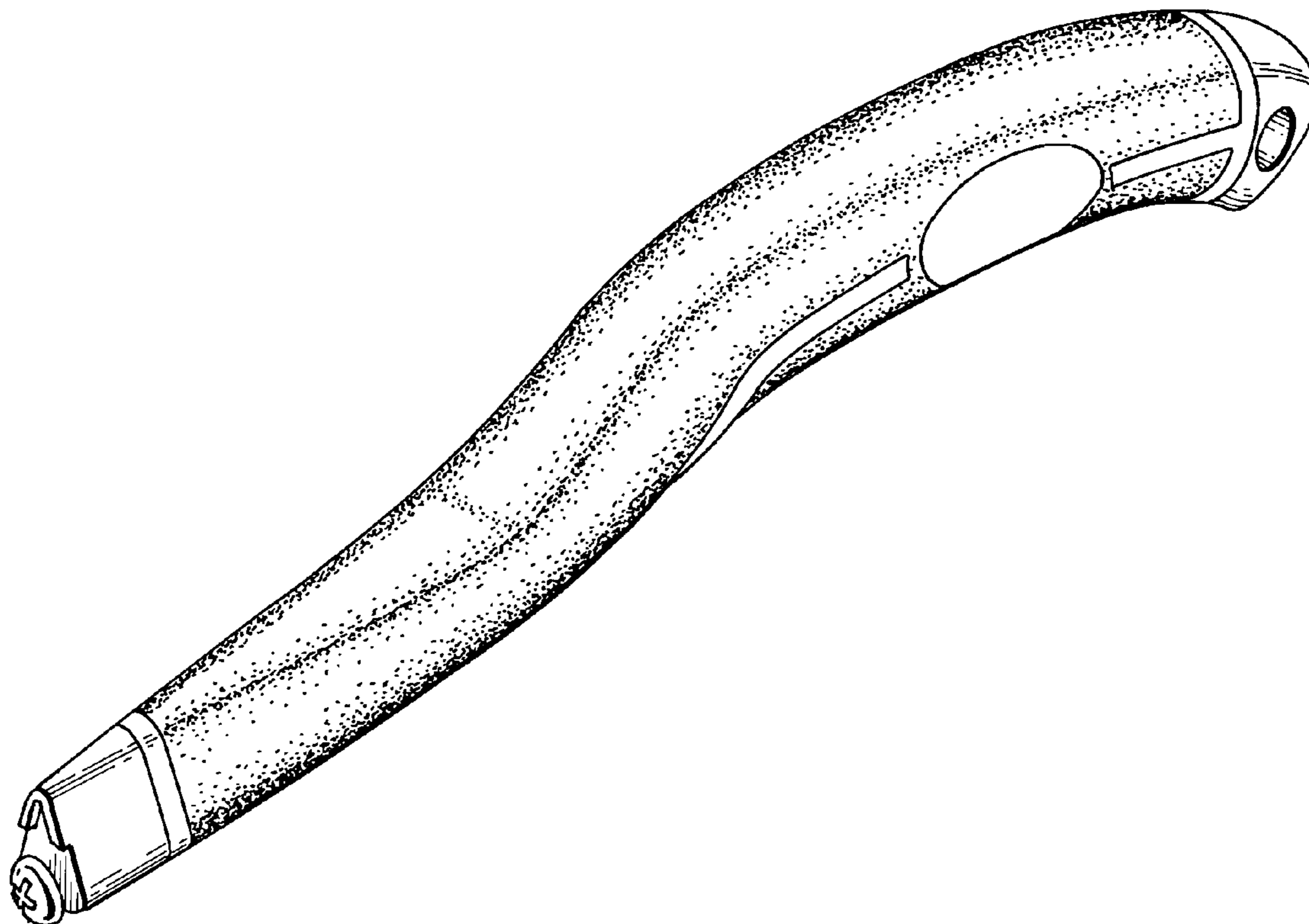
FIG. 5 is a top plan view thereof.

FIG. 6 is a front elevational view thereof.

FIG. 7 is a rear elevational view thereof; and,

FIG. 8 is a bottom plan view thereof.

1 Claim, 7 Drawing Sheets



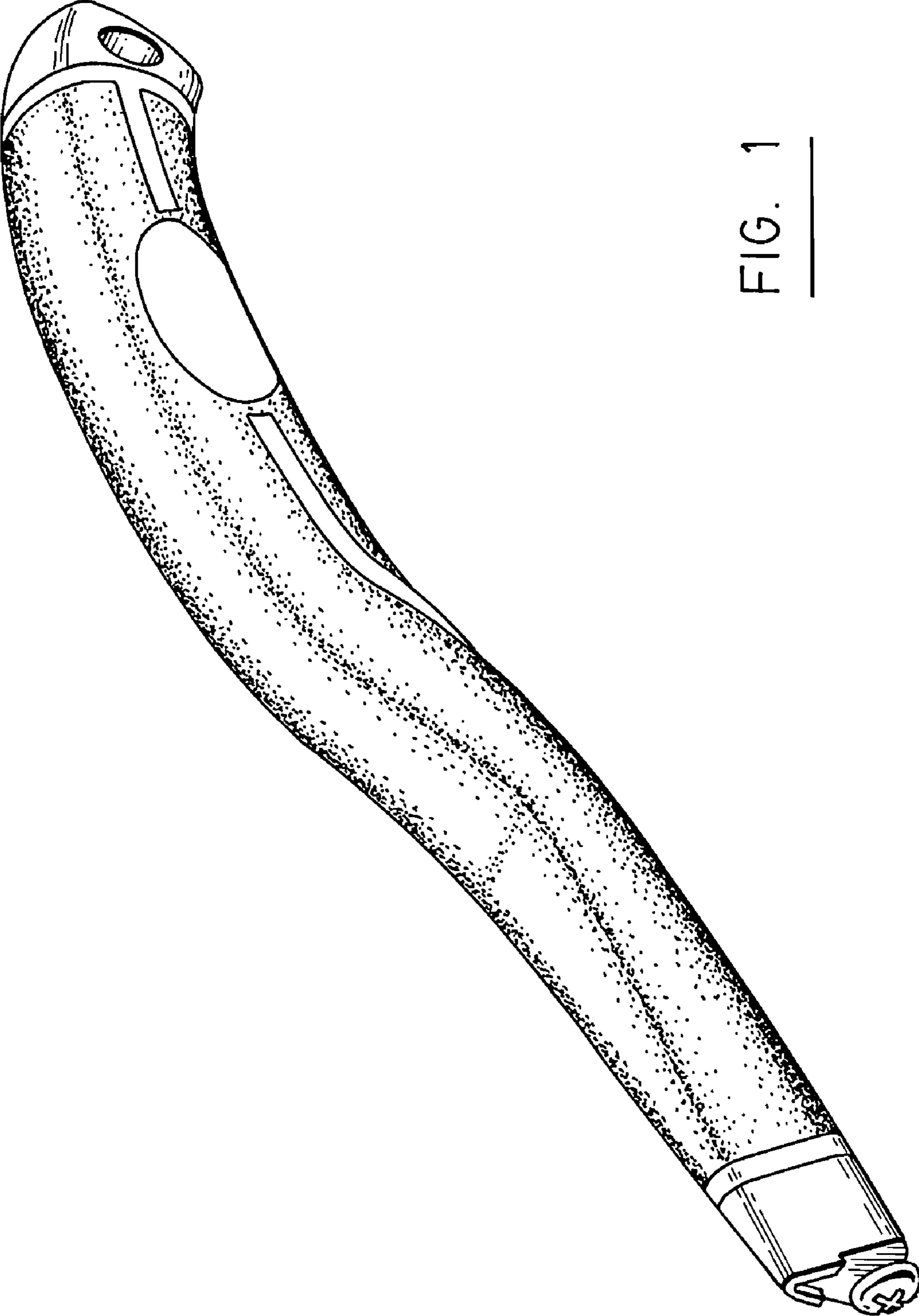


FIG. 1

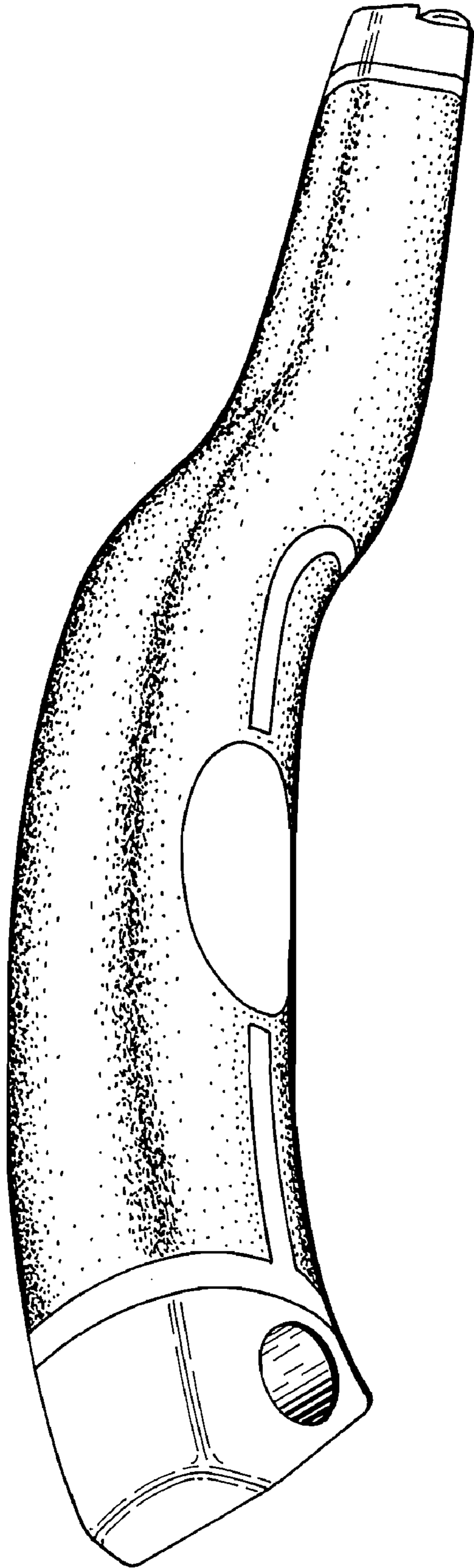


FIG. 2

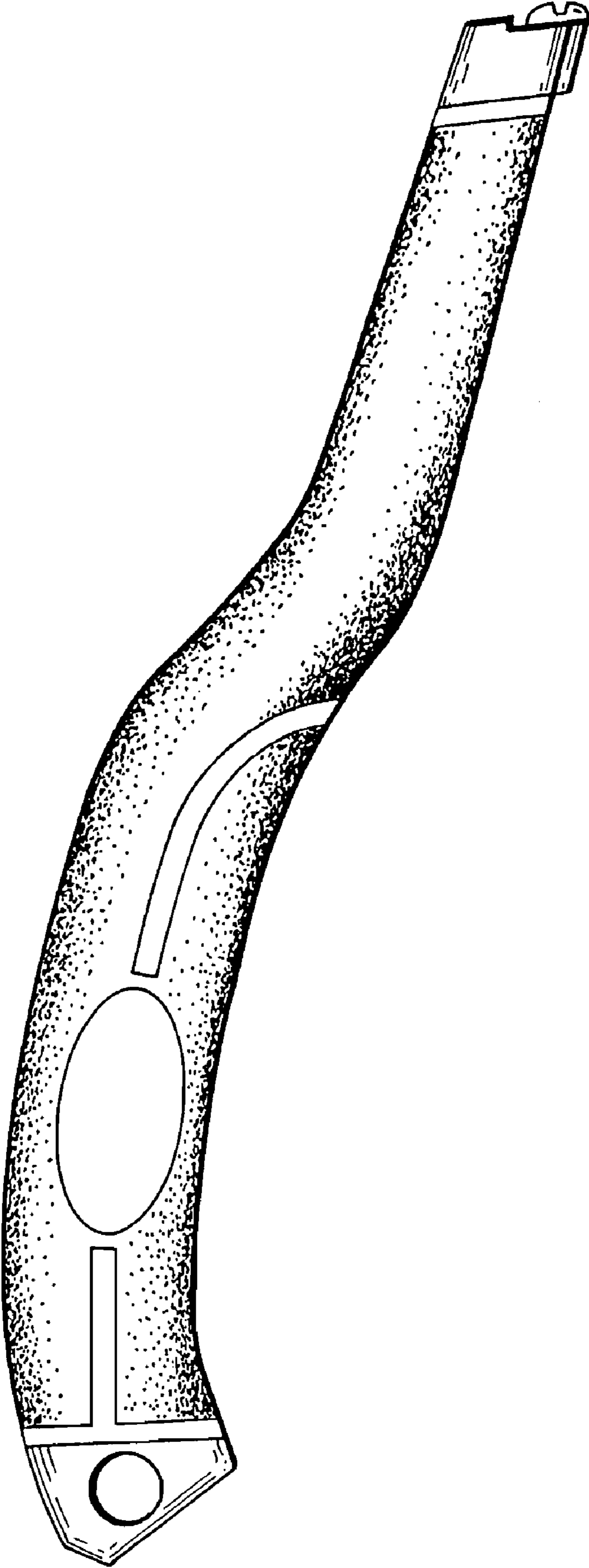


FIG. 3

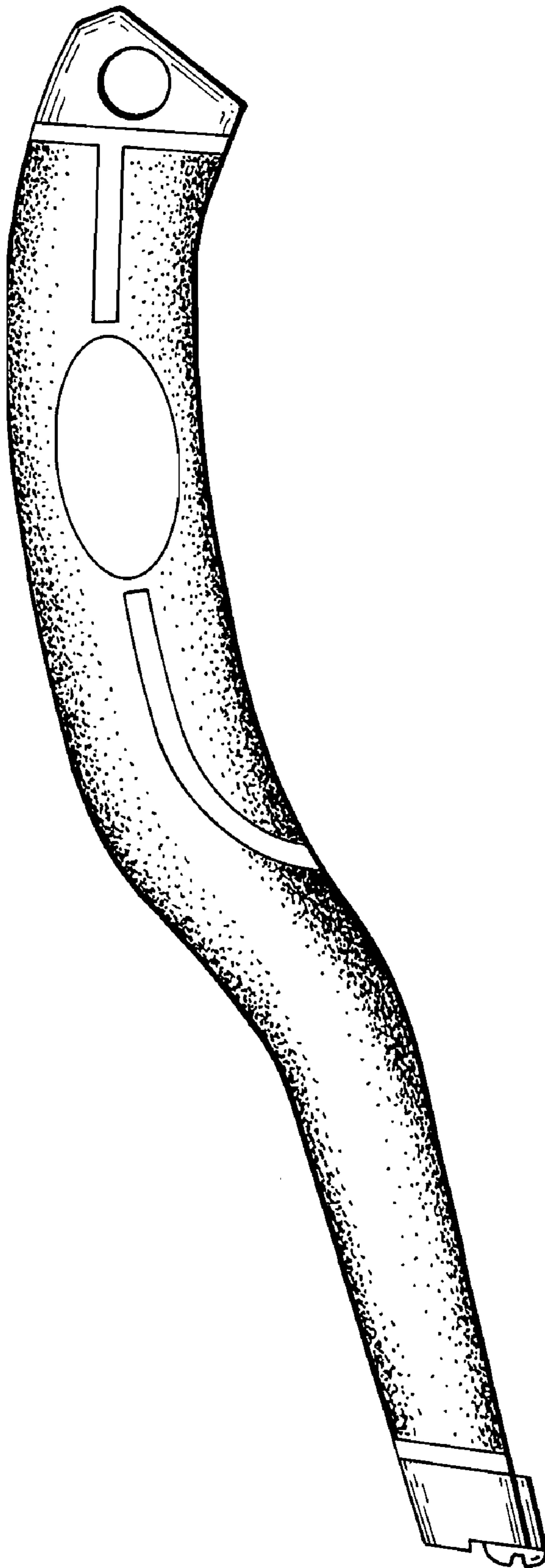


FIG. 4




FIG. 5

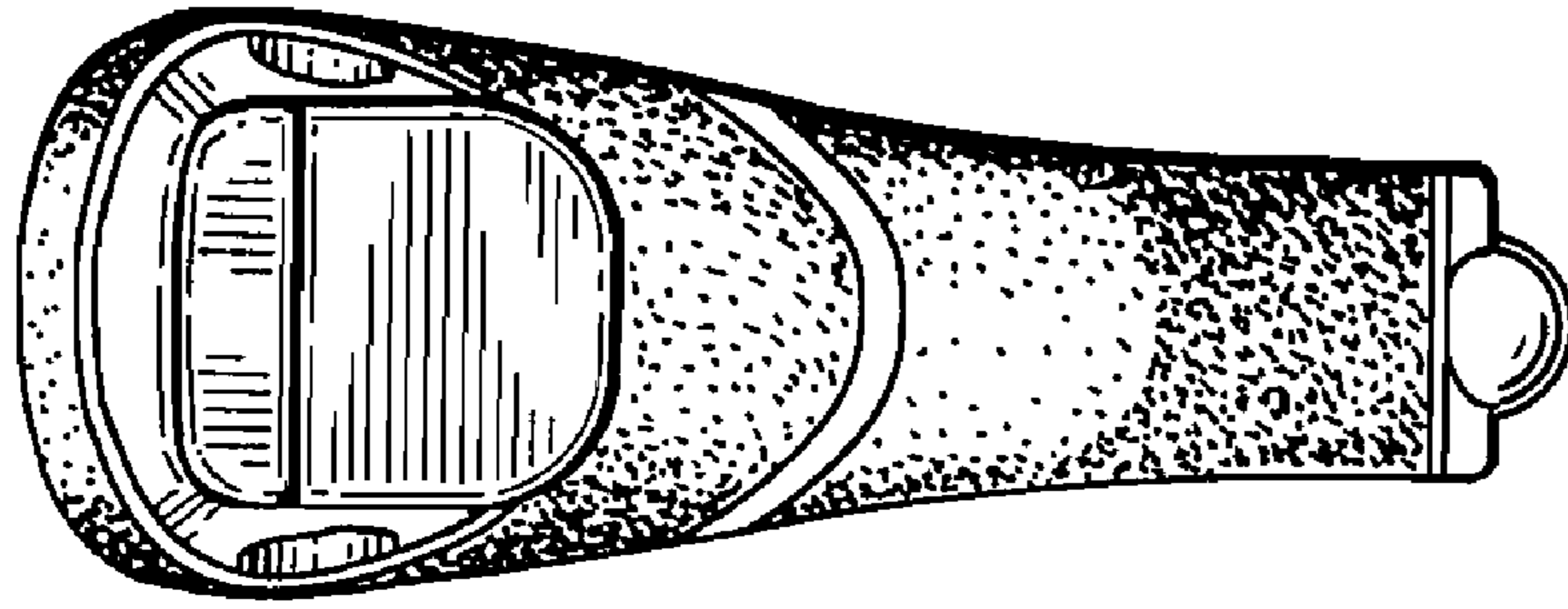


FIG. 7

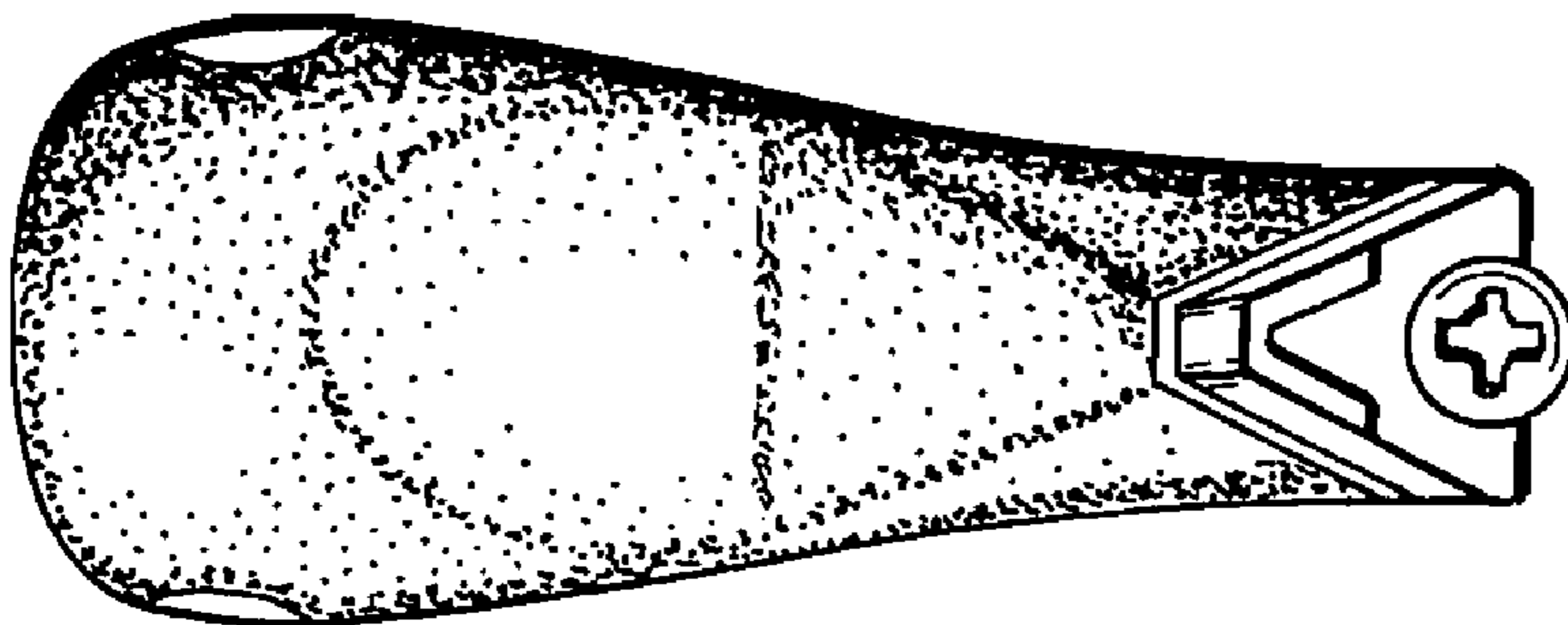


FIG. 6

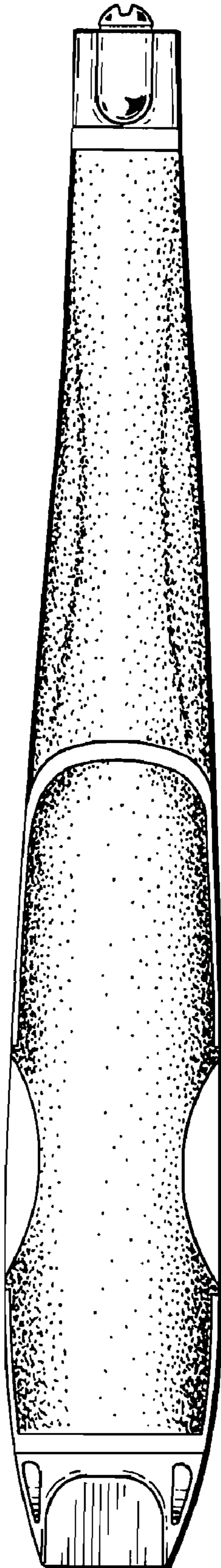


FIG. 8