

US00D584868S

(12) **United States Design Patent**  
**Higareda et al.**

(10) **Patent No.:** **US D584,868 S**  
(45) **Date of Patent:** **\*\* Jan. 13, 2009**

(54) **REFILL CLEANING ABSORBENT**

*Primary Examiner*—Robin V Webster

(75) Inventors: **Jose de Jesus Castillo Higareda**,  
Racine, WI (US); **Douglas A. Soller**,  
Racine, WI (US); **Steven A. Zach**,  
Racine, WI (US)

(57) **CLAIM**

The ornamental design for a refill cleaning absorbent, as shown and described.

(73) Assignee: **S.C. Johnson & Son, Inc.**, Racine, WI (US)

(\*\*) Term: **14 Years**

**DESCRIPTION**

(21) Appl. No.: **29/265,234**

In a preferred embodiment the nature of this product is as an absorbent, useful in connection with a cleaning device such as a hand-held window cleaning device having a squeegee blade, for delivering cleaning fluid to a surface to be cleaned as well as for collecting used cleaning fluid driven by the squeegee blade off the surface.

(22) Filed: **Aug. 28, 2006**

(51) **LOC (9) Cl.** ..... **04-01**

(52) **U.S. Cl.** ..... **D32/45; D32/35**

(58) **Field of Classification Search** ..... D32/40–45,  
D32/46, 49, 35; 15/121, 245, 245.1, 143.1,  
15/236.01, 250.03; D25/119; D34/29  
See application file for complete search history.

FIG. 1 is a left, top, frontal perspective view of a refill cleaning absorbent embodying our new design;

FIG. 2 is a front elevational view thereof, the rear elevational view thereof being a mirror image of the front elevational view shown;

(56) **References Cited**

**U.S. PATENT DOCUMENTS**

1,828,715	A	10/1931	Oishei	
2,722,701	A	11/1955	Blum et al.	
D251,855	S *	5/1979	Schindele	D25/119
D331,631	S *	12/1992	Leith	D25/119
D332,315	S *	1/1993	Weinerman	D25/119
5,692,261	A	12/1997	Lops	
5,842,488	A	12/1998	Belleau et al.	
6,668,418	B2	12/2003	Bastien	
6,742,951	B2	6/2004	Schultz et al.	
D524,454	S *	7/2006	Zarb	D25/119
D548,907	S *	8/2007	Killen	D32/41

FIG. 3 is a left side elevational view thereof, the right side elevational view thereof being the mirror image of the left side elevational view shown;

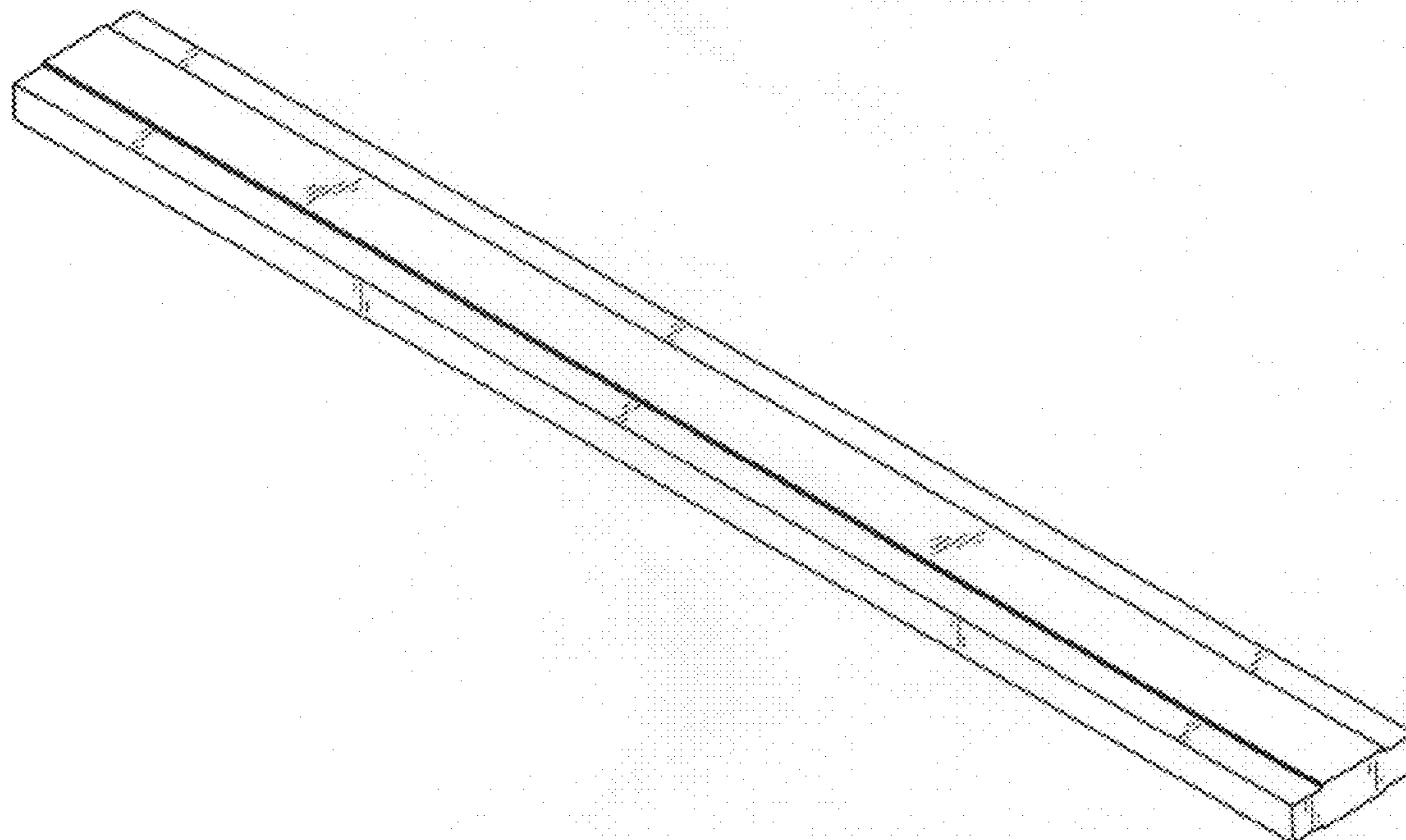
FIG. 4 is a top plan view thereof, the bottom plan view thereof being the mirror image of the top plan view shown; and,

FIG. 5 shows the refill cleaning absorbent depicted in FIGS. 1–4 in connection with a cleaning device environment.

The broken line representation of a cleaning device environment in FIG. 5 is for purposes of illustration only and forms no part of the claim.

\* cited by examiner

**1 Claim, 3 Drawing Sheets**



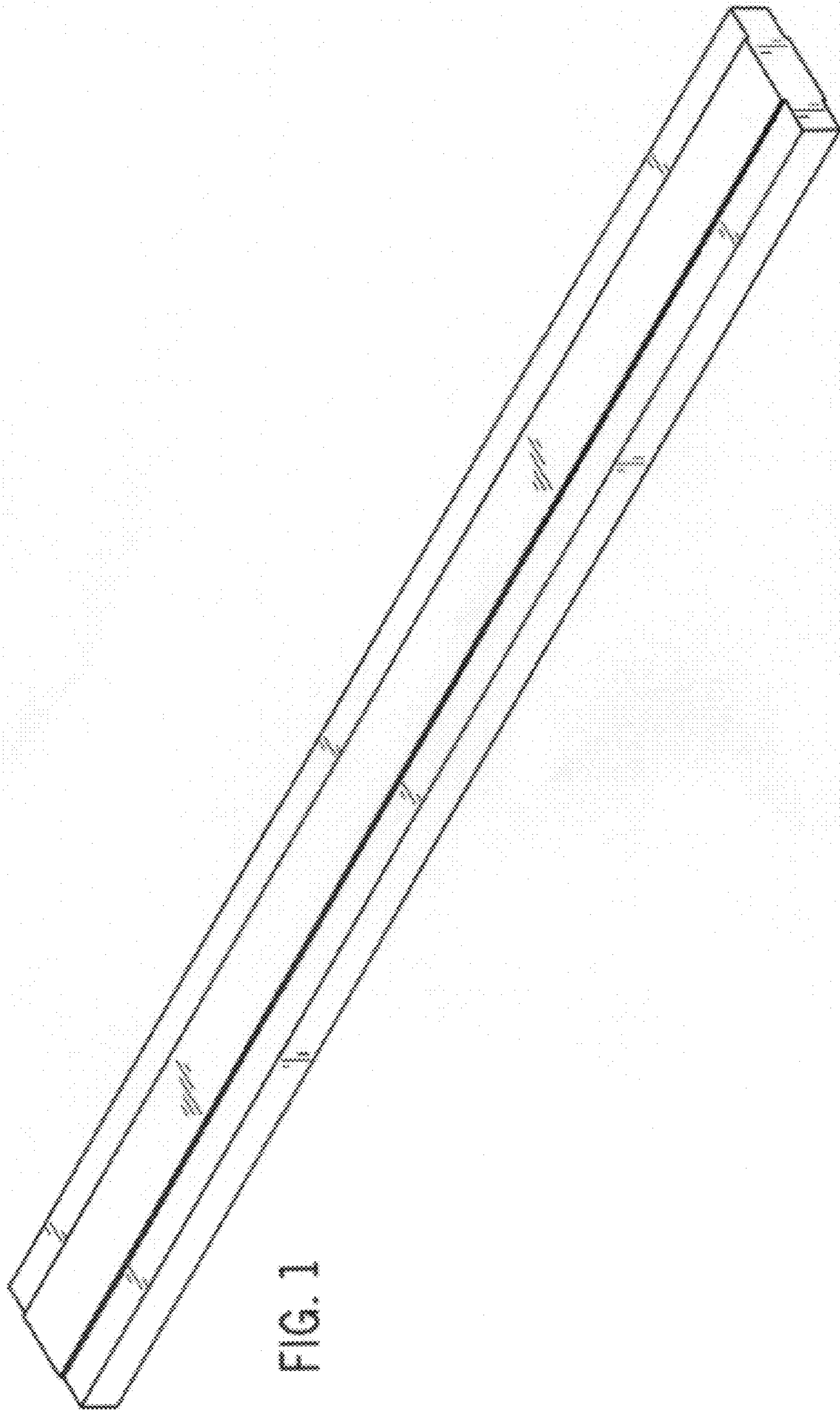


FIG. 1




FIG. 2




FIG. 3

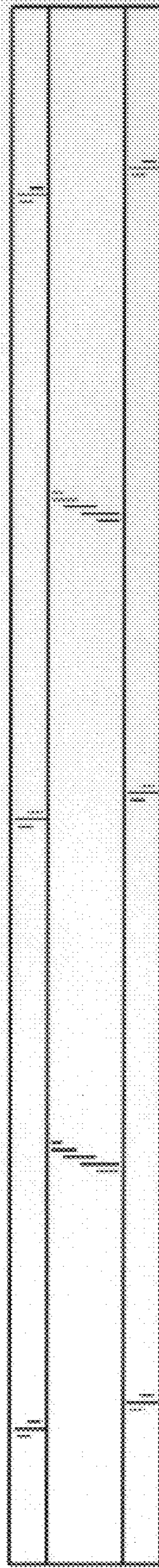


FIG. 4

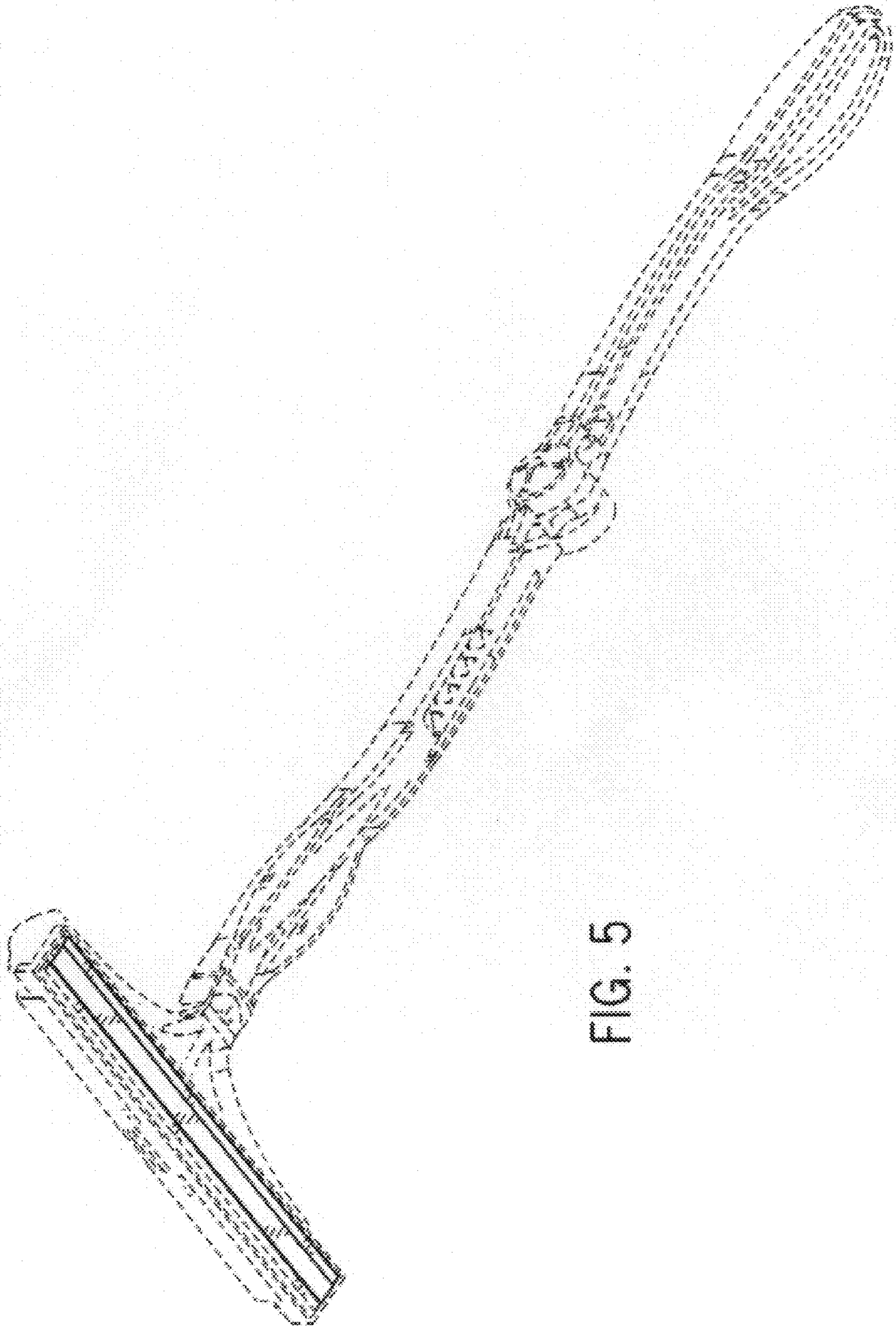


FIG. 5