



US00D584863S

(12) **United States Design Patent**
Garry et al.

(10) **Patent No.:** **US D584,863 S**
(45) **Date of Patent:** **** Jan. 13, 2009**

(54) **SCRATCHING AND SELF-GROOMING TOOL**

(75) Inventors: **Cynthia Garry**, 379 Franklin Church Rd., Dillsburg, PA (US) 17019; **Rodney Hoffman**, Ramona, OK (US)

(73) Assignee: **Cynthia Garry**, Dillsburg, PA (US)

(**) Term: **14 Years**

(21) Appl. No.: **29/294,192**

(22) Filed: **Dec. 27, 2007**

(51) **LOC (9) Cl.** **30-99**

(52) **U.S. Cl.** **D30/158; D30/159**

(58) **Field of Classification Search** D30/158, D30/159, 199; 119/625, 633, 600, 617, 628, 119/632, 631, 602, 621, 603; D4/136, 127, D4/124, 130; D28/91.2, 63; D32/47, 35, D32/40, 52; D24/211, 212, 214, 215; 15/114, 15/110, 117, 160, DIG. 6, 210.1, 207.2, DIG. 5, 15/105, 111, 187; 4/606, 559; 601/136, 601/137; 132/129, 132, 148, 114; 401/28; D23/261

See application file for complete search history.

(56) **References Cited**

U.S. PATENT DOCUMENTS

D120,843	S *	5/1940	Weber	D4/130
D131,653	S *	3/1942	Rowland	D4/130
D190,223	S *	5/1961	Vallis	D4/136
D190,559	S *	6/1961	Vallis	D4/136
D192,785	S *	5/1962	Vallis	D4/136
3,107,665	A *	10/1963	Nordgren	601/134
D199,177	S *	9/1964	Kennedy	D4/118
D214,237	S *	5/1969	Hylton	D4/136
3,885,555	A *	5/1975	Nobbs	601/28
4,480,351	A *	11/1984	Koffler	15/187
4,543,913	A *	10/1985	Wilkeson	119/603
D282,689	S *	2/1986	McCormick	D28/91.2
D285,130	S *	8/1986	Wilkeson	D30/158
D285,750	S *	9/1986	Bills	D4/136
D286,952	S *	12/1986	Leroux	D4/136
4,747,371	A	5/1988	Leopold		
4,807,569	A	2/1989	Leopold		
4,907,540	A	3/1990	Reynolds		
4,926,796	A *	5/1990	Leopold	119/602

D322,494	S	12/1991	Reynolds		
5,072,480	A *	12/1991	Peters et al.	15/114
D324,778	S *	3/1992	Whittington	D4/136
D326,362	S *	5/1992	Bertwell	D4/136
D326,562	S *	6/1992	Bertwell	D4/136
5,158,073	A *	10/1992	Bukowski	601/28
5,175,896	A *	1/1993	Zamir	4/606
5,215,088	A *	6/1993	Normann et al.	600/377
D356,685	S *	3/1995	Bertwell	D4/125
D362,074	S *	9/1995	Brown	D24/211
D379,518	S *	5/1997	Bergman et al.	D24/211
5,774,907	A *	7/1998	Doggwiler	4/606
D403,119	S *	12/1998	Vazquez	D28/63
D412,246	S *	7/1999	Chen	D4/130
D413,985	S *	9/1999	Martin et al.	D24/211
D428,996	S *	8/2000	Gonzales	D24/211
6,226,811	B1 *	5/2001	Fagan	4/606
D451,680	S *	12/2001	Holmes et al.	D4/136
6,343,569	B1	2/2002	Buendiger		
6,360,692	B2	3/2002	Gear		
D459,588	S *	7/2002	Holmes et al.	D4/136
D468,541	S *	1/2003	Holmes et al.	D4/136
D474,610	S *	5/2003	Park et al.	D4/136
2002/0006355	A1 *	1/2002	Whitson	422/56

* cited by examiner

Primary Examiner—Susan Moon Lee

(74) *Attorney, Agent, or Firm*—Stuart J. Friedman

(57) **CLAIM**

The ornamental design for a scratching and self-grooming tool, as shown and described.

DESCRIPTION

FIG. 1 is a perspective view of a scratching and self-grooming tool showing my new design;

FIG. 2 is a front elevational view thereof;

FIG. 3 is a top plan view thereof;

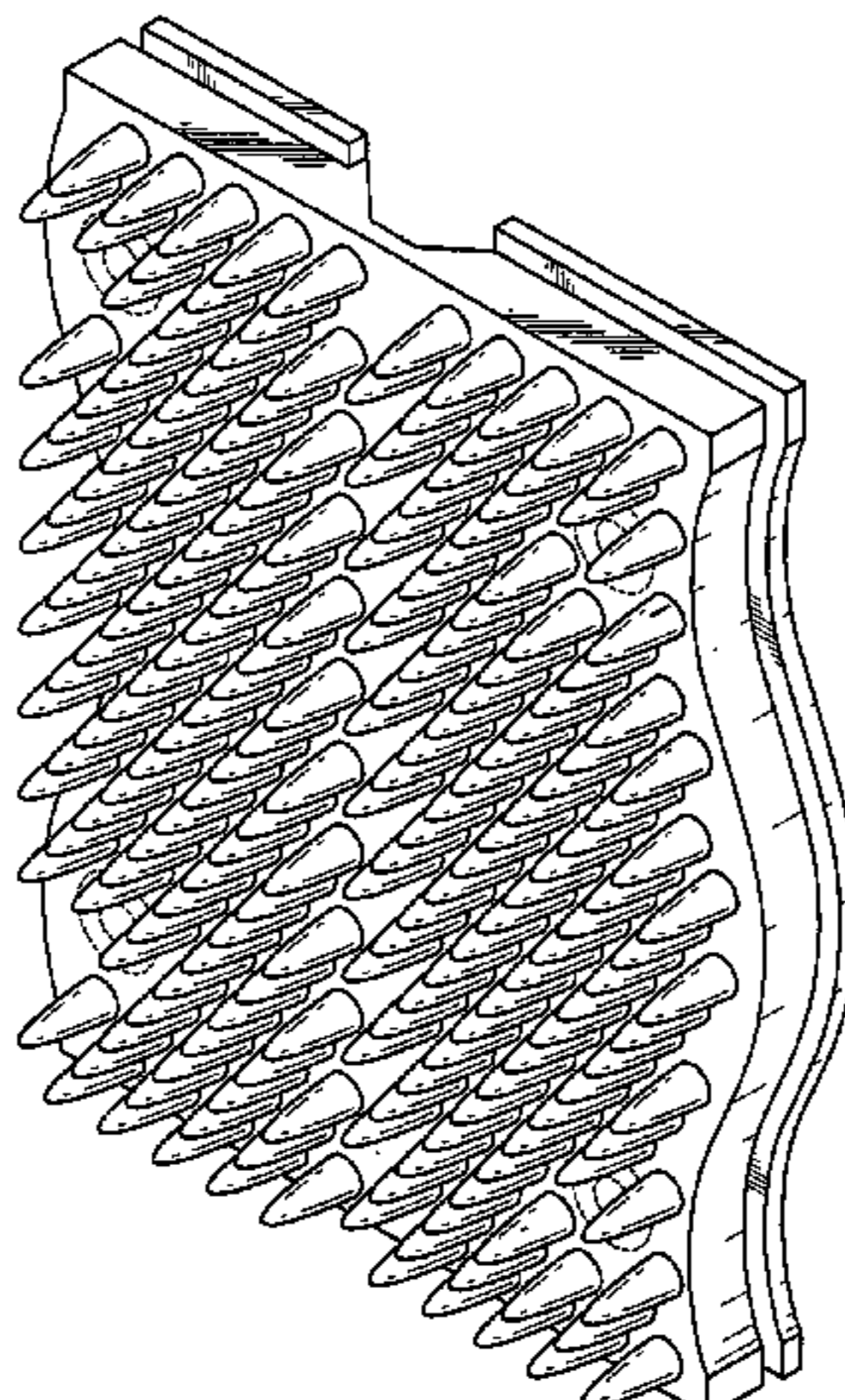
FIG. 4 is a bottom plan view thereof;

FIG. 5 is a left side elevational view thereof;

FIG. 6 is a right side elevational view thereof; and,

FIG. 7 is a rear elevational view thereof.

1 Claim, 4 Drawing Sheets



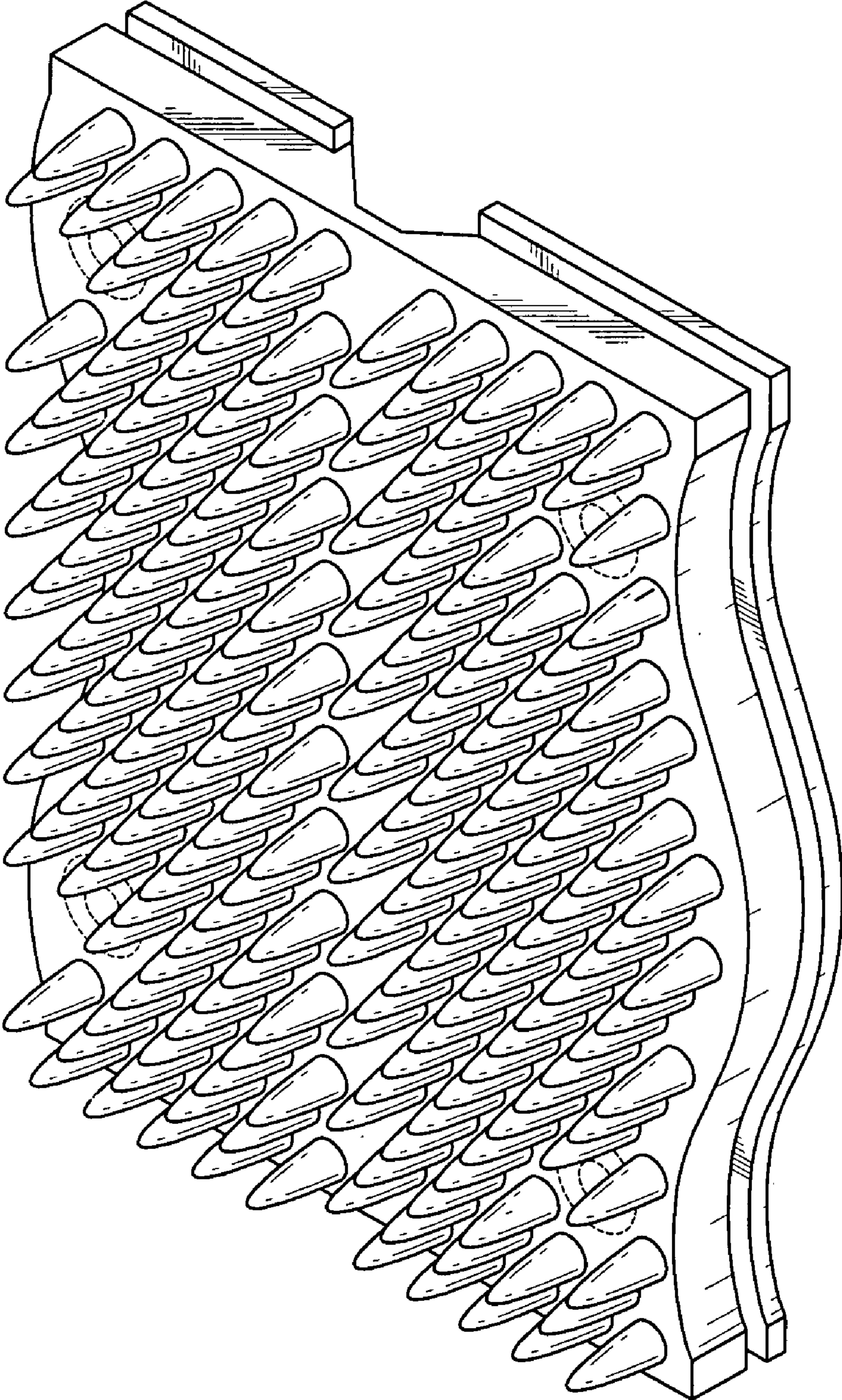


FIG. 1

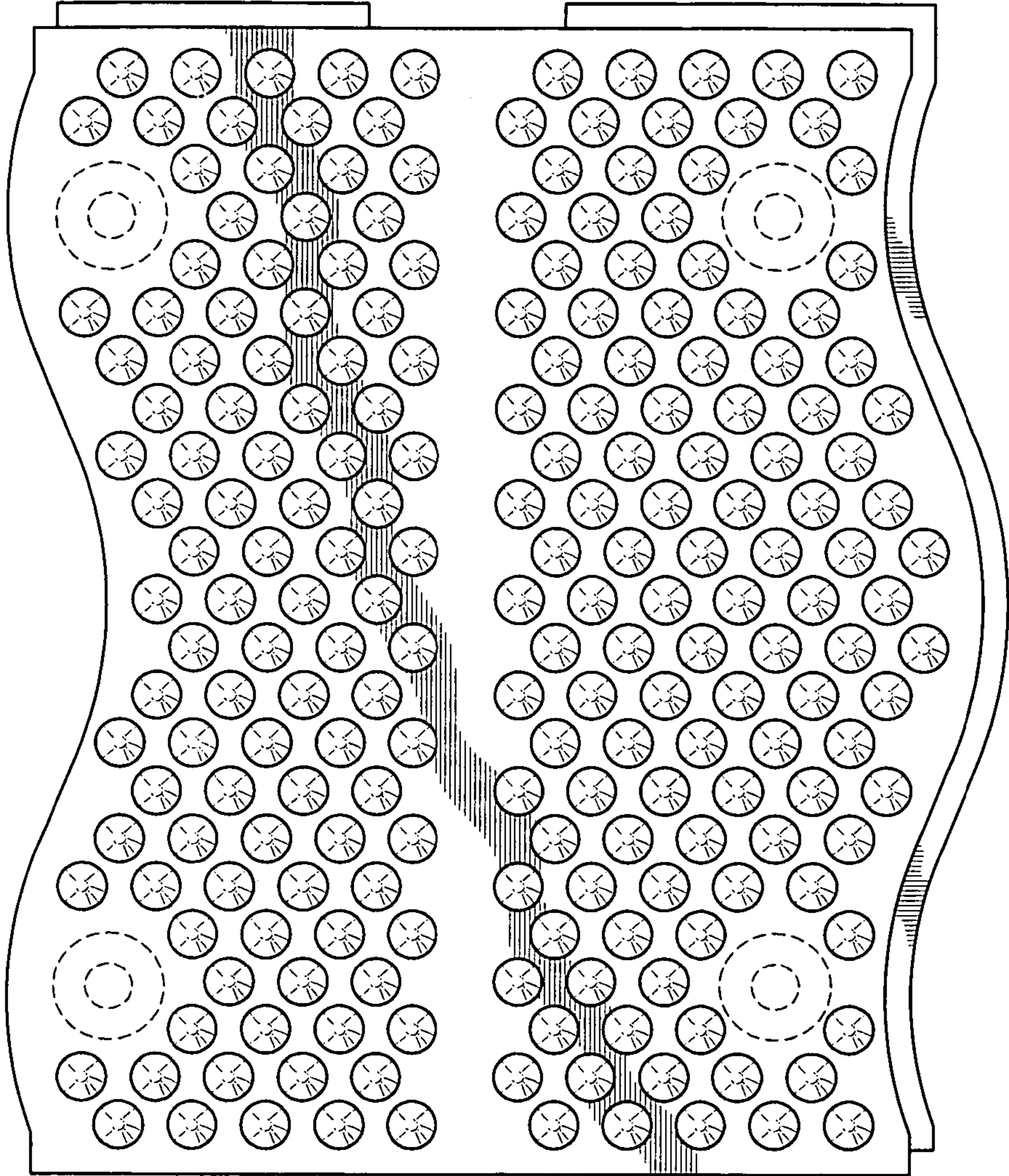


FIG. 2

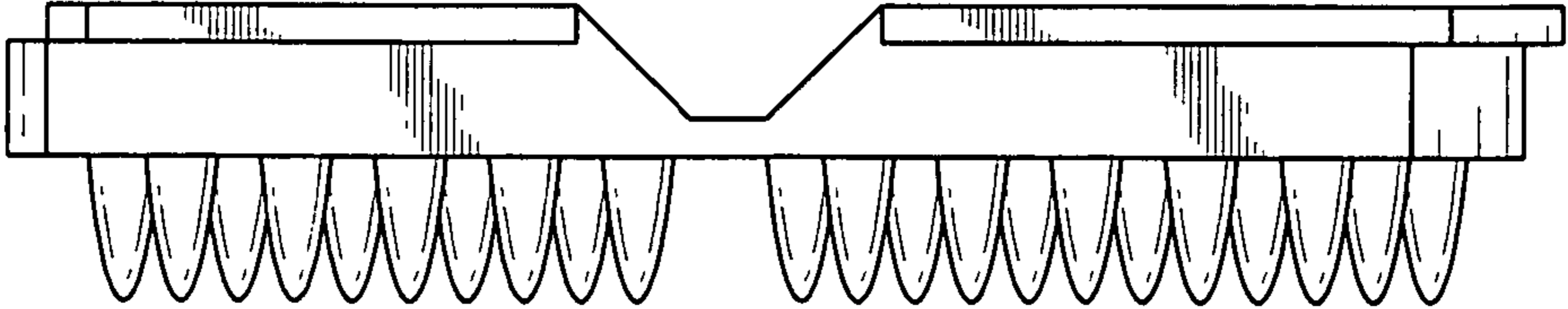


FIG. 3

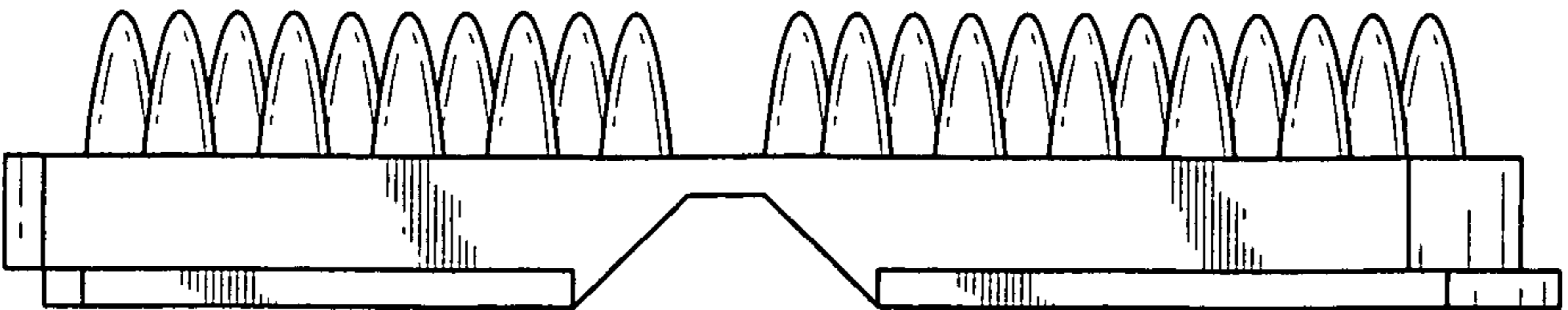


FIG. 4

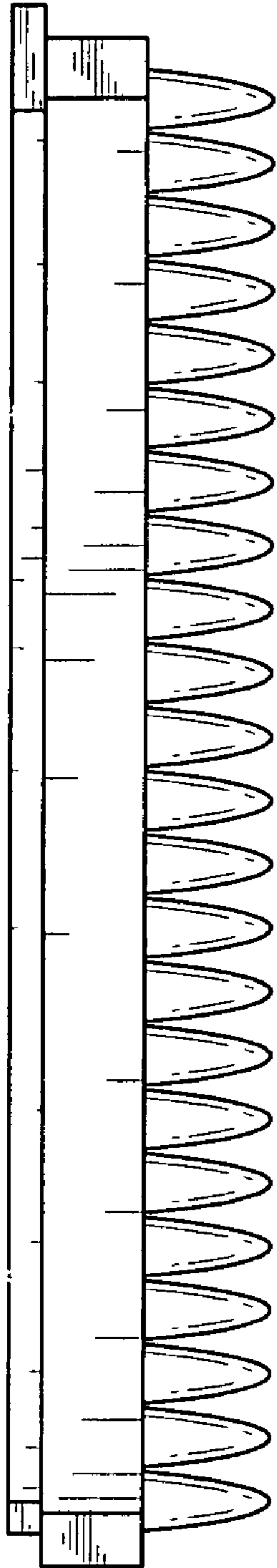


FIG. 5

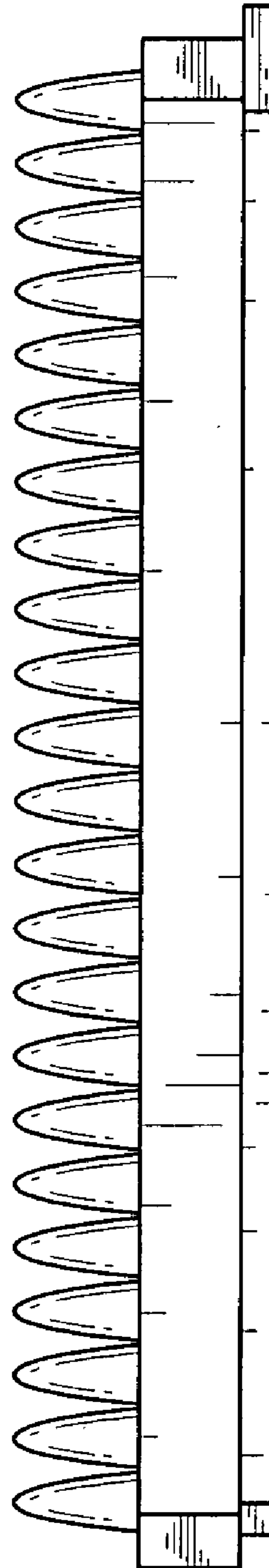


FIG. 6

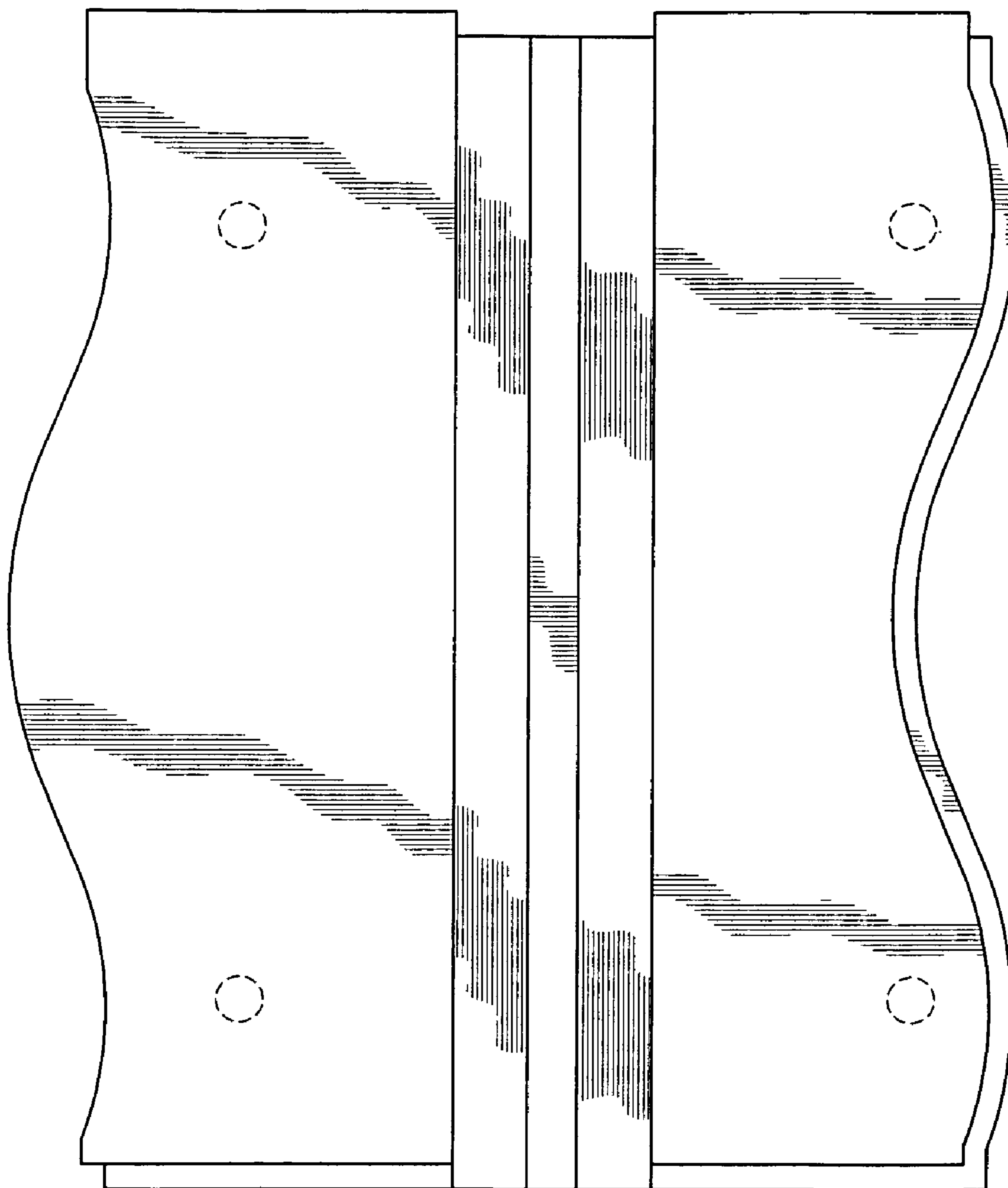


FIG. 7