



US00D584862S

(12) **United States Design Patent**  
**Kemper**

(10) **Patent No.:** **US D584,862 S**

(45) **Date of Patent:** **\*\* Jan. 13, 2009**

(54) **REFLECTIVE DOG SAFETY VEST**

(75) **Inventor:** **Oliver Kemper**, 11309 Scenic View La.,  
Orlando, FL (US) 32821

(73) **Assignee:** **Oliver Kemper**, Orlando, FL (US)

(\*\*) **Term:** **14 Years**

(21) **Appl. No.:** **29/297,156**

(22) **Filed:** **Nov. 5, 2007**

(51) **LOC (9) Cl.** ..... **30-01**

(52) **U.S. Cl.** ..... **D30/145**

(58) **Field of Classification Search** ..... D30/152,  
D30/144, 151, 153, 154, 145; 119/702, 712,  
119/792-798, 758, 760, 769, 770, 784, 815,  
119/818, 856, 863, 864, 905, 907, 802, 857,  
119/865, 725, 771; D21/805, 804; D3/217,  
D3/327, 271.2; D29/101.1, 101.5, 101.3;  
D24/190; D34/28; 54/71

See application file for complete search history.

(56) **References Cited**

**U.S. PATENT DOCUMENTS**

D228,926 S \* 10/1973 Bennett ..... D30/145  
4,114,352 A \* 9/1978 Horton et al. .... 54/79.1  
4,530,309 A \* 7/1985 Collins ..... 119/863  
4,715,618 A \* 12/1987 Harris ..... 119/771  
5,632,235 A \* 5/1997 Larsen et al. .... 119/856

D453,594 S \* 2/2002 Ishihara ..... D30/152  
D455,873 S \* 4/2002 Constans ..... D30/145  
6,443,101 B1 \* 9/2002 Fazio ..... 119/792  
2003/0177984 A1 \* 9/2003 Newman ..... 119/850  
2005/0217609 A1 \* 10/2005 Dorton et al. .... 119/792

\* cited by examiner

*Primary Examiner*—Pamela J Burgess

*Assistant Examiner*—Susan Moon Lee

(57) **CLAIM**

I claim the ornamental design for a reflective dog safety vest,  
as shown and described.

**DESCRIPTION**

FIG. 1 is a right-side view of a reflective dog safety vest  
shown in use on a dog;

FIG. 2 is another right-side view of the invention;

FIG. 3 is a left-side elevational view of the invention;

FIG. 4 is a front elevational view of the invention;


FIG. 5 is a rear elevational view of the invention;

FIG. 6 is a top plan view of the invention; and,

FIG. 7 is a bottom plan view of the invention.

The broken lines showing a dog in FIG. 1 are included for the  
purpose of illustrating the invention in use, and form no part  
of the claimed design.

**1 Claim, 2 Drawing Sheets**



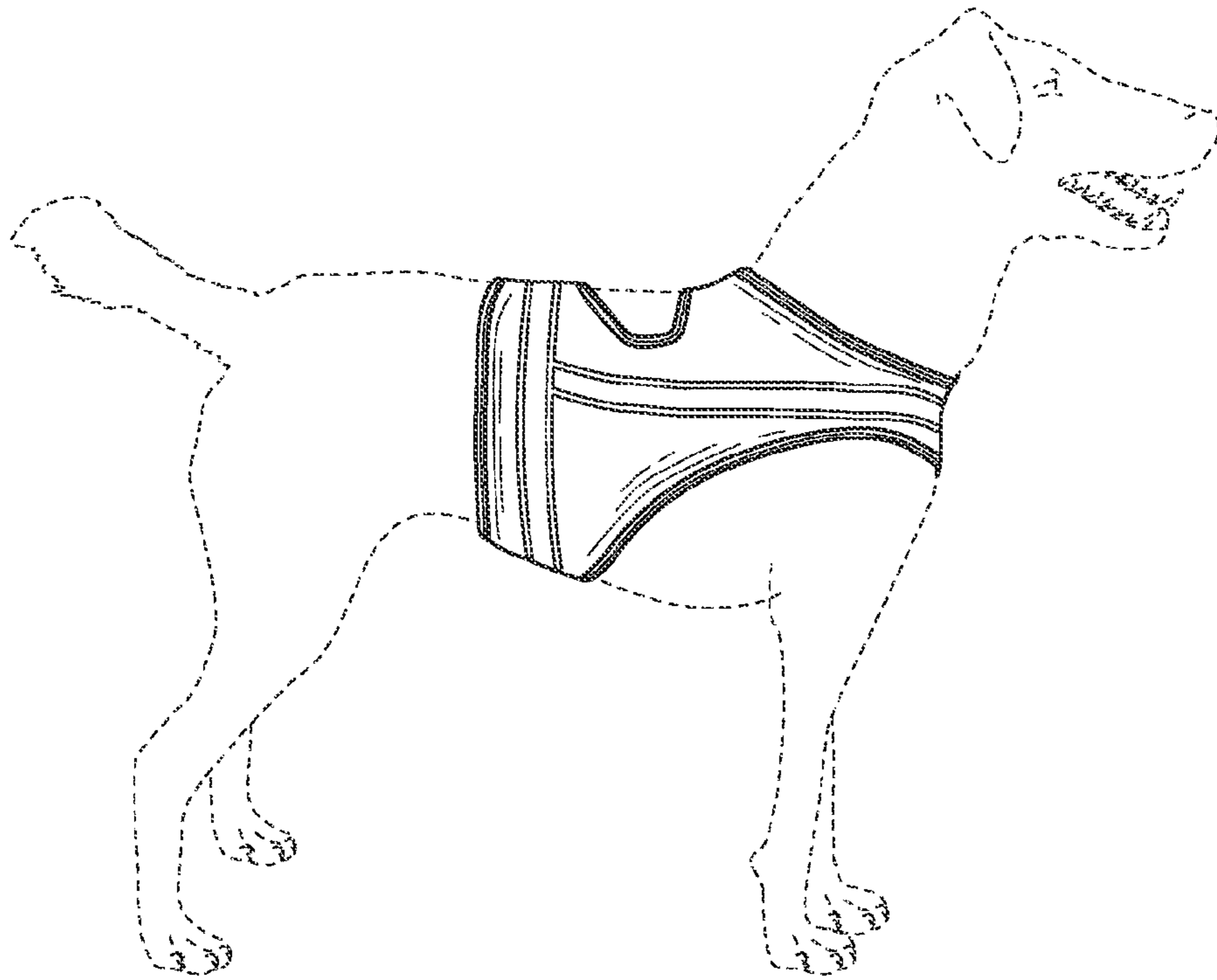


FIG. 1

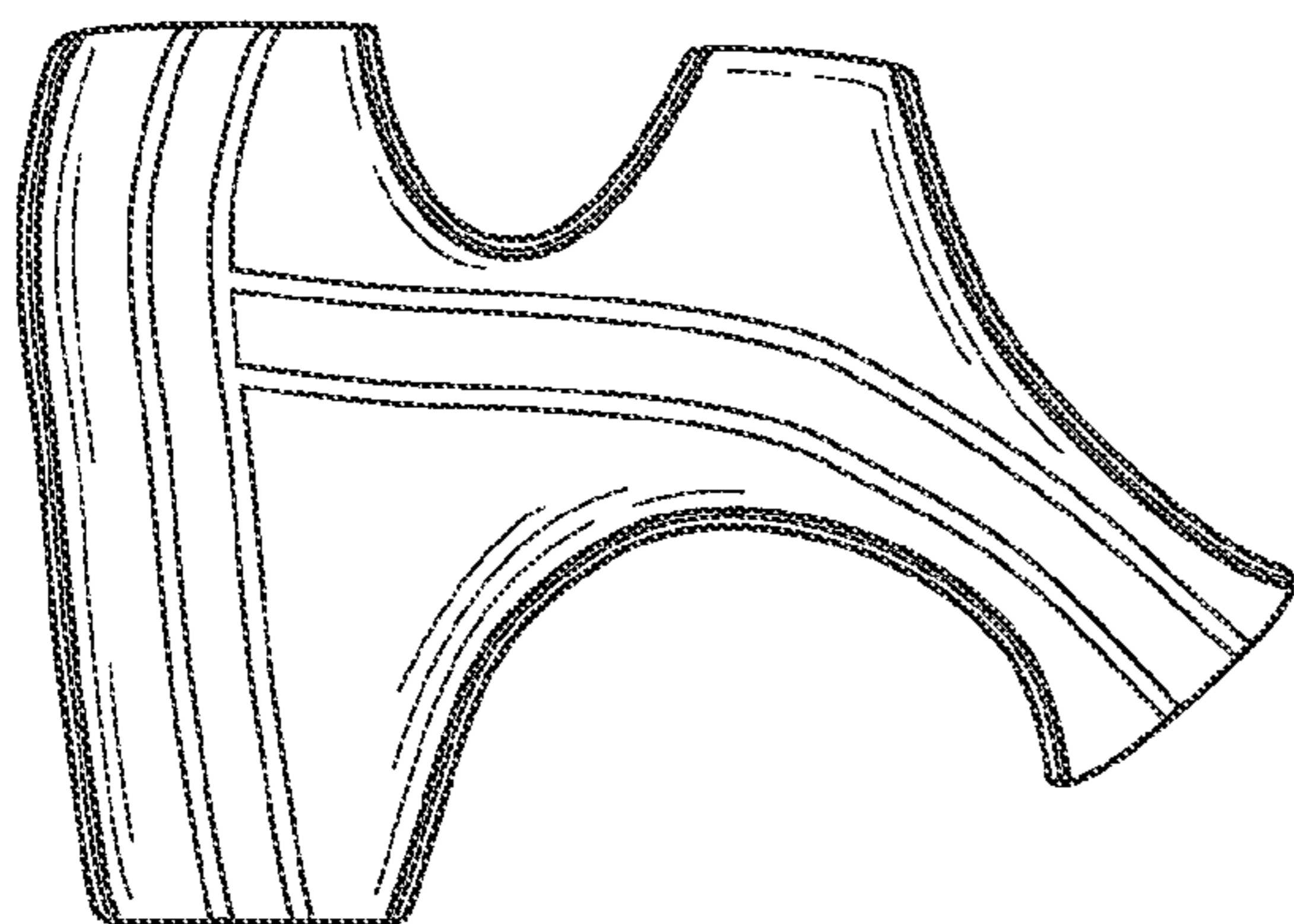


FIG. 2

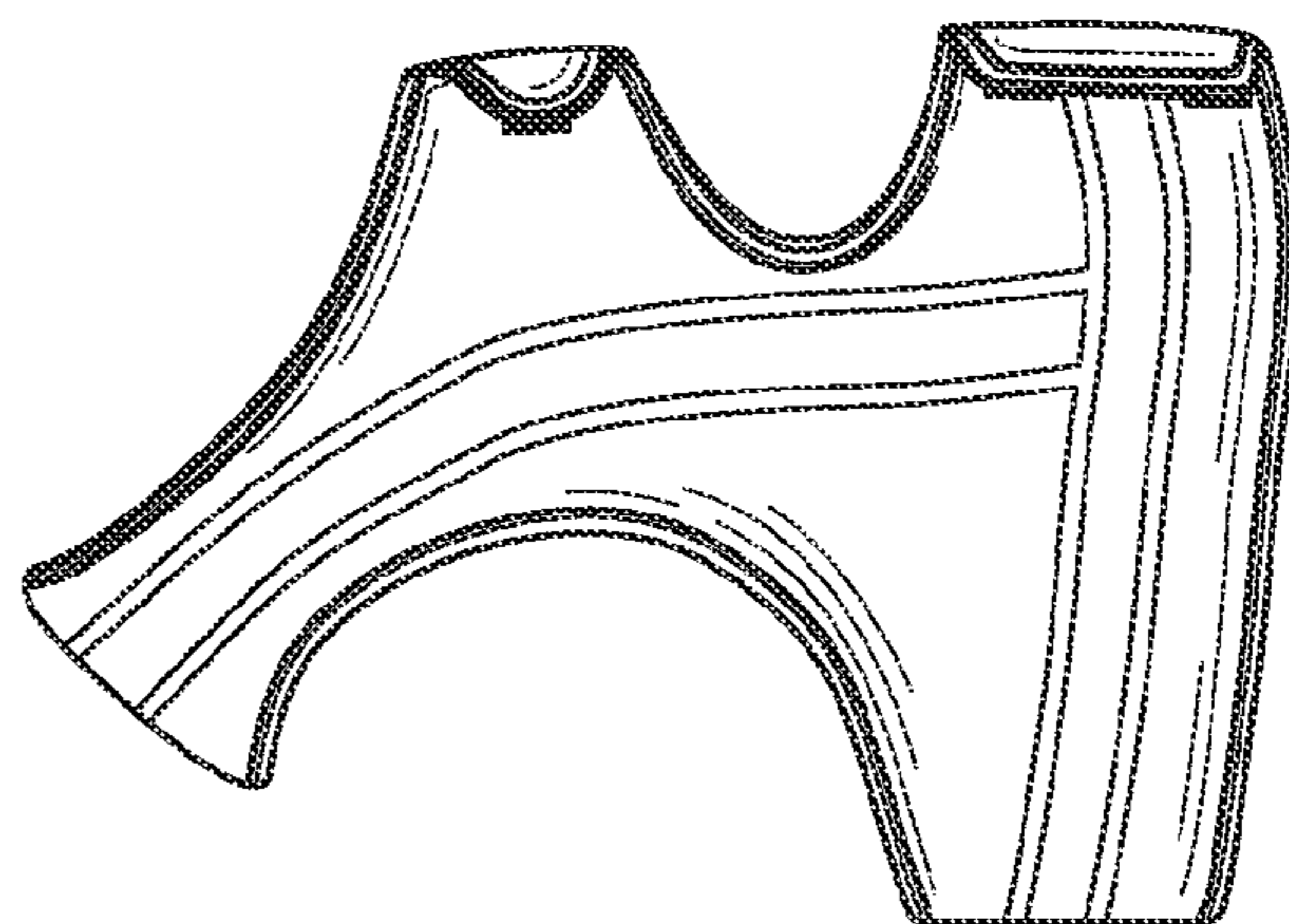


FIG. 3

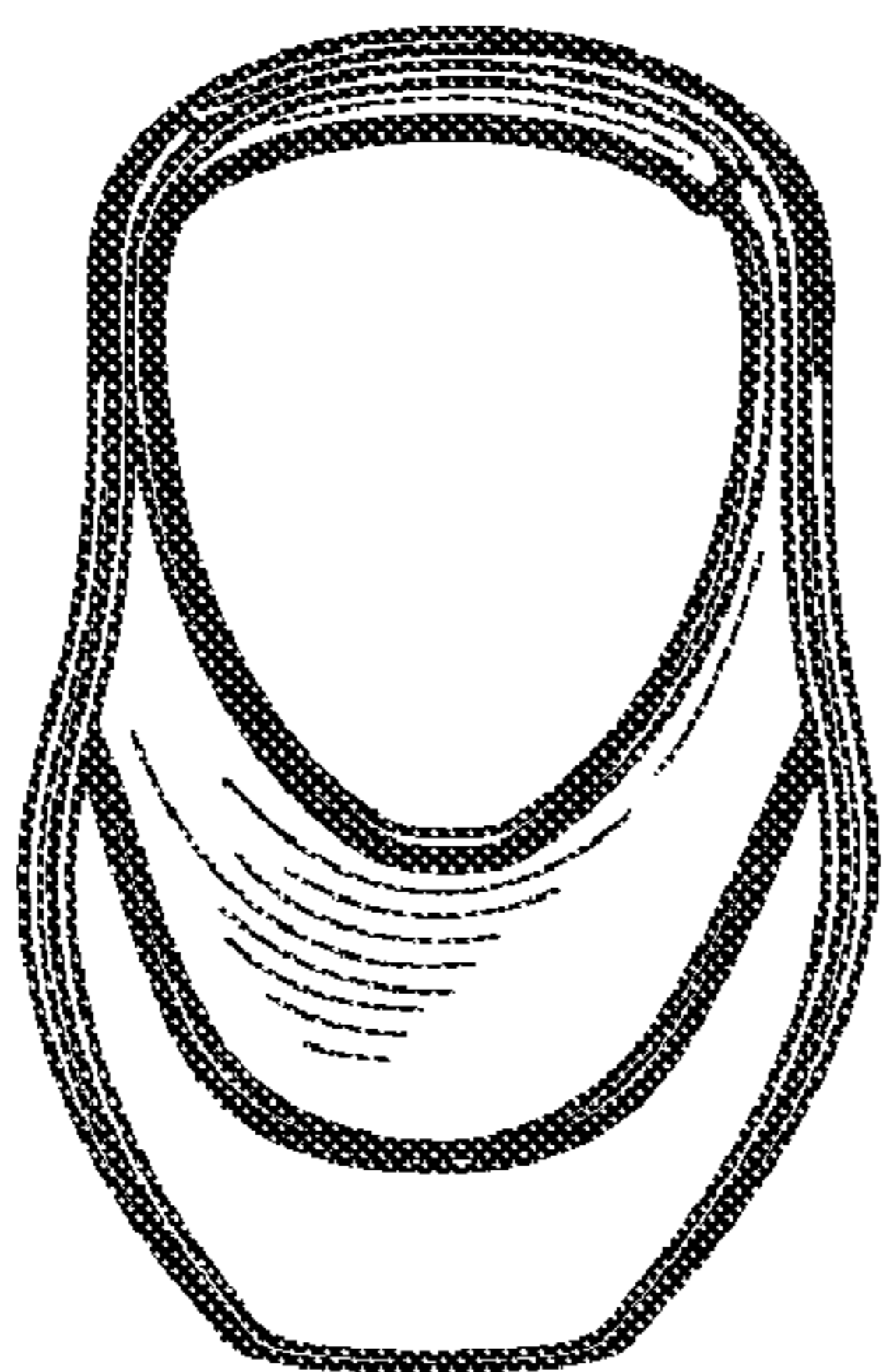


FIG. 4

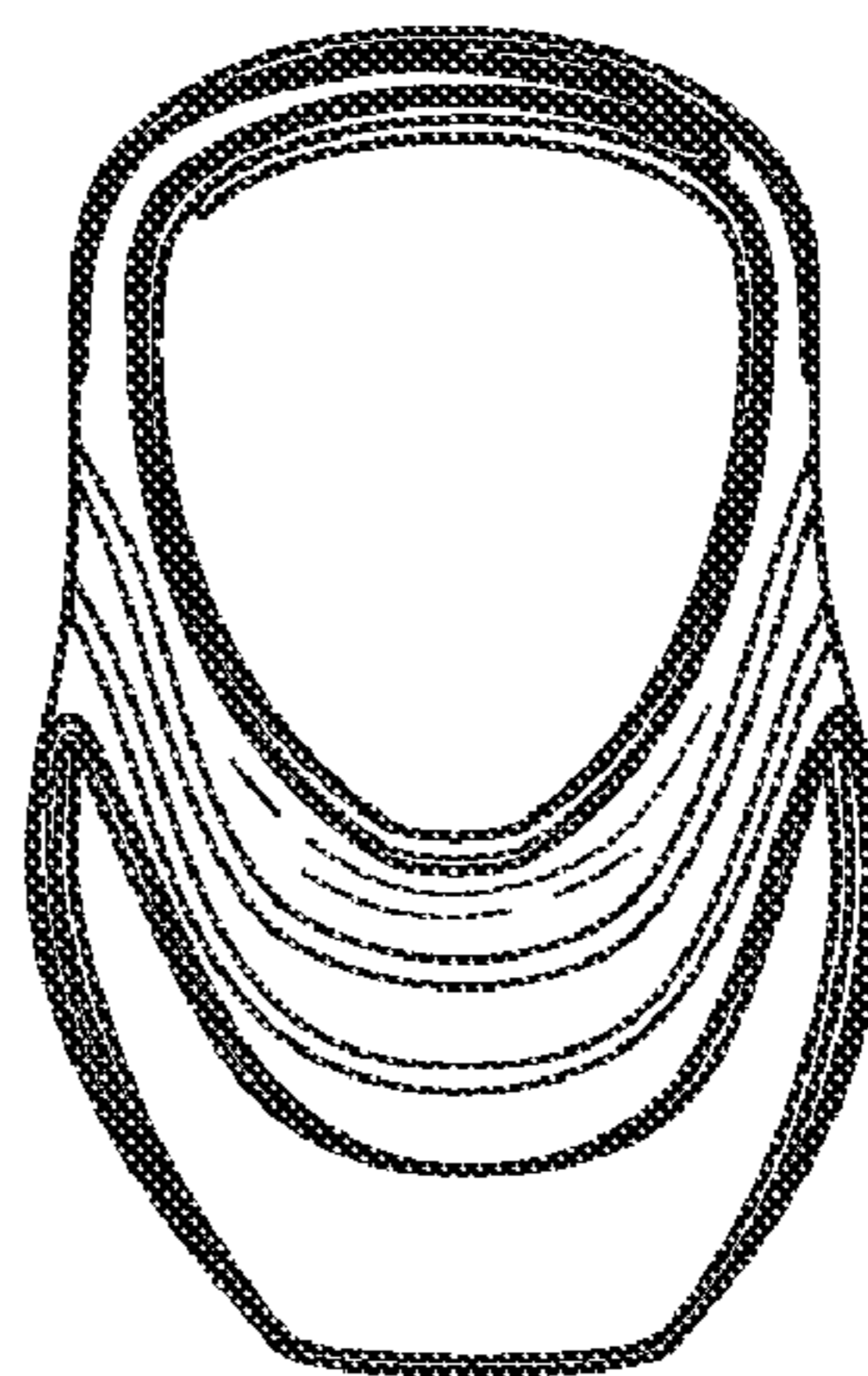


FIG. 5

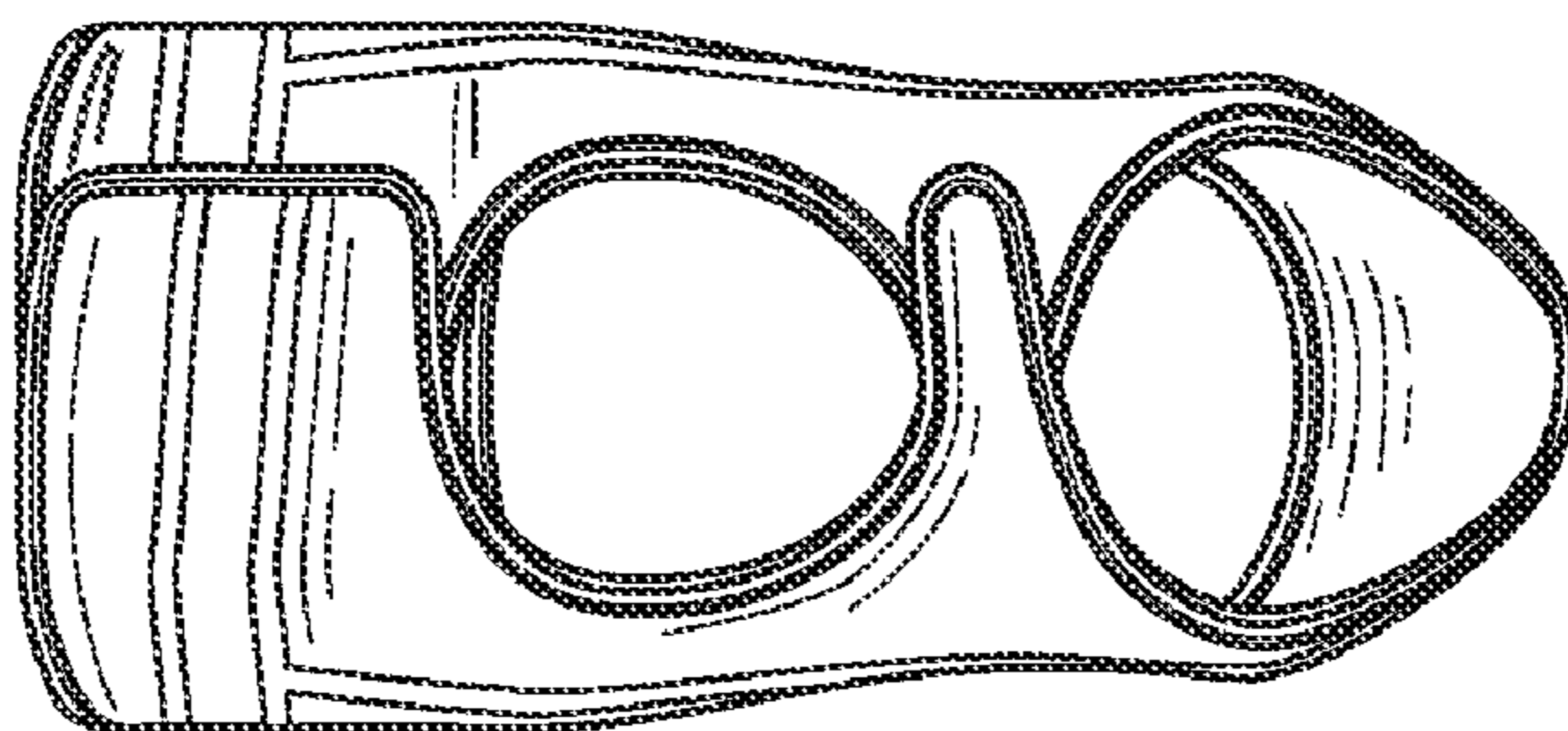


FIG. 6




FIG. 7