



US00D584846S

(12) **United States Design Patent**  
**Maxik et al.**

(10) **Patent No.:** **US D584,846 S**

(45) **Date of Patent:** **\*\* Jan. 13, 2009**

(54) **LIGHT**

(75) Inventors: **Fredric S. Maxik**, Indialantic, FL (US);  
**Addy S. Widjaja**, Palm Bay, FL (US)

(73) Assignee: **Lighting Science Group Corporation**,  
Satellite Beach, FL (US)

(\*\*) Term: **14 Years**

(21) Appl. No.: **29/307,120**

(22) Filed: **Mar. 31, 2008**

(51) **LOC (9) Cl.** ..... **26-03**

(52) **U.S. Cl.** ..... **D26/85**

(58) **Field of Classification Search** ..... D26/72,  
D26/85-92, 24; D10/114; 362/147, 431,  
362/432, 362, 155-157

See application file for complete search history.

(56) **References Cited**

**U.S. PATENT DOCUMENTS**

D87,355 S \* 7/1932 Pospisil ..... D26/72  
2,509,707 A \* 5/1950 Taylor ..... D26/85  
D186,718 S \* 11/1959 Summers ..... D26/85

D189,857 S \* 3/1961 Lasker ..... D26/85  
D190,922 S \* 7/1961 Anthony ..... D26/24  
D363,250 S \* 10/1995 Miyatake ..... D10/114  
D403,458 S \* 12/1998 Walz ..... D26/85  
D475,154 S \* 5/2003 Binsukor ..... D26/72  
D559,424 S \* 1/2008 Martineau et al. .... D26/85

\* cited by examiner

*Primary Examiner*—Clare E Heflin

(74) *Attorney, Agent, or Firm*—Kenyon & Kenyon LLP

(57) **CLAIM**

The ornamental design for a light, as shown and described.

**DESCRIPTION**

FIG. 1 is a perspective view of a light showing my new design;

FIG. 2 is a front view thereof;

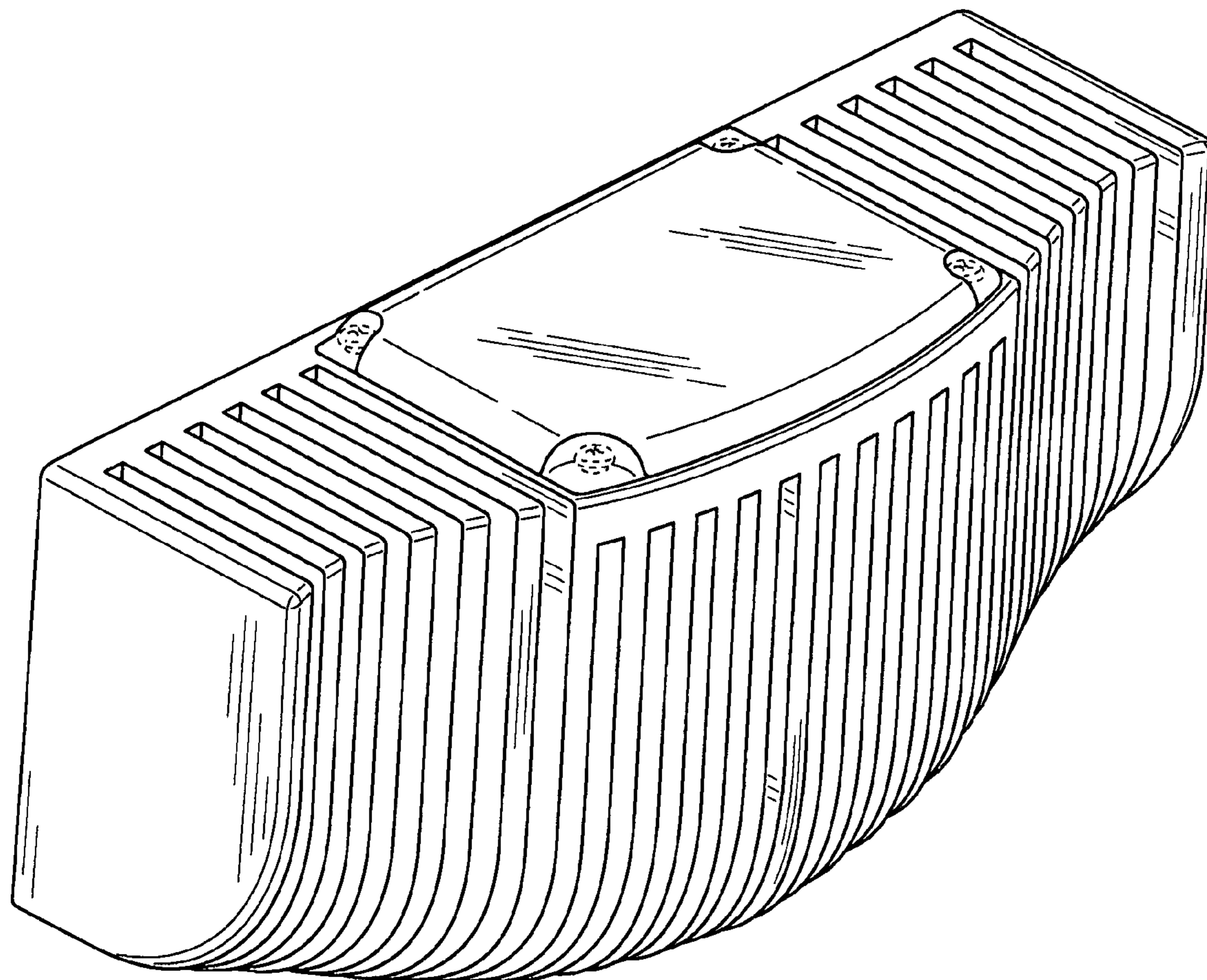
FIG. 3 is a bottom view thereof;

FIG. 4 is a left side view thereof; and,

FIG. 5 is a right side view thereof.

The broken line portions are shown for illustrative purposes only and form no part of the claimed design.

**1 Claim, 3 Drawing Sheets**



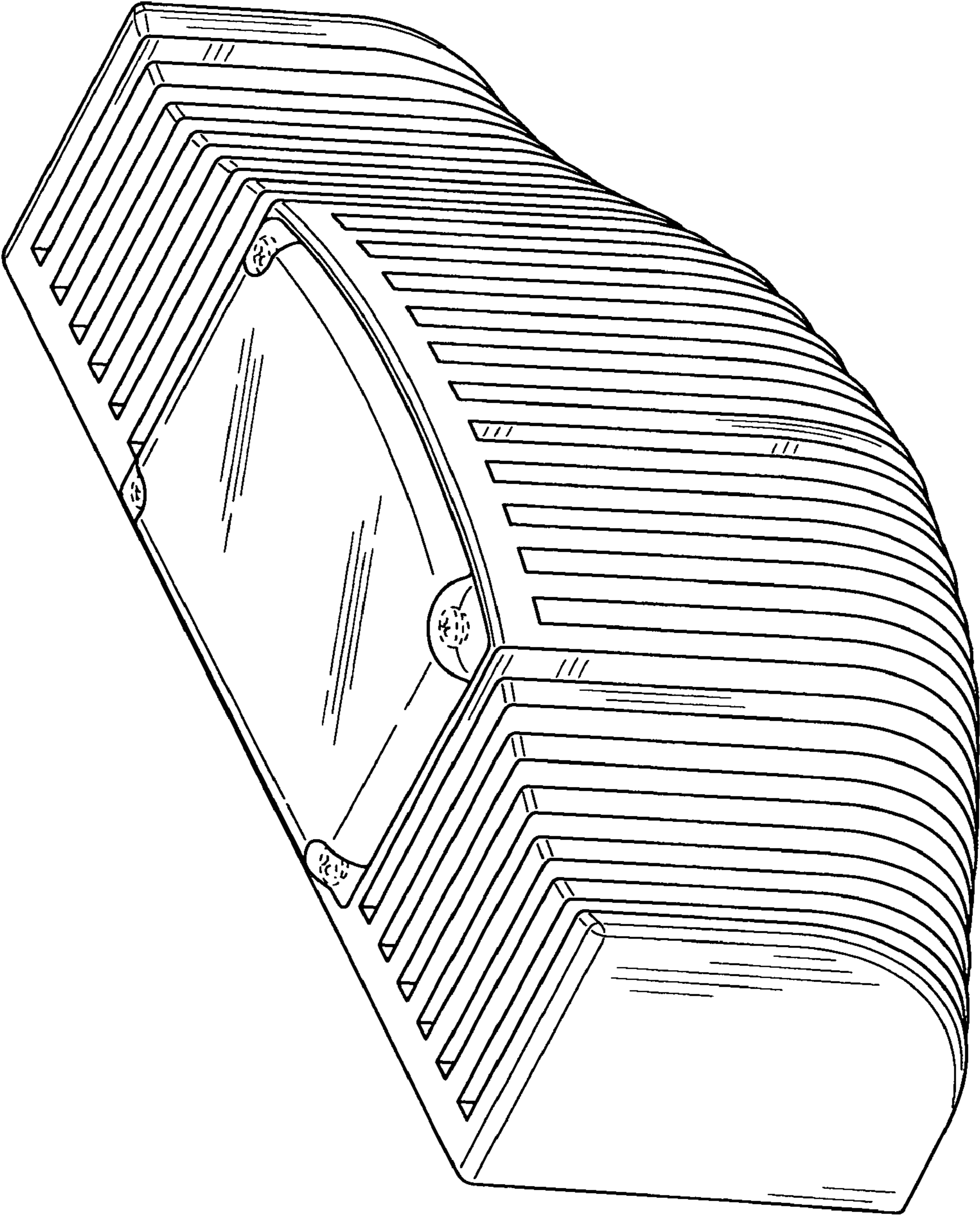


FIG. 1

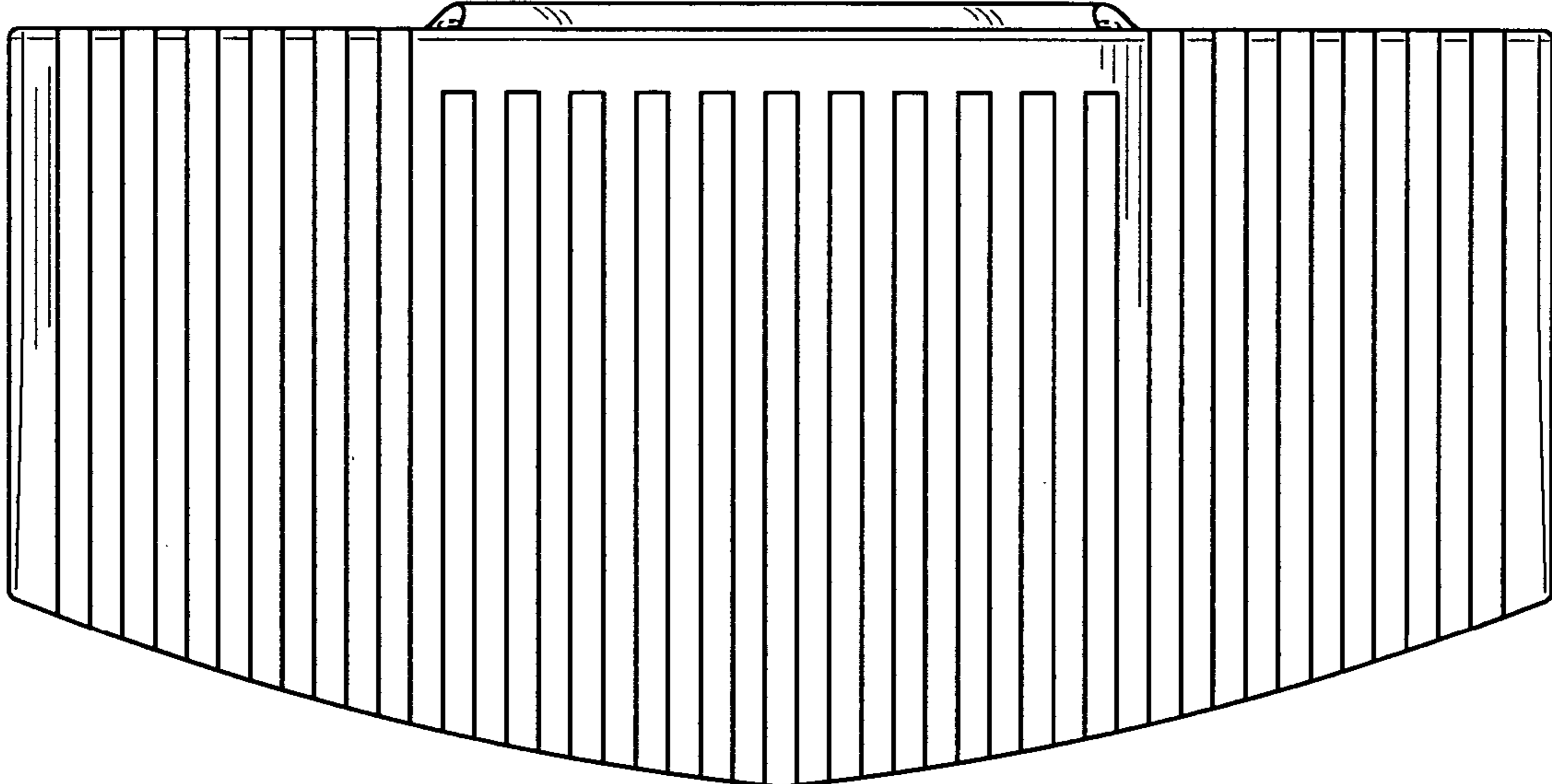


FIG. 2

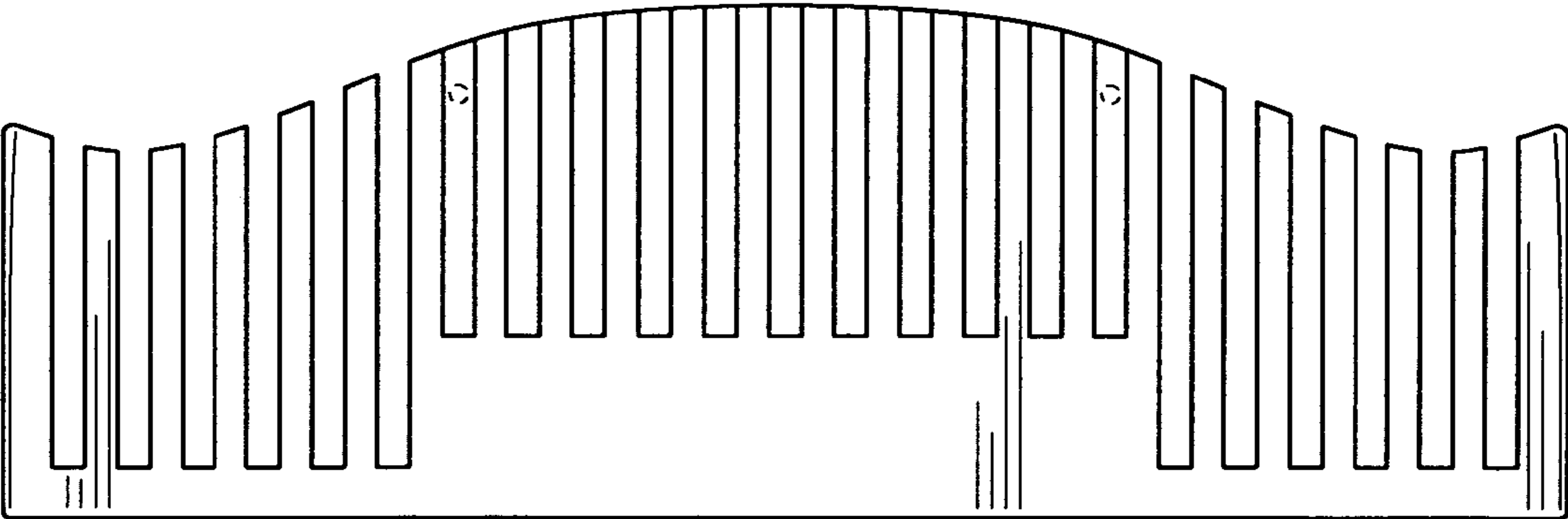


FIG. 3




FIG. 4

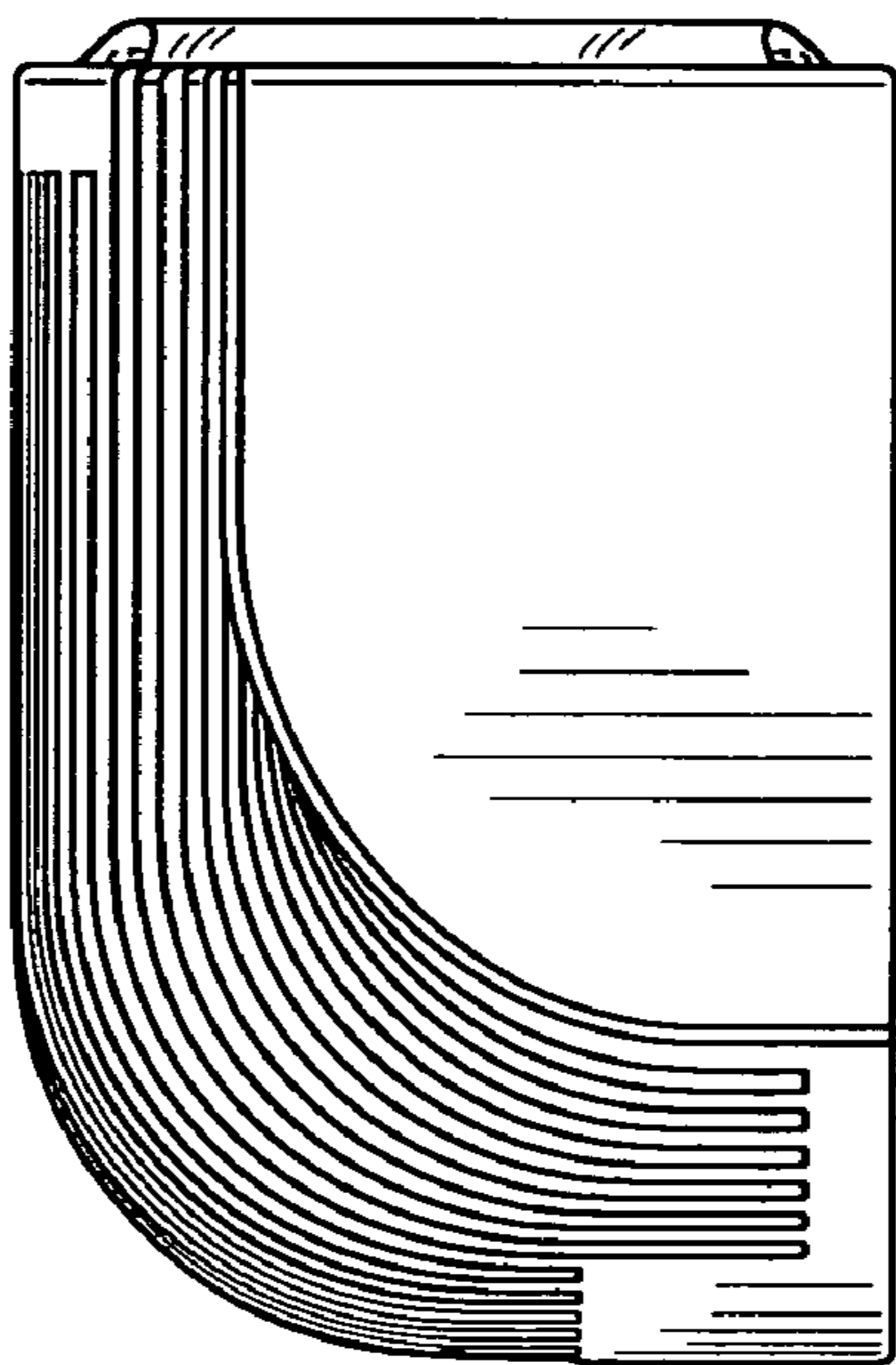


FIG. 5