



US00D584845S

(12) **United States Design Patent**
Chen

(10) **Patent No.:** **US D584,845 S**
(45) **Date of Patent:** **** Jan. 13, 2009**

(54) **PENDENT LIGHT**

(76) Inventor: **Chia-Teh Chen**, 5F., No. 30, Yisian Rd.,
Taipei (TW) 110

(**) Term: **14 Years**

(21) Appl. No.: **29/319,922**

(22) Filed: **Jun. 17, 2008**

(51) **LOC (9) Cl.** **26-03**

(52) **U.S. Cl.** **D26/81**

(58) **Field of Classification Search** D26/72,
D26/80-92, 143, 144; 362/147, 404, 432
See application file for complete search history.

(56) **References Cited**

U.S. PATENT DOCUMENTS

D62,585 S *	6/1923	Pfleager	D26/81
D63,535 S *	12/1923	Warman	D26/81
D70,088 S *	5/1926	Uttendorfer et al.	D26/144
D72,130 S *	3/1927	Aspinwall	D26/81
D79,510 S *	10/1929	Di Gaudio	D26/144
D389,264 S *	1/1998	Bayer et al.	D26/81
D409,787 S *	5/1999	Palacios	D26/81
D565,776 S *	4/2008	Hsu	D26/81

* cited by examiner

Primary Examiner—Clare E Heflin

(74) *Attorney, Agent, or Firm*—Apex Juris, pllc; Tracy M Heims

(57) **CLAIM**

The ornamental design for a pendent light, as shown and described.

DESCRIPTION

FIG. 1 is a perspective view of a pendent light of my new design;

FIG. 2 is a front elevational view thereof;

FIG. 3 is a rear elevational view thereof;

FIG. 4 is a left side elevational view thereof;



FIG. 5 is a right side elevational view thereof;

FIG. 6 is a top plan view thereof;

FIG. 7 is a bottom plan view thereof; and,

FIG. 8 is a perspective view of pendent light, the broken lines shown are for illustrative purposes only and form no part of the claimed design.

1 Claim, 8 Drawing Sheets






FIG. 1




FIG. 2




FIG. 3




FIG. 4




FIG. 5

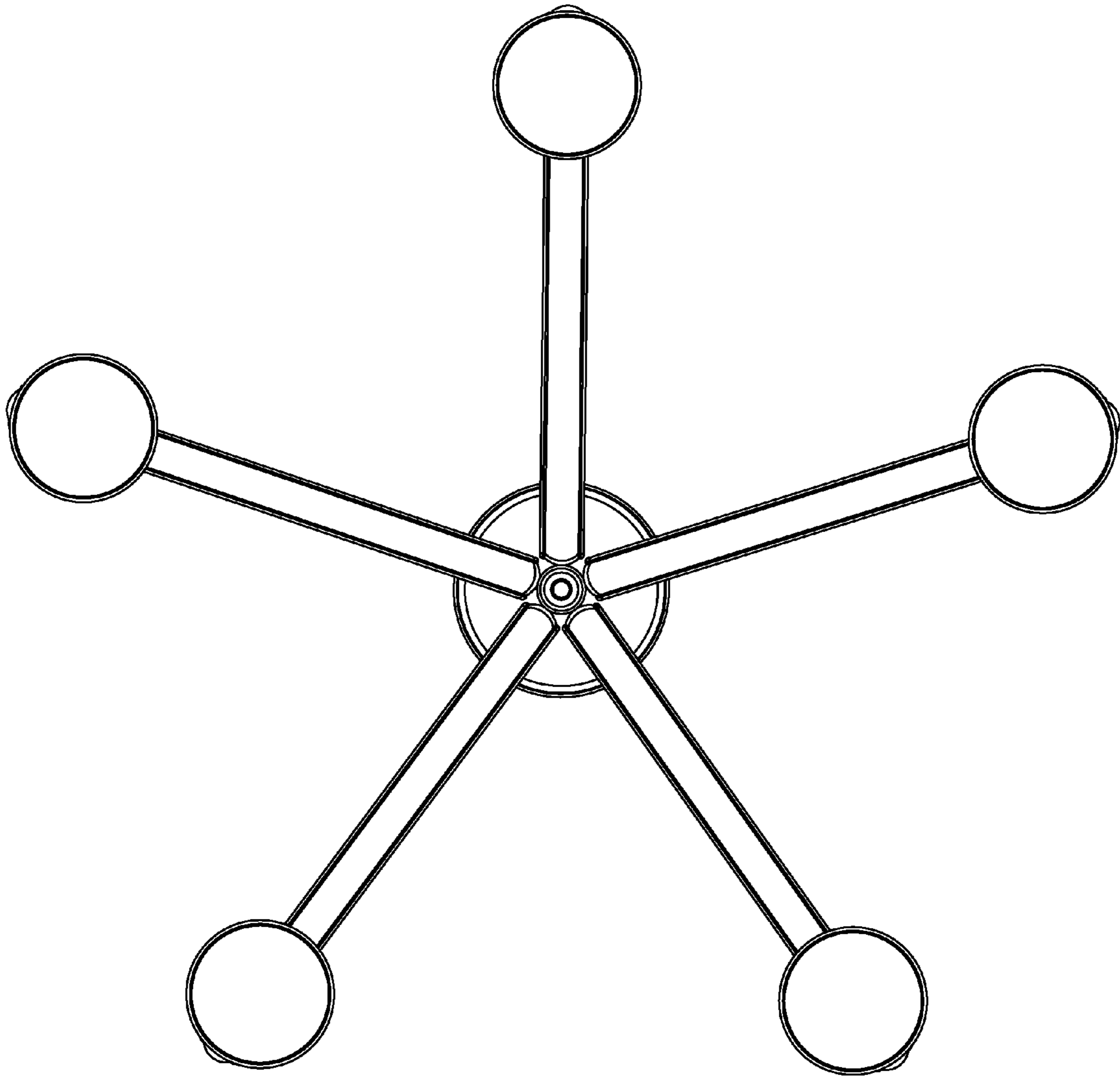


FIG. 6

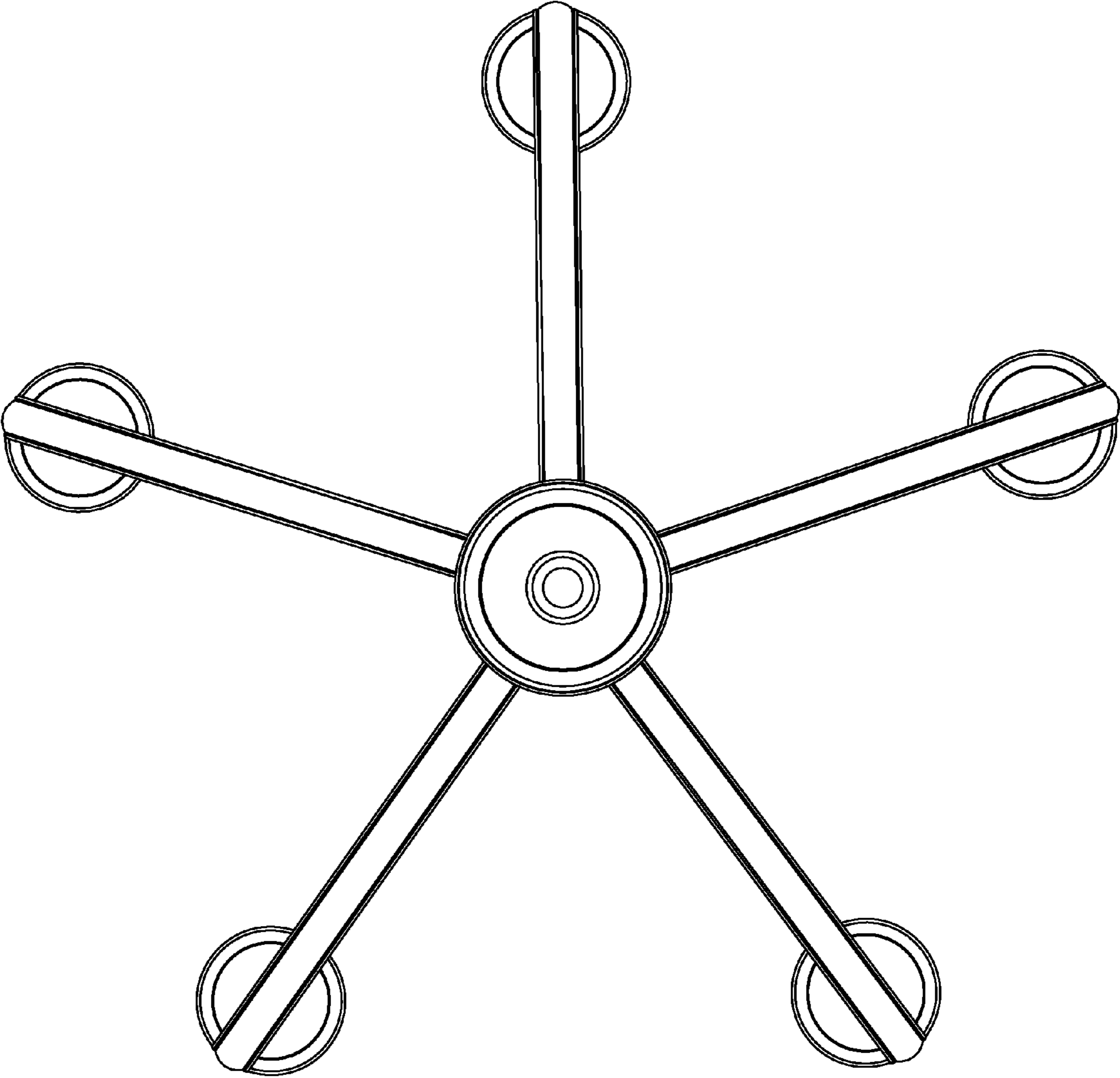


FIG. 7




FIG. 8