



US00D584834S

(12) **United States Design Patent**  
**Lacas**

(10) **Patent No.:** **US D584,834 S**  
(45) **Date of Patent:** **\*\* Jan. 13, 2009**

- (54) **ARTIFICIAL STONE WALL**
  - (75) Inventor: **Marc-André Lacas**, Laval (CA)
  - (73) Assignee: **Oldcastle Building Products Canada, Inc.**, Saint-John (CA)
  - (\*\*) Term: **14 Years**
  - (21) Appl. No.: **29/281,187**
  - (22) Filed: **Jun. 18, 2007**
  - (51) **LOC (9) Cl.** ..... **25-01**
  - (52) **U.S. Cl.** ..... **D25/113**
  - (58) **Field of Classification Search** ..... D25/102–118,  
D25/164; D21/484, 500, 501; 405/16, 284,  
405/286; 404/27–30, 34, 37–42; 52/102,  
52/574–576, 596–599, 600–602, 603–605,  
52/606–609
- See application file for complete search history.

- 6,431,798 B1 \* 8/2002 Magliocco ..... 405/286
- D477,091 S \* 7/2003 Manthei ..... D25/113
- D505,733 S \* 5/2005 Castonguay et al. .... D25/113
- D540,954 S \* 4/2007 Bouchard ..... D25/113
- D552,258 S \* 10/2007 Strand et al. .... D25/113
- D555,810 S \* 11/2007 Strand ..... D25/118
- D557,428 S \* 12/2007 Doman ..... D25/113

\* cited by examiner

*Primary Examiner*—Louis S Zarfaz  
*Assistant Examiner*—Anhdao Doan

(74) *Attorney, Agent, or Firm*—Kilpatrick Stockton LLP;  
Camilla C. Williams

(56) **References Cited**

**U.S. PATENT DOCUMENTS**

- D278,935 S \* 5/1985 Scheiwiller ..... D25/118
- D378,702 S \* 4/1997 Blomquist et al. .... D25/113
- D393,727 S \* 4/1998 Wiegand, Jr. .... D25/113
- D431,870 S \* 10/2000 Ziegler, Jr. .... D25/113
- D431,871 S \* 10/2000 Abbrancati ..... D25/113
- D439,677 S \* 3/2001 Mattox ..... D25/113

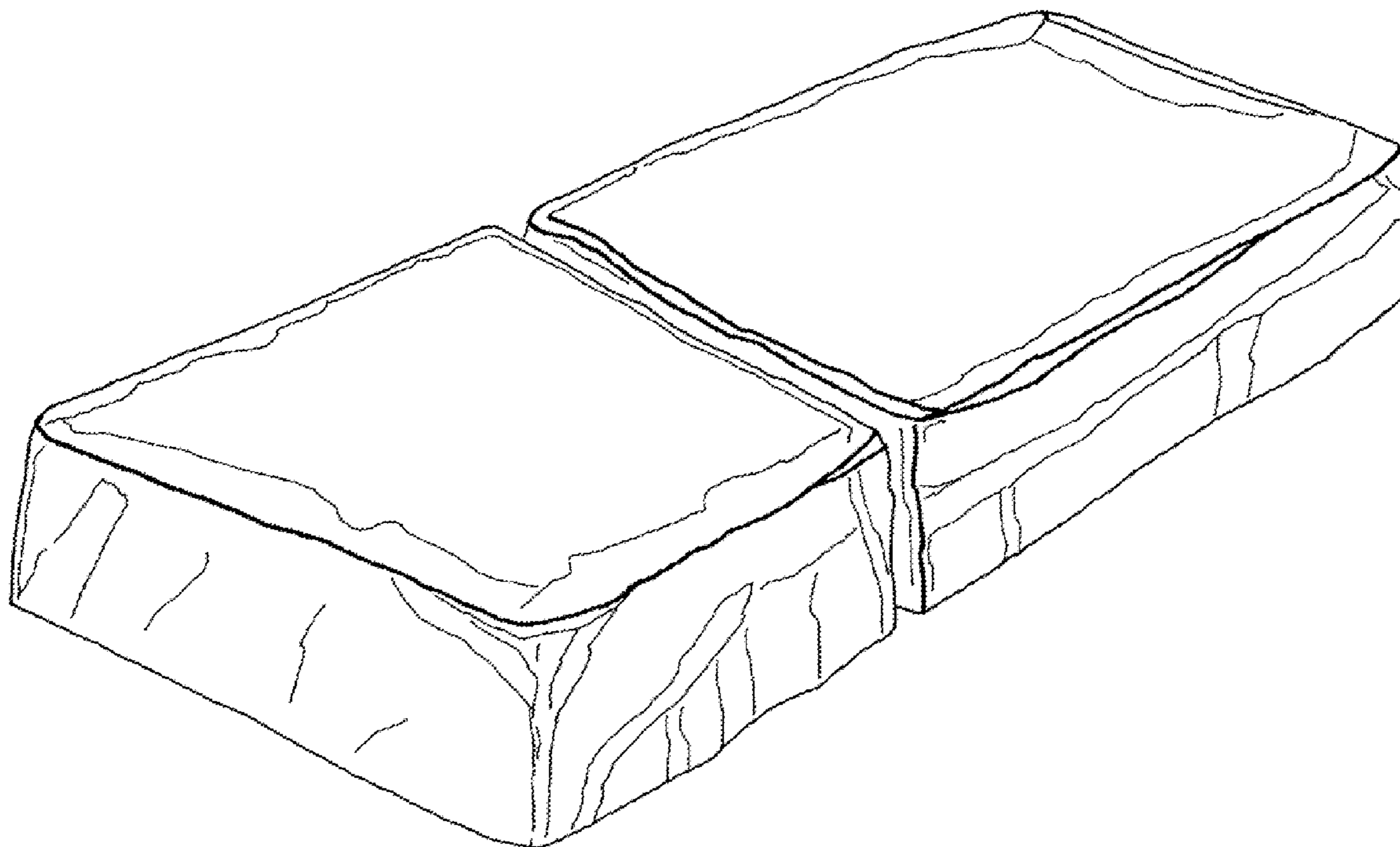
(57) **CLAIM**

The ornamental design for an artificial stone wall, as shown and described.

**DESCRIPTION**

- FIG. 1 is a perspective view of the stone wall;
- FIG. 2 is a top view thereof;
- FIG. 3 is a front view thereof;
- FIG. 4 is a bottom view thereof;
- FIG. 5 is a rear view thereof;
- FIG. 6 is a right-hand side view thereof; and,
- FIG. 7 is a left-hand side view thereof.

**1 Claim, 4 Drawing Sheets**



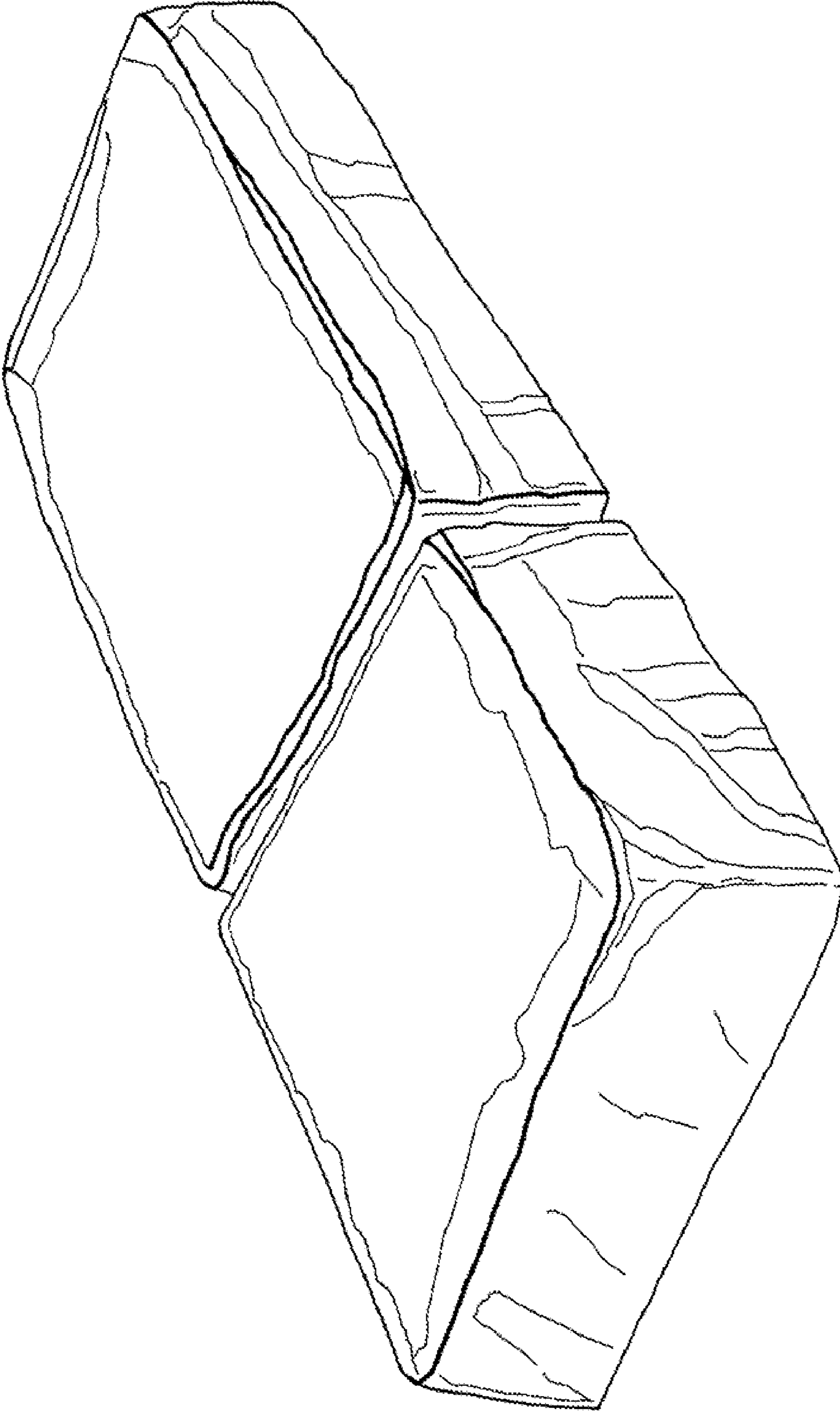


FIG. 1




FIG. 2



FIG. 3




FIG. 4

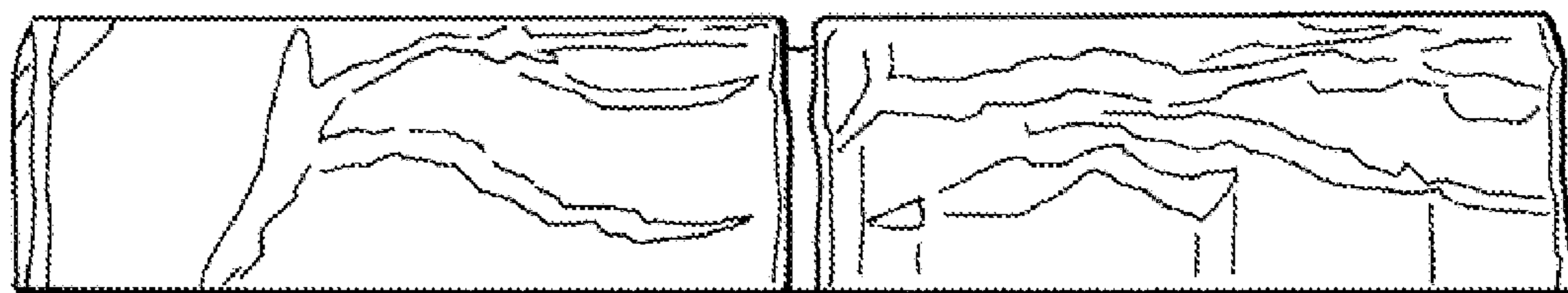


FIG. 5

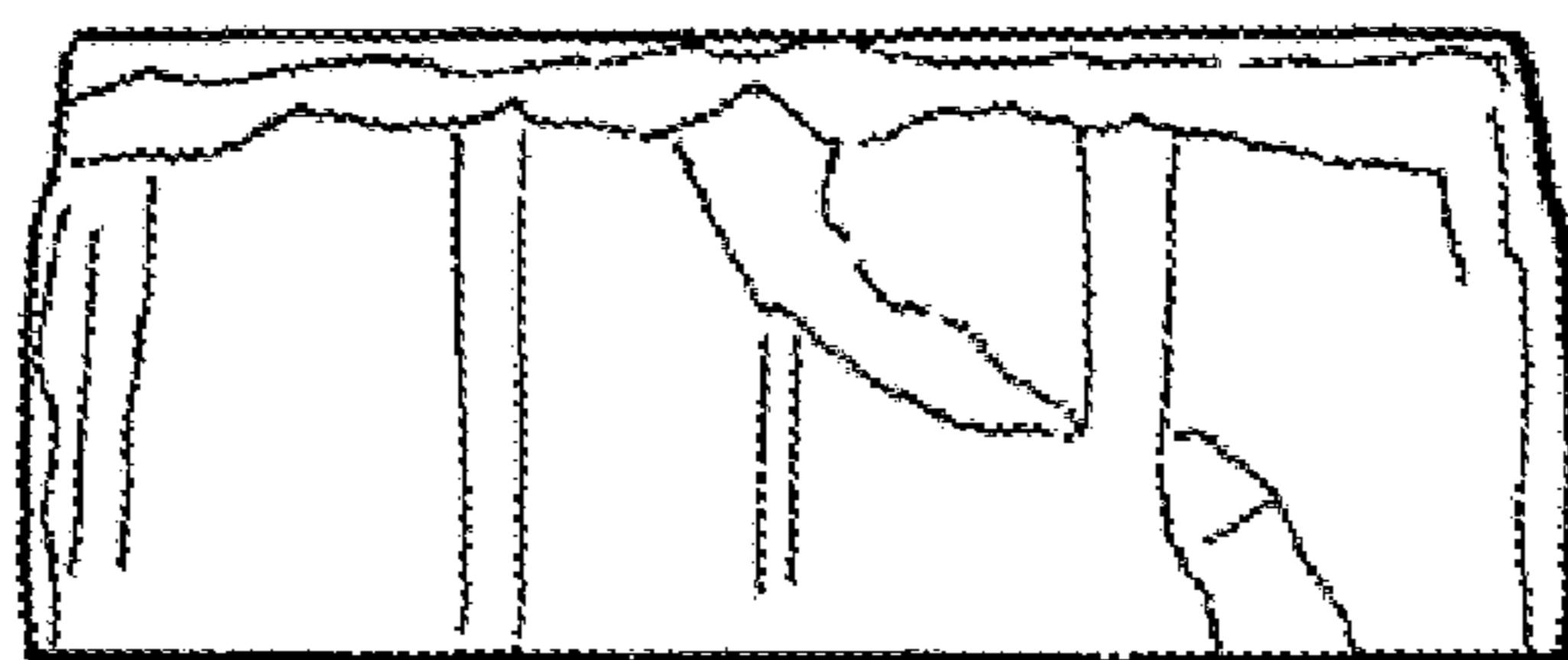


FIG. 6

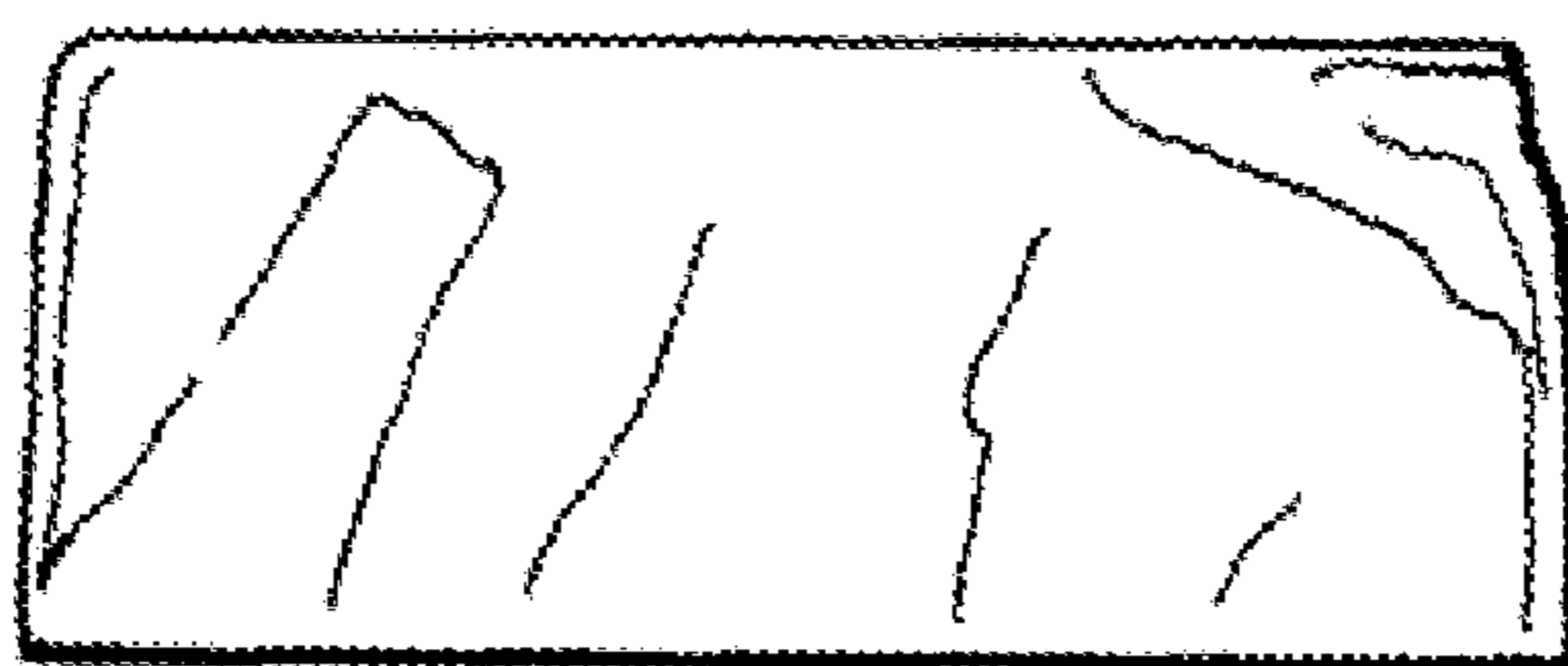


FIG. 7