



US00D584833S

(12) **United States Design Patent**
Smith

(10) **Patent No.:** **US D584,833 S**

(45) **Date of Patent:** **** Jan. 13, 2009**

(54) **SCAFFOLDING POLE**

(75) Inventor: **Gordon Smith**, Irvine (GB)

(73) Assignee: **Roof Profiles Limited**, Irvine, Ayrshire (GB)

(**) Term: **14 Years**

(21) Appl. No.: **29/292,940**

(22) Filed: **Nov. 1, 2007**

(30) **Foreign Application Priority Data**

May 1, 2007 (EM) 000715883-0005

(51) **LOC (9) Cl.** **25-04**

(52) **U.S. Cl.** **D25/68**

(58) **Field of Classification Search** D25/126,
D25/68; 182/45, 189; 52/749.12
See application file for complete search history.

(56) **References Cited**

U.S. PATENT DOCUMENTS

4,078,633 A * 3/1978 Fahy 182/82

4,558,764 A * 12/1985 Lorenz 182/45

4,957,185 A * 9/1990 Courchesne et al. 182/150

5,718,305 A * 2/1998 Palmer 182/45

D413,681 S * 9/1999 Zumwalt D25/68

6,470,646 B1 * 10/2002 Bryant 52/749.12

* cited by examiner

Primary Examiner—Doris Clark

(74) *Attorney, Agent, or Firm*—Workman Nydegger

(57) **CLAIM**

The ornamental design for a scaffolding pole, as shown and described.

DESCRIPTION

FIG. 1 is a perspective view of a scaffolding pole;

FIG. 2 is a side elevation view thereof;

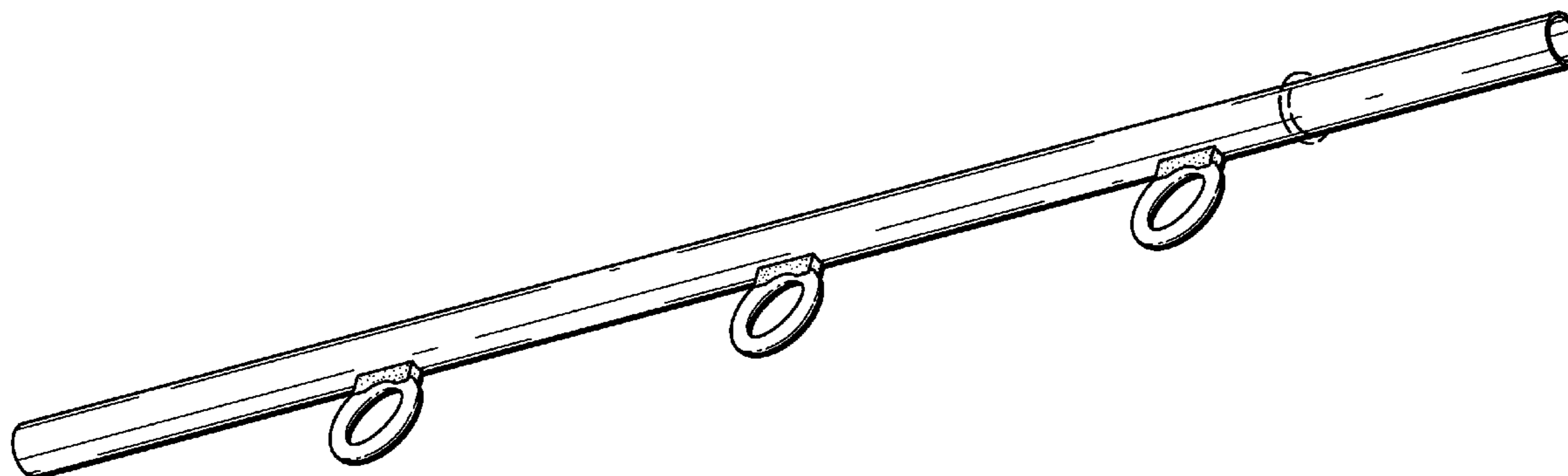
FIG. 3 is a top plan view thereof;

FIG. 4 is a bottom plan view thereof; and,

FIG. 5 is an end elevation view thereof.

The broken lines are for illustrative purposes only and form no part of the claimed design.

1 Claim, 2 Drawing Sheets



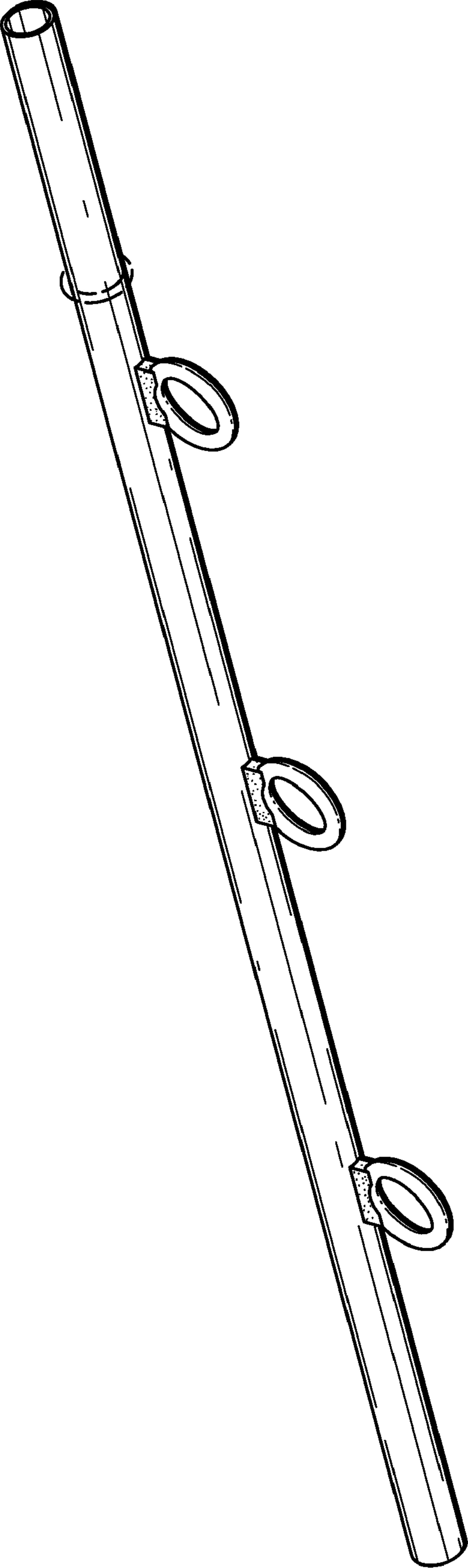


Fig. 1



Fig. 3

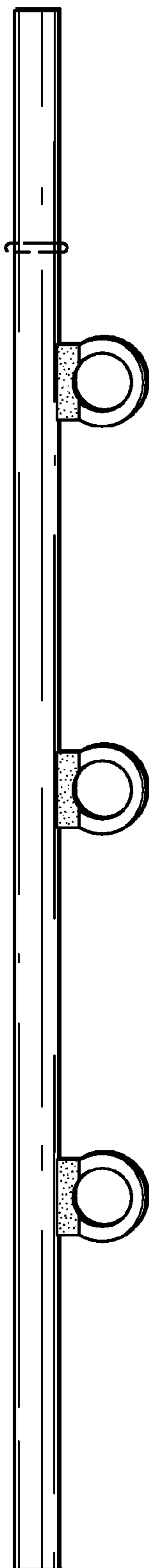


Fig. 2

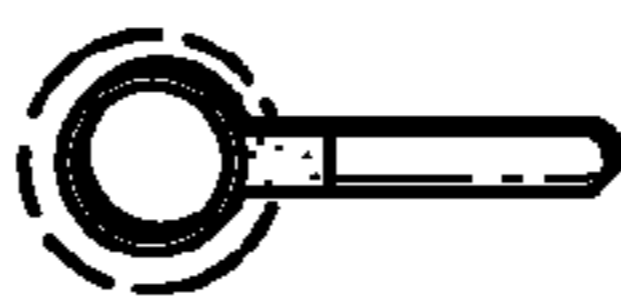


Fig. 5

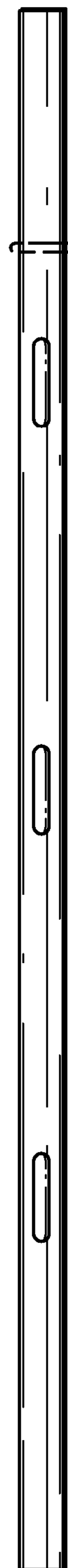


Fig. 4