



US00D584822S

(12) **United States Design Patent**
Weber

(10) **Patent No.:** **US D584,822 S**

(45) **Date of Patent:** **** Jan. 13, 2009**

(54) **HAND BRACE**

(75) **Inventor:** **James J. Weber**, Santa Barabara, CA
(US)

(73) **Assignee:** **Weber Orthopedic Inc.**, Santa Paula,
CA (US)

(**) **Term:** **14 Years**

(21) **Appl. No.:** **29/291,835**

(22) **Filed:** **Sep. 18, 2007**

(51) **LOC (9) Cl.** **24-01**

(52) **U.S. Cl.** **D24/190**

(58) **Field of Classification Search** D24/188-190;
D2/610-622; 602/5-6, 9, 12, 20-22, 60-64,
602/75; 128/DIG. 15, 581, 845-846, 869,
128/878-881; 2/16, 19, 21, 159, 161.4
See application file for complete search history.

(56) **References Cited**

U.S. PATENT DOCUMENTS

1,471,948	A *	10/1923	Cox et al.	602/22
2,357,413	A *	9/1944	McGinnis	128/880
2,523,606	A *	9/1950	Young	602/7
3,533,407	A *	10/1970	Smith	602/64
D287,640	S *	1/1987	Primiano	D24/190
D292,128	S *	9/1987	Thibodo, Jr.	D24/190
D300,948	S *	5/1989	Harris et al.	D24/190
4,953,568	A *	9/1990	Theisler	128/878

5,356,371	A *	10/1994	Hubbard	602/22
D373,639	S *	9/1996	McKie	D24/190
D405,180	S *	2/1999	Reina	D24/190
5,873,130	A *	2/1999	Lafferty	2/16
5,899,870	A *	5/1999	Deirmendjian et al.	602/21
6,325,772	B1 *	12/2001	Scheuermann et al.	602/22
D473,653	S *	4/2003	Weaver, II et al.	D24/190
D558,883	S *	1/2008	Ortiz et al.	D24/190

* cited by examiner

Primary Examiner—Robert M Spear

Assistant Examiner—Susan E Krakower

(74) *Attorney, Agent, or Firm*—William W. Haefliger

(57) **CLAIM**

I claim the ornamental deign for a hand brace, substantially as shown and described.

DESCRIPTION

FIG. 1 is a frontal view of the new hand brace;
 FIG. 2 is a rear view of the hand brace shown in FIG. 1;
 FIG. 3 is a top plan view of the hand brace shown in FIG. 1;
 FIG. 4 is a bottom plan view of the hand brace shown in FIG. 1;
 FIG. 5 is a left side elevation view of the hand brace shown in FIG. 1; and,
 FIG. 6 is a right side elevation view of the hand brace shown in FIG. 1.

1 Claim, 2 Drawing Sheets

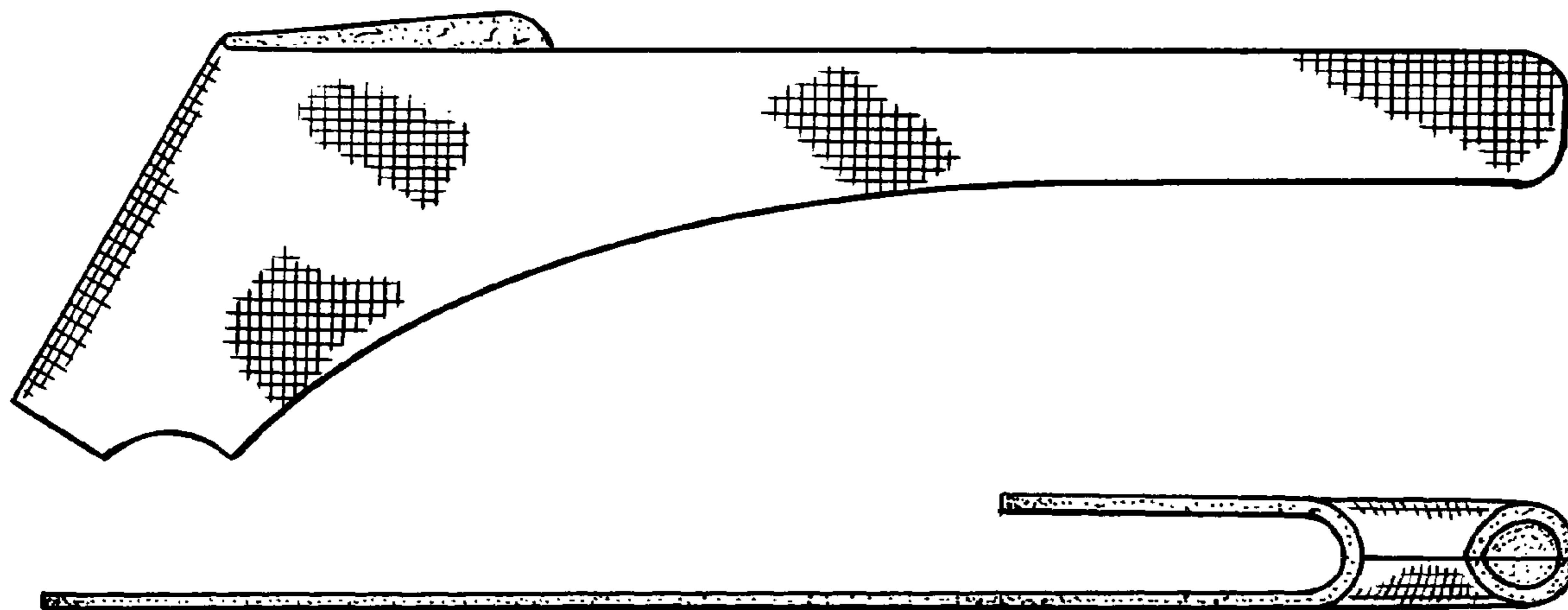


FIG. 1.

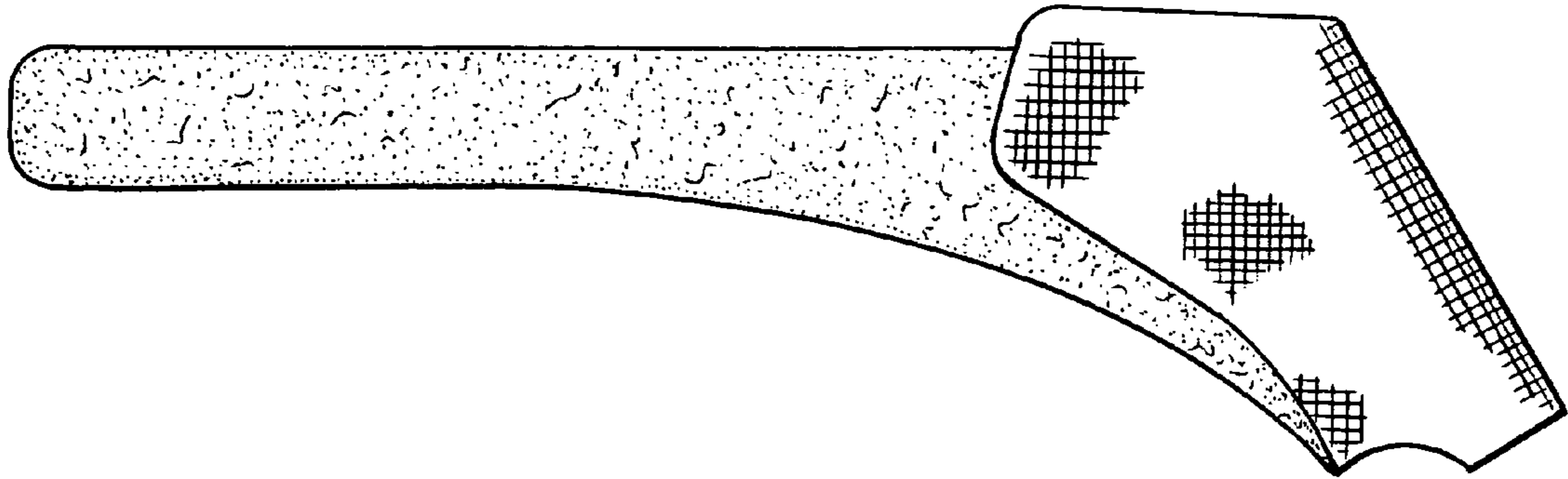


FIG. 2.

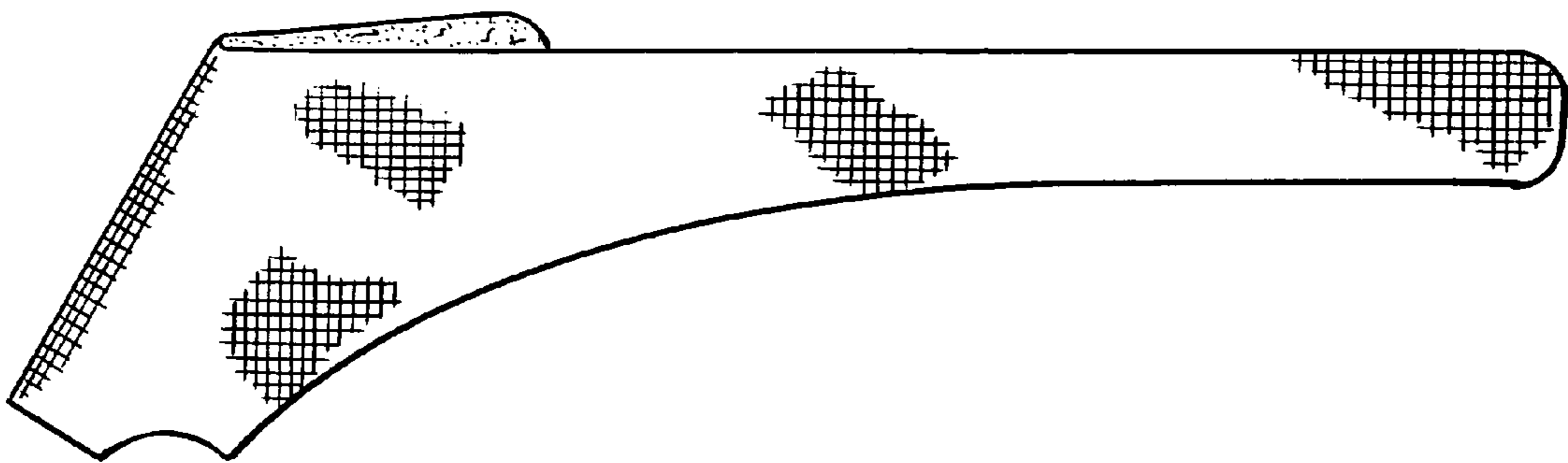


FIG. 3.

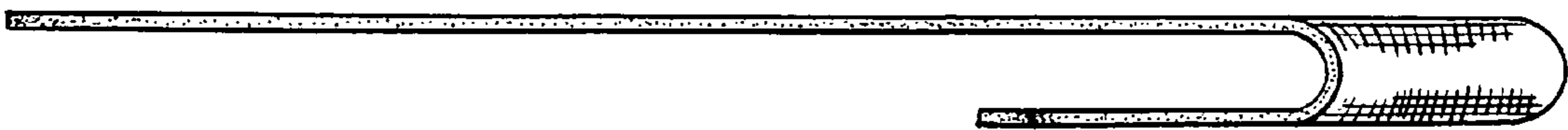


FIG. 4.



FIG. 5.

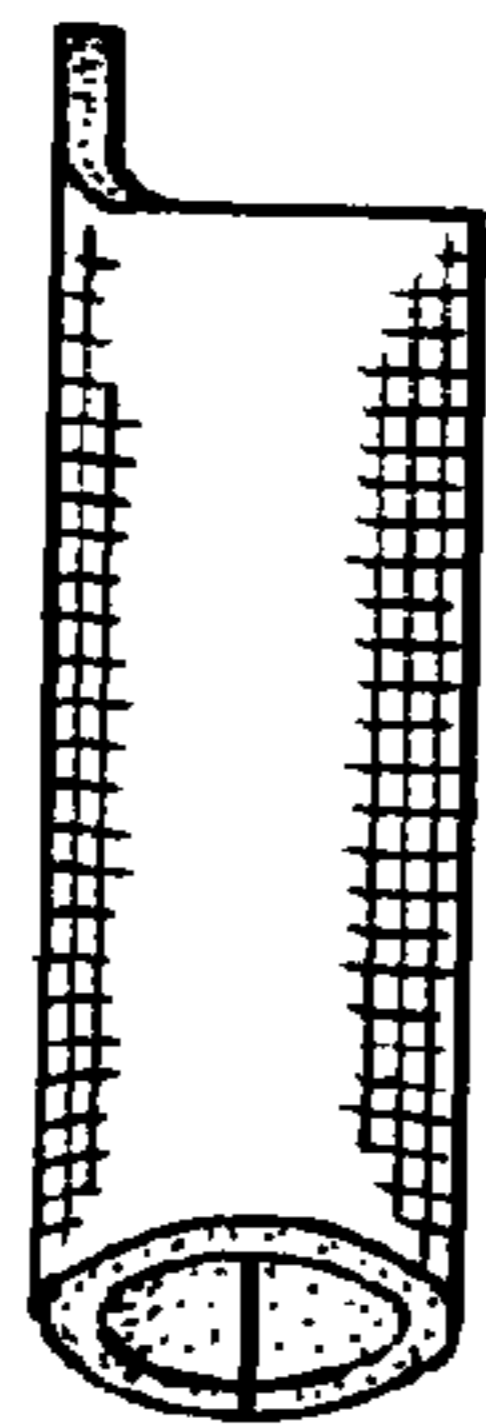


FIG. 6.

