



US00D584803S

(12) **United States Design Patent**  
**Lammel et al.**

(10) **Patent No.:** **US D584,803 S**  
(45) **Date of Patent:** **\*\* Jan. 13, 2009**

(54) **HANDSHOWER HOLDER**

(57) **CLAIM**

(75) Inventors: **Michael Lammel**, Aachen (DE);  
**Michael Zeisel**, Aachen (DE)

The ornamental design for handshower holder, as shown and described.

(73) Assignee: **Hansa Metallwerke AG**, Stuttgart (DE)

**DESCRIPTION**

(\*\*) Term: **14 Years**

This application is related to U.S. patent application Ser. Nos. 29/291,404, entitled Handshower Set; 29/291,403, entitled Handshower Holder; 29/291,414, entitled Handshower Set; and, 29/291,415, entitled Handshower Set all of which were simultaneously filed on Aug. 28, 2007.

(21) Appl. No.: **29/291,413**

(22) Filed: **Aug. 28, 2007**

(30) **Foreign Application Priority Data**

Mar. 5, 2007 (EM) ..... 000682190

FIG. 1 is a perspective view of the handshower holder showing a new ornamental design thereof;

(51) **LOC (9) Cl.** ..... **23-02**

FIG. 2 is a front elevation view of the handshower holder shown in FIG. 1;

(52) **U.S. Cl.** ..... **D23/304**

FIG. 3 is a rear elevation view of the handshower holder shown in FIG. 1;

(58) **Field of Classification Search** ..... D23/275,  
D23/283, 303-304; 4/570, 615, 661, 900;  
D8/363, 377; 248/229.1, 218.4

FIG. 4 is a right side elevation view of the handshower holder shown in FIG. 1 with the neck of the holder being straight;

See application file for complete search history.

FIG. 5 is a left side elevation view of the handshower holder shown in FIG. 1 with the neck of the holder being shown in an alternate bent position;

(56) **References Cited**

**U.S. PATENT DOCUMENTS**

D426,290 S \* 6/2000 Haug et al. .... D23/304  
D443,685 S \* 6/2001 Gottwald ..... D23/304  
D484,226 S \* 12/2003 Cropelli ..... D23/304  
D489,798 S \* 5/2004 Hunt ..... D23/304  
D565,711 S \* 4/2008 Giggs et al. .... D23/304

FIG. 6 is a top plan view of the handshower holder shown in FIG. 1; and,

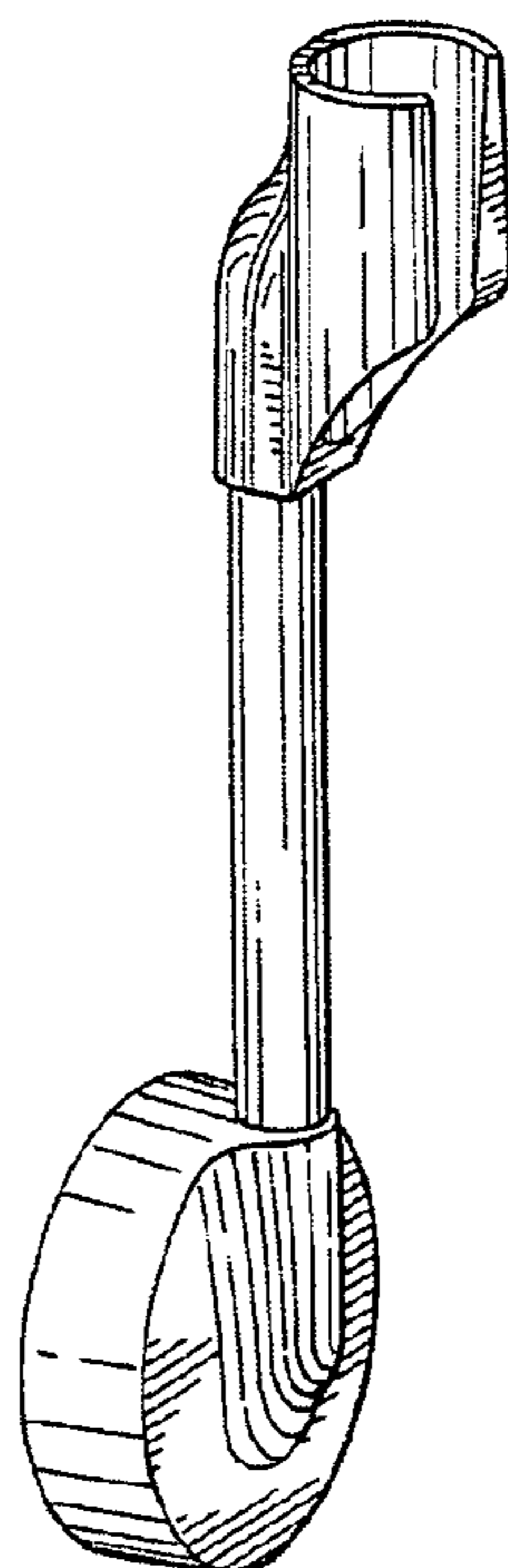
FIG. 7 is a bottom plan view of the handshower holder shown in FIG. 1.

The broken lines are included for the purpose of illustrating a portion of the handshower holder that forms no part of the claimed design.

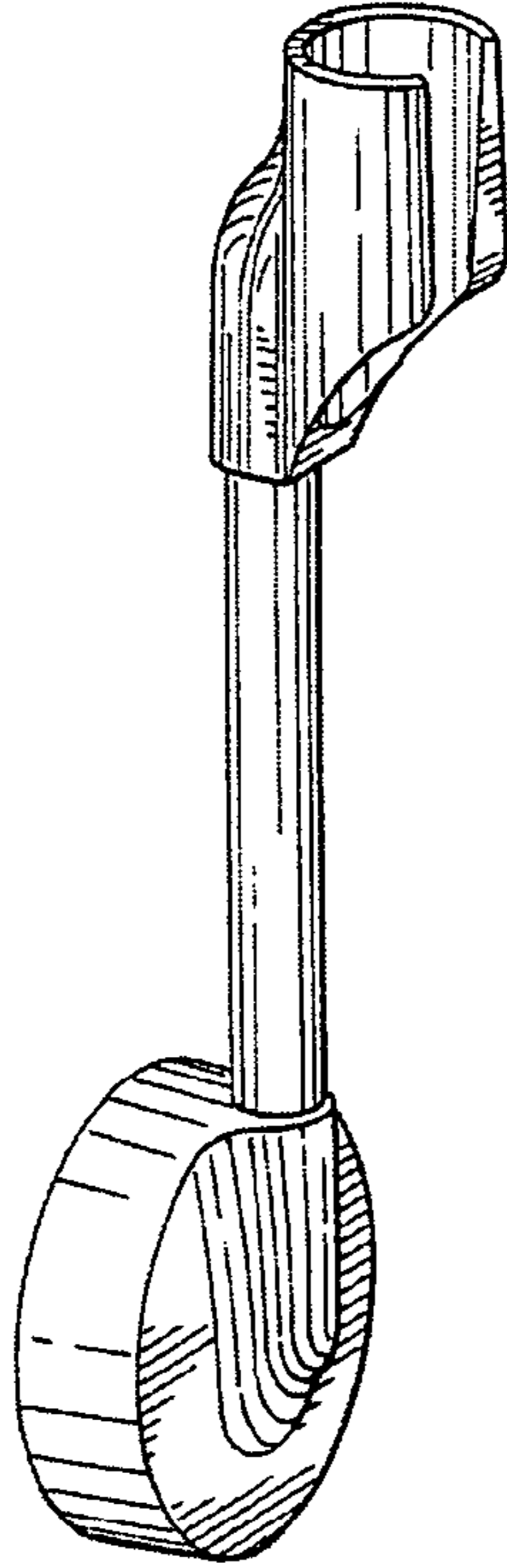
\* cited by examiner

*Primary Examiner*—Robert A Delehanty  
(74) *Attorney, Agent, or Firm*—Factor & Lake, Ltd.

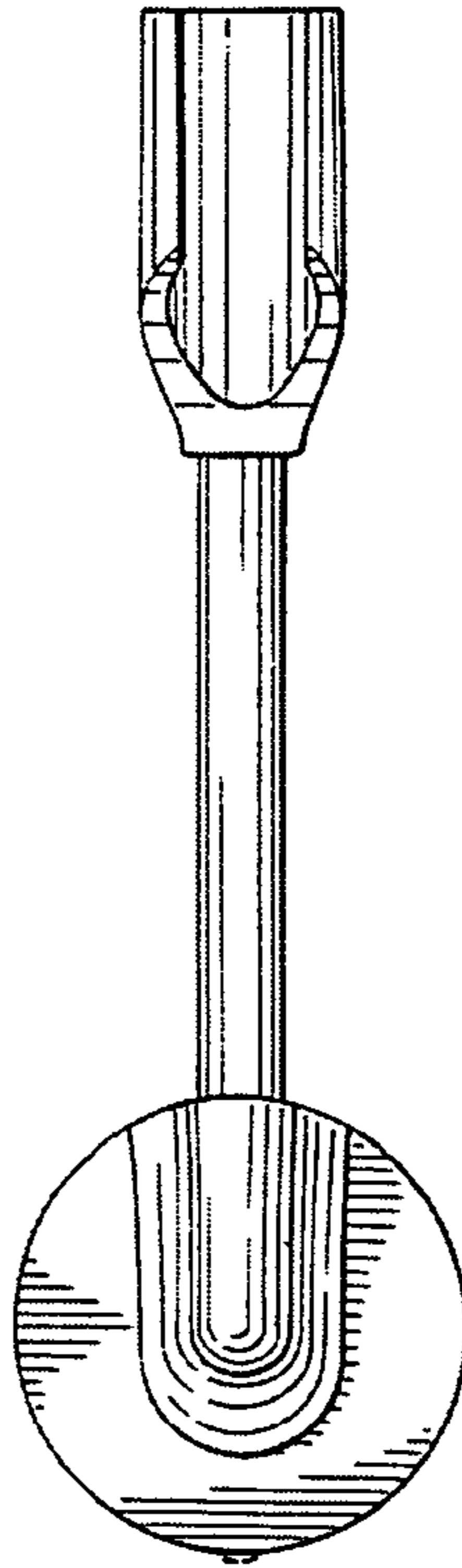
**1 Claim, 1 Drawing Sheet**



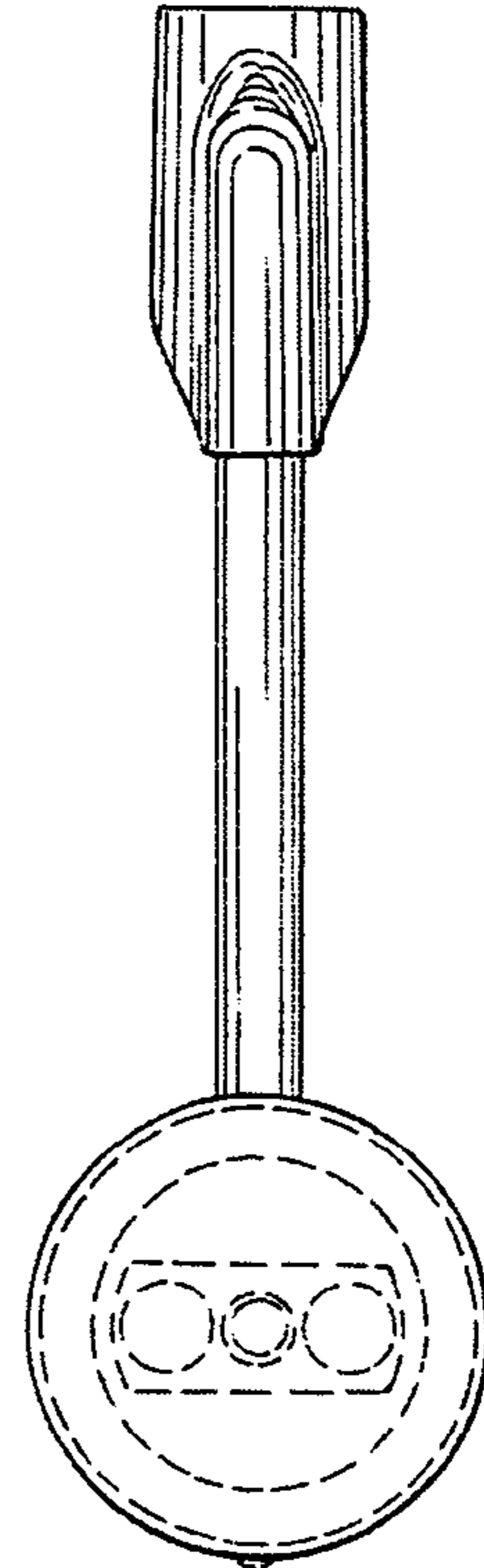
**FIG. 1**



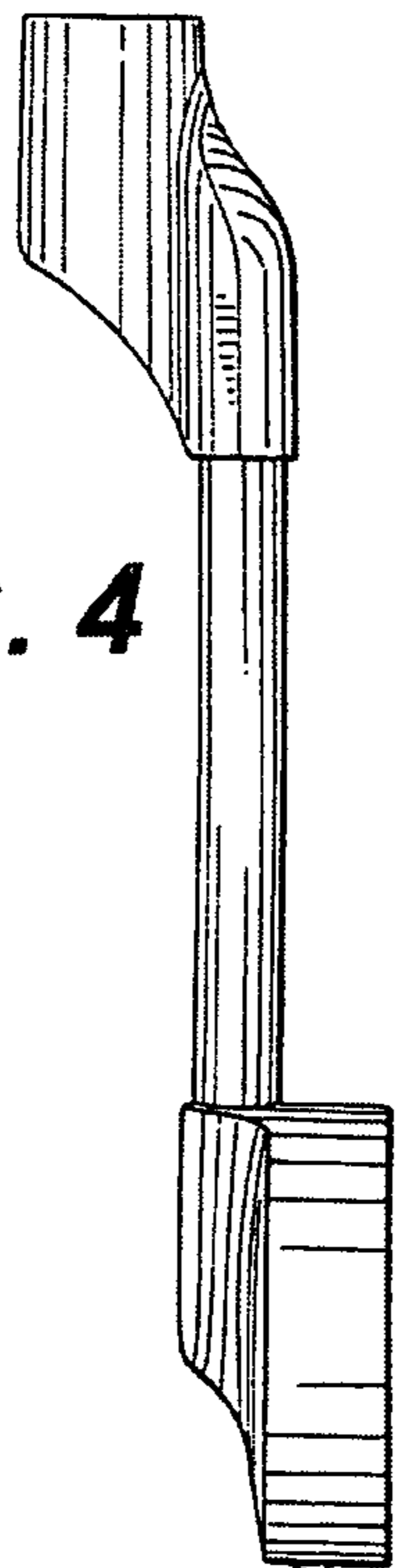
**FIG. 2**



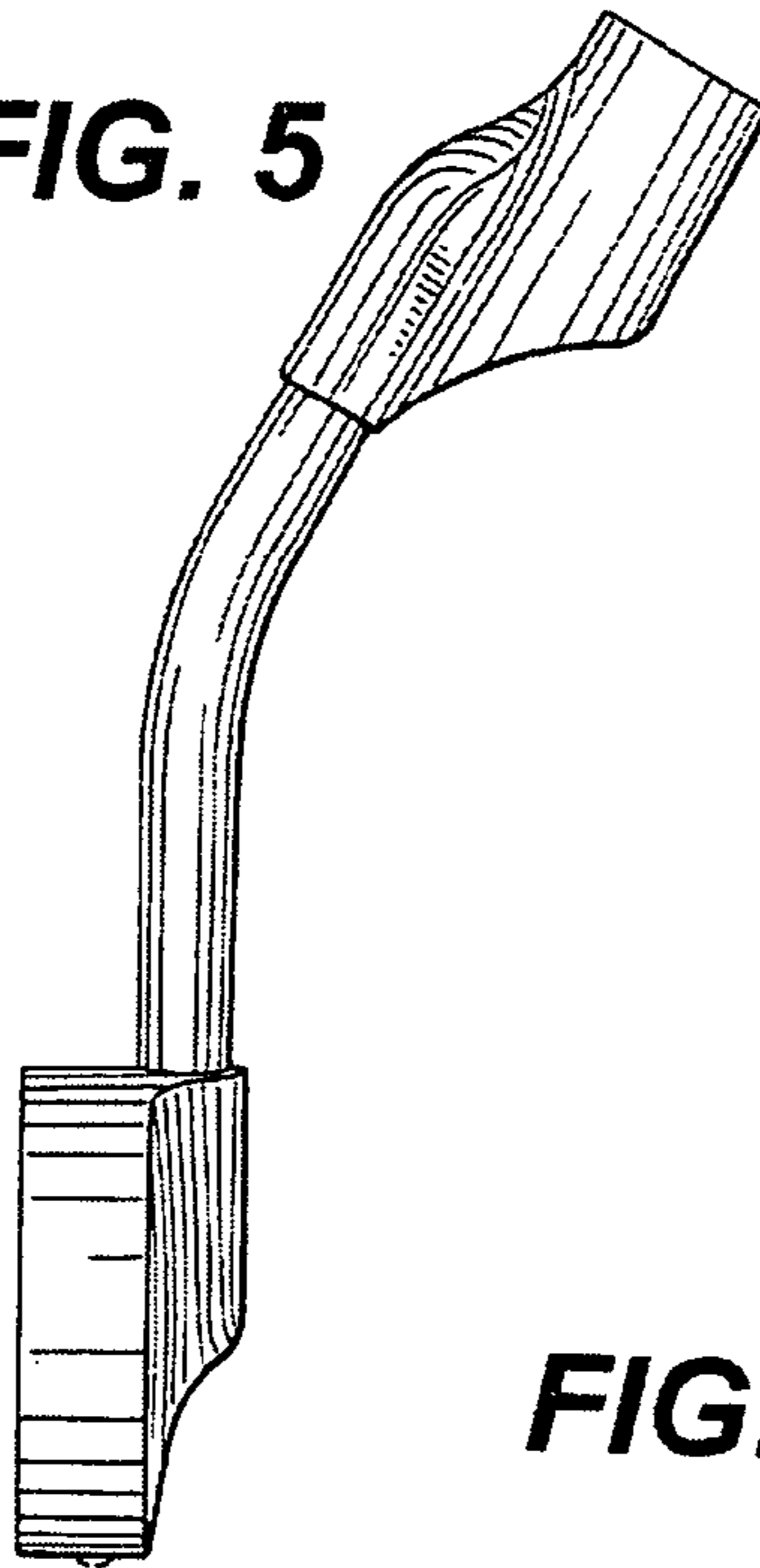
**FIG. 3**



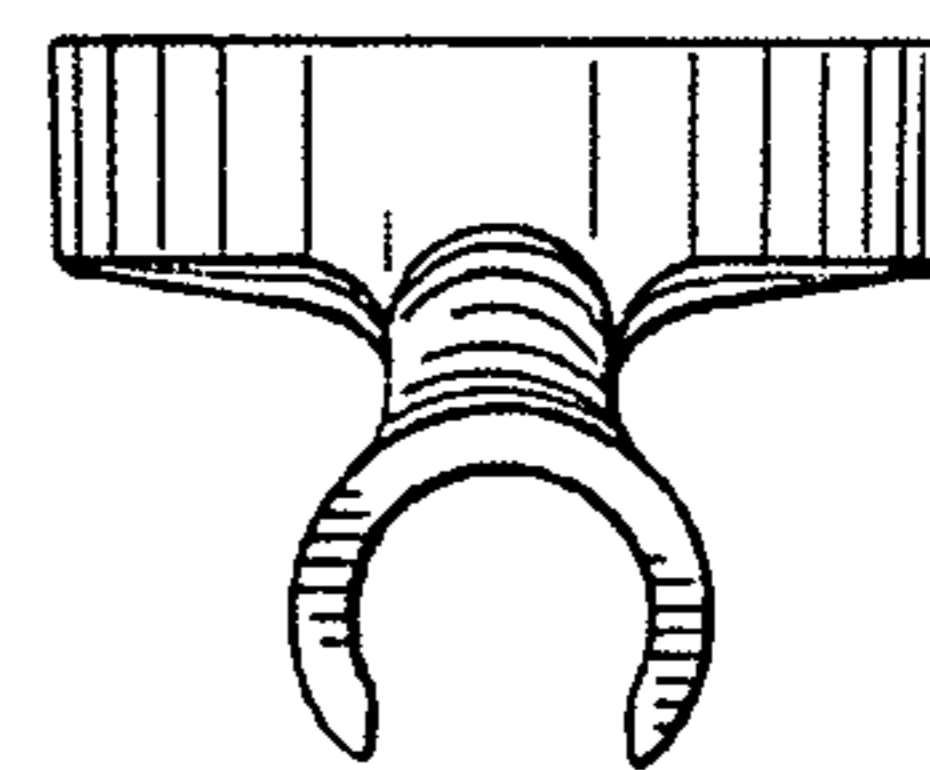
**FIG. 4**



**FIG. 5**



**FIG. 6**



**FIG. 7**

