



US00D584789S

(12) **United States Design Patent**
Swan

(10) **Patent No.:** **US D584,789 S**
(45) **Date of Patent:** **** Jan. 13, 2009**

(54) **MOUNT**

(76) Inventor: **Richard E. Swan**, 171 West St., E.
Bridgewater, MA (US) 02333

(**) Term: **14 Years**

(21) Appl. No.: **29/298,301**

(22) Filed: **Dec. 3, 2007**

(51) **LOC (9) Cl.** **22-01**

(52) **U.S. Cl.** **D22/110; D22/108**

(58) **Field of Classification Search** **D22/108-110;**
42/111-113, 134-140, 142-144, 148
See application file for complete search history.

(56) **References Cited**

U.S. PATENT DOCUMENTS

1,428,655 A	9/1922	Noske	
2,161,051 A	6/1939	Humeston	
2,436,948 A	3/1948	Williams	
2,790,241 A	4/1957	Dickenson	
2,810,963 A	10/1957	Harper	
3,276,377 A	10/1966	Bell	
3,877,166 A	4/1975	Ward	
4,027,414 A	6/1977	Felix	
4,085,511 A	4/1978	Kovac	
4,249,315 A	2/1981	Hopson, III	
4,310,980 A	1/1982	Pilkington	
D269,989 S *	8/1983	Ross	D22/110
D291,470 S *	8/1987	Bechtel	D22/110
4,722,496 A	2/1988	Herrmann et al.	
4,845,871 A	7/1989	Swan	
4,860,480 A	8/1989	Ruger	
4,905,396 A	3/1990	Bechtel	
D308,089 S *	5/1990	Sanders	D22/109
4,920,678 A *	5/1990	Brown	42/25
4,934,085 A	6/1990	Lough	
5,142,806 A	9/1992	Swan	
5,155,915 A	10/1992	Repa	
5,276,988 A	1/1994	Swan	
5,375,361 A	12/1994	Rustick	
5,533,292 A	7/1996	Swan	
5,590,484 A	1/1997	Mooney et al.	
5,606,818 A	3/1997	Hardee	
5,669,173 A	9/1997	Rodney, Jr.	

5,680,725 A	10/1997	Bell
5,694,712 A	12/1997	Plonka
6,295,754 B1	10/2001	Otteman et al.
6,363,648 B1	4/2002	Kranich et al.
6,442,883 B1	9/2002	Waterman et al.
6,449,893 B2	9/2002	Spinner
6,490,822 B1	12/2002	Swan
6,513,276 B2	2/2003	Mendoza-Orozco
6,598,330 B2	7/2003	Garrett et al.
6,598,333 B1	7/2003	Randazzo et al.
6,629,381 B1	10/2003	Keng

(Continued)

FOREIGN PATENT DOCUMENTS

DE 2006011542 U 12/2006

OTHER PUBLICATIONS

A.R.M.S. #19 Dovetail/Stanag Throw Lever Scope Mount, www.
mountsplus.com/mival/merchant.mvc?page=MSP/ PROD 2007.

(Continued)

Primary Examiner—Holly H Baynham
(74) *Attorney, Agent, or Firm*—Barlow, Josephs & Holmes,
Ltd.

(57) **CLAIM**

The ornamental design for a mount, as shown and described.

DESCRIPTION

FIG. 1 is a perspective view of the mount in accordance with
the present invention;

FIG. 2 is a top view thereof;

FIG. 3 is a bottom view thereof;

FIG. 4 is a left side view thereof;

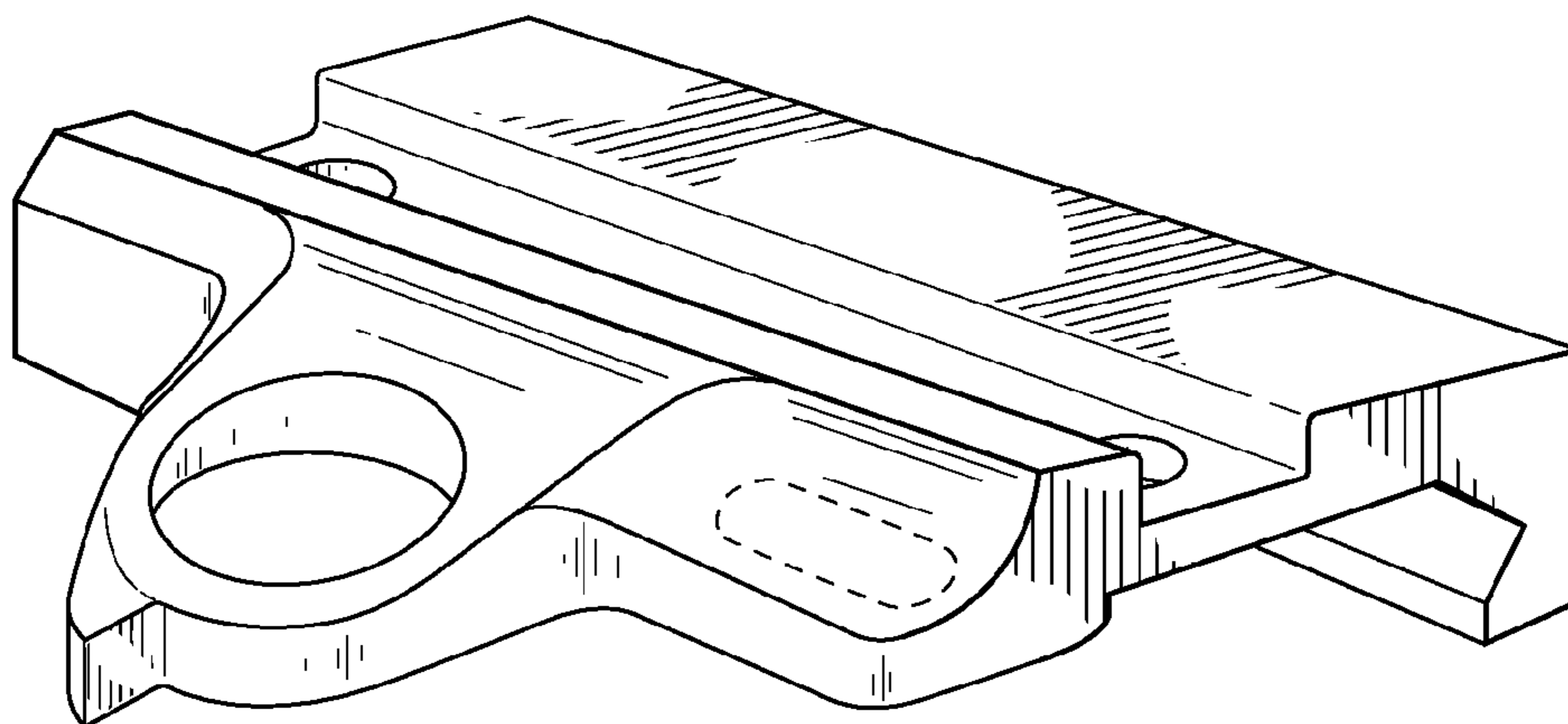
FIG. 5 is a right side view thereof;

FIG. 6 is a rear view thereof; and,

FIG. 7 is a front view thereof.

The elements depicted in broken line in the various figures are
included for environmental purposes only, and form no part of
the claimed design.

1 Claim, 7 Drawing Sheets



US D584,789 S

Page 2

U.S. PATENT DOCUMENTS

6,922,934 B1 8/2005 Huan
6,931,778 B1 8/2005 Nelson et al.
D512,118 S * 11/2005 Warren D22/109
D537,499 S * 2/2007 Swan D22/110
7,272,904 B2 9/2007 Larue
2004/0000083 A1 1/2004 Grant, Jr.
2004/0148842 A1 8/2004 Aalto et al.
2006/0162227 A1 7/2006 Samson
2006/0207156 A1 9/2006 Larue

2007/0234623 A1 10/2007 Carney

OTHER PUBLICATIONS

TM 9-4931-710-14&P, Technical Manual, Operator, Organizational, Direct Support and General Support Maintenance Manual, Headquarters, Department of the Army. Aug. 1986.
A.R.M.S. Mount Safety Latch, PentagonLight, pp. 1-2, Dec. 6, 2007, "www.pentagonlight.com/item_detail.cfm_id.444".

* cited by examiner

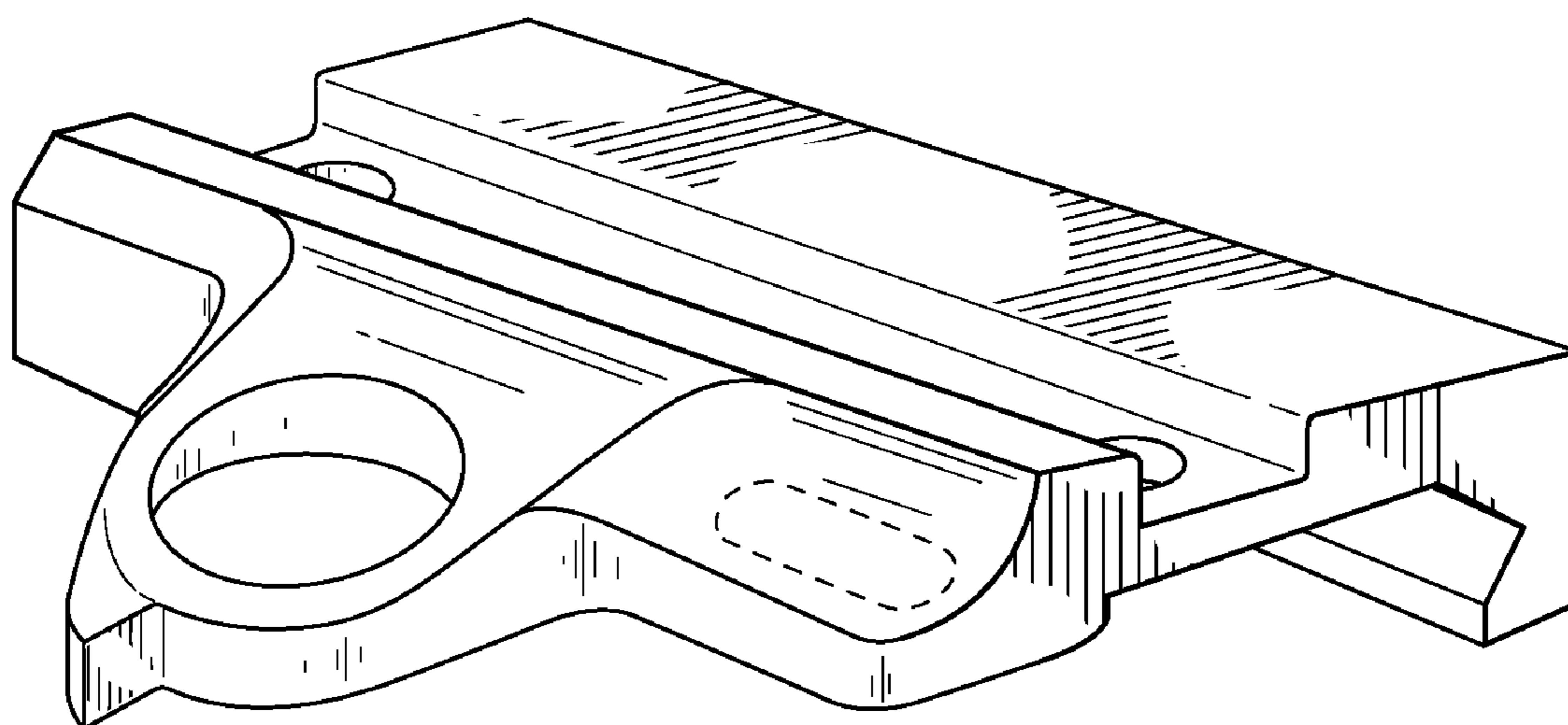


FIG. 1

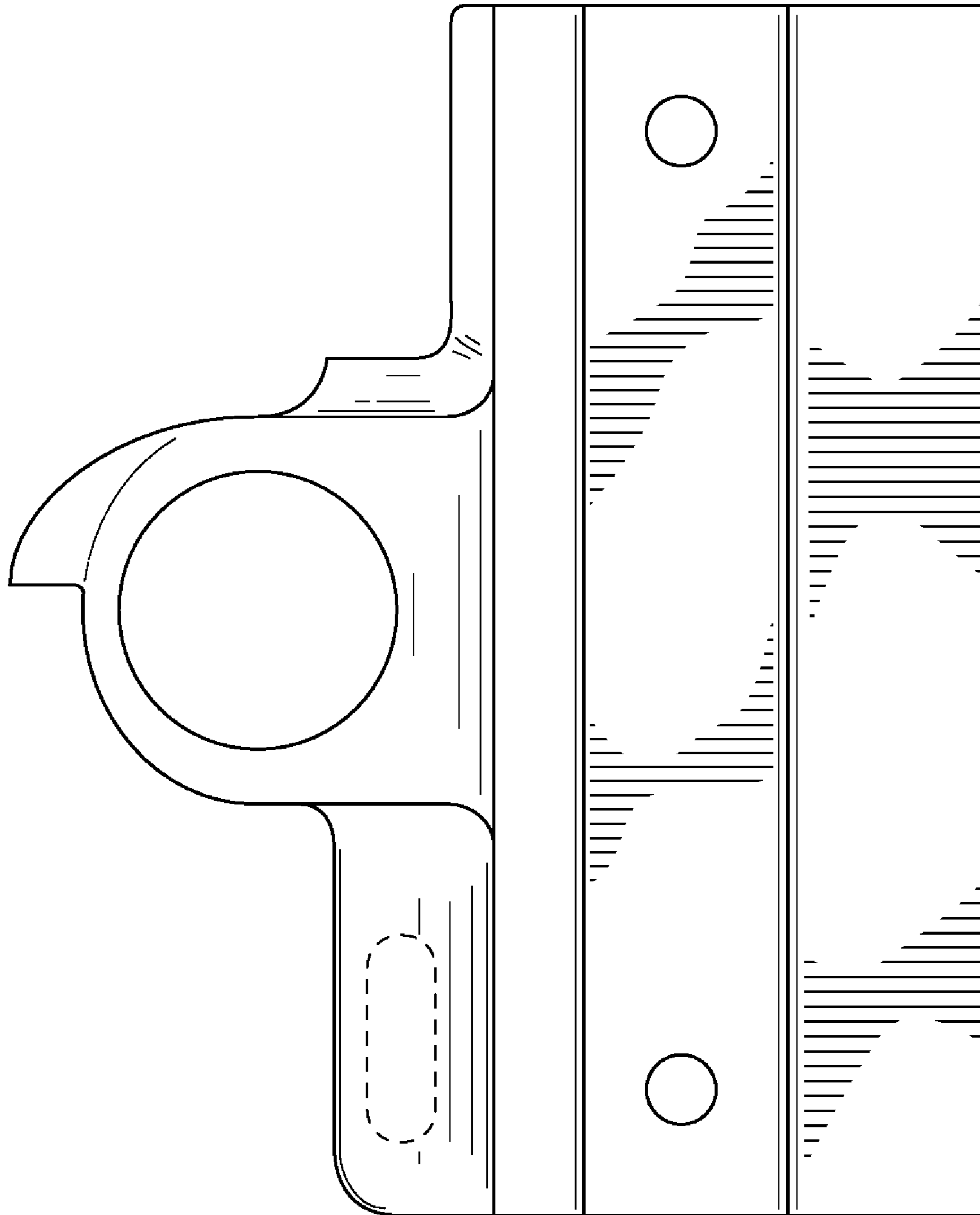


FIG. 2

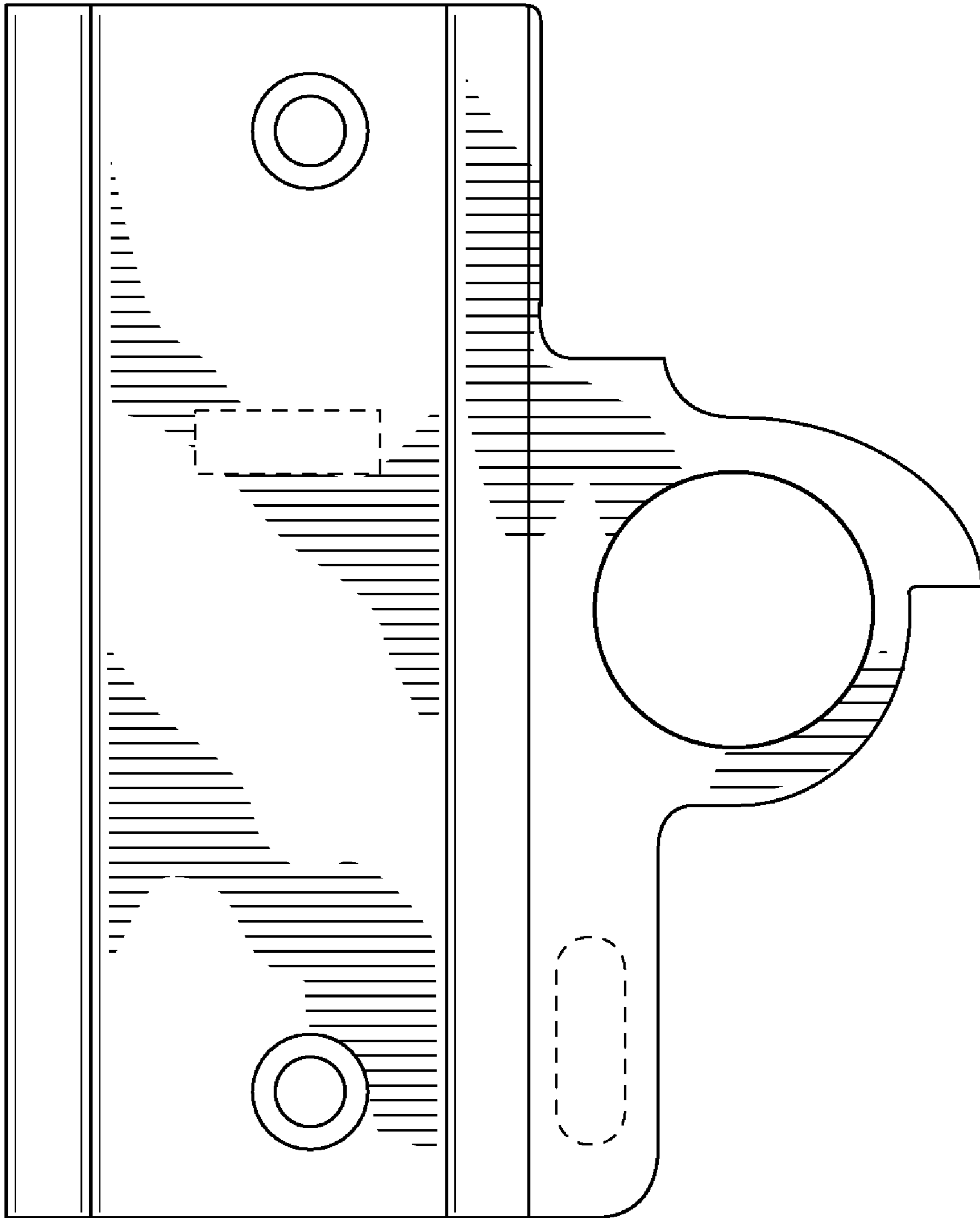


FIG. 3

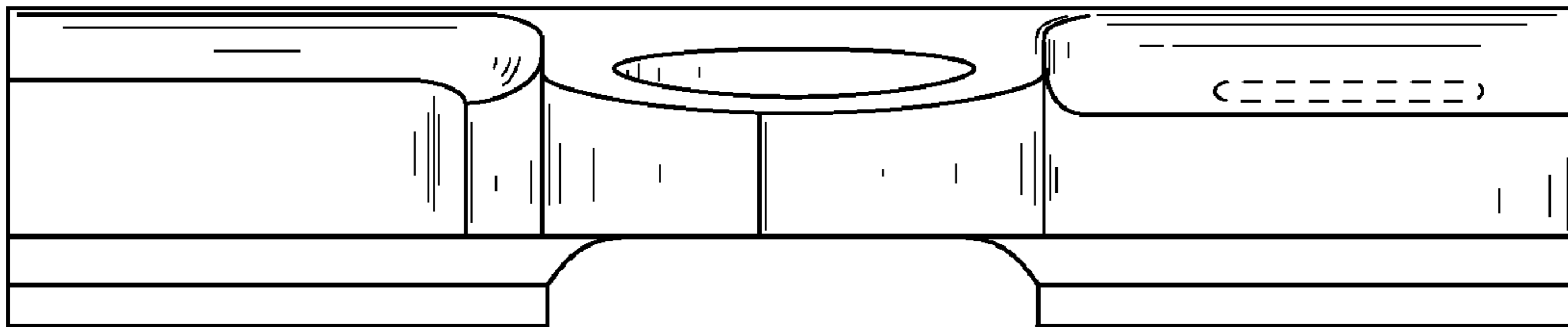


FIG. 4




FIG. 5

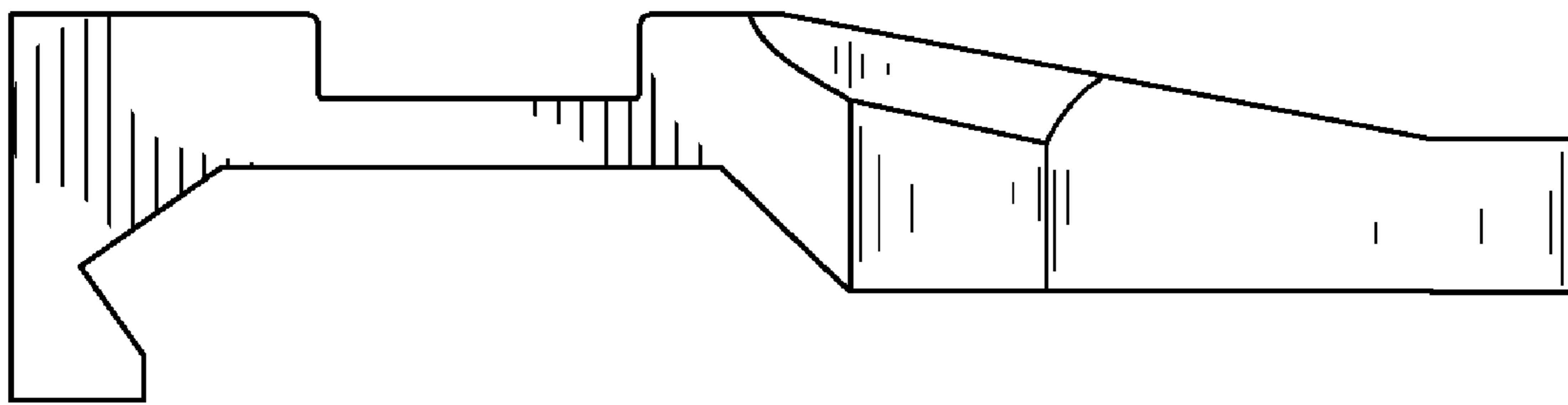


FIG. 6

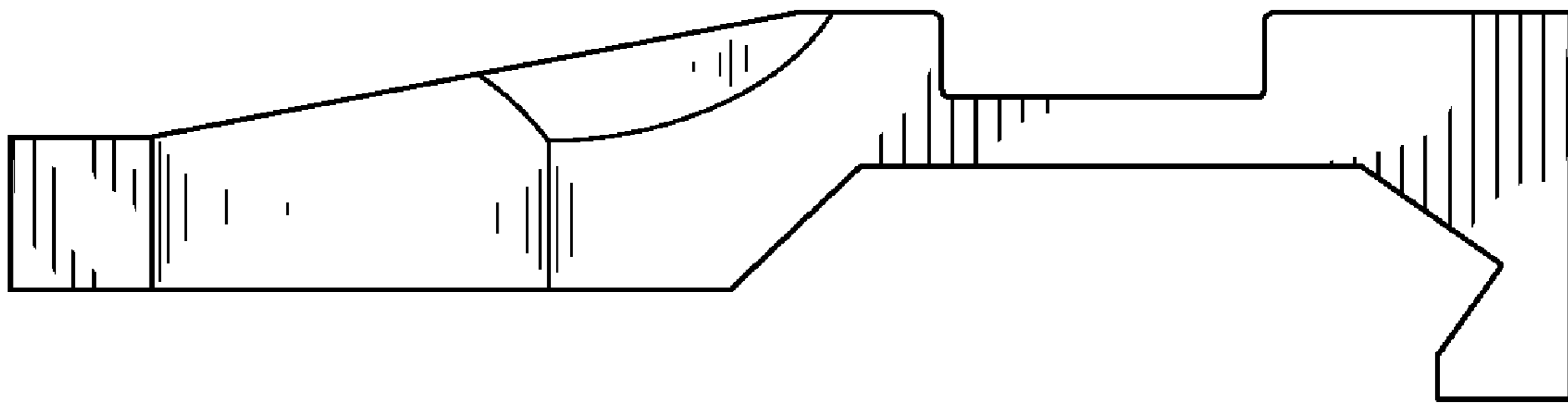


FIG. 7