



US00D584784S

(12) **United States Design Patent**
Barez et al.

(10) **Patent No.:** **US D584,784 S**
(45) **Date of Patent:** **** *Jan. 13, 2009**

(54) **GOLF CLUB HEAD**

(75) Inventors: **Craig Kevin Barez**, Temecula, CA (US);
Robert Nunez, San Pedro, CA (US);
Sean Toulon, Vista, CA (US); **Thomas Olsavsky**, Oceanside, CA (US)

(73) Assignee: **Taylor Made Golf Company, Inc.**,
Carlsbad, CA (US)

(*) Notice: This patent is subject to a terminal disclaimer.

(**) Term: **14 Years**

(21) Appl. No.: **29/286,024**

(22) Filed: **Apr. 18, 2007**

(51) **LOC (9) Cl.** **21-02**
(52) **U.S. Cl.** **D21/759**
(58) **Field of Classification Search** D21/736,
D21/752, 759; 473/324–331, 343–346; D20/11
See application file for complete search history.

(56) **References Cited**

U.S. PATENT DOCUMENTS

D463,838 S *	10/2002	Besnard et al.	D21/759
D502,520 S *	3/2005	Dogan et al.	D21/759
D518,129 S *	3/2006	Poynor et al.	D21/759
D532,858 S *	11/2006	Rice	D21/759
D553,206 S *	10/2007	Morales et al.	D21/733
D557,362 S *	12/2007	Serrano et al.	D21/752
D561,286 S *	2/2008	Morales et al.	D21/759

D569,465 S *	5/2008	Yi et al.	D21/752
2006/0052181 A1 *	3/2006	Serrano et al.	473/345
2007/0032312 A1 *	2/2007	Serrano et al.	473/345
2007/0032313 A1 *	2/2007	Serrano et al.	473/349

OTHER PUBLICATIONS

Various web designs taken from a compilation of web designs, <http://search.live.com/images/results.aspx?q=Spider+Web&mkt=en-US>, 7 pp. printed Jul. 26, 2007.

* cited by examiner

Primary Examiner—Mitchell I Siegel

(74) *Attorney, Agent, or Firm*—Klarquist Sparkman, LLP

(57) **CLAIM**

We claim the ornamental design for a golf club head, as shown and described.

DESCRIPTION

FIG. 1 is a top plan view of a golf club head having surface indicia thereon.

FIG. 2 is a side elevation view from the toe side of the embodiment of FIG. 1.

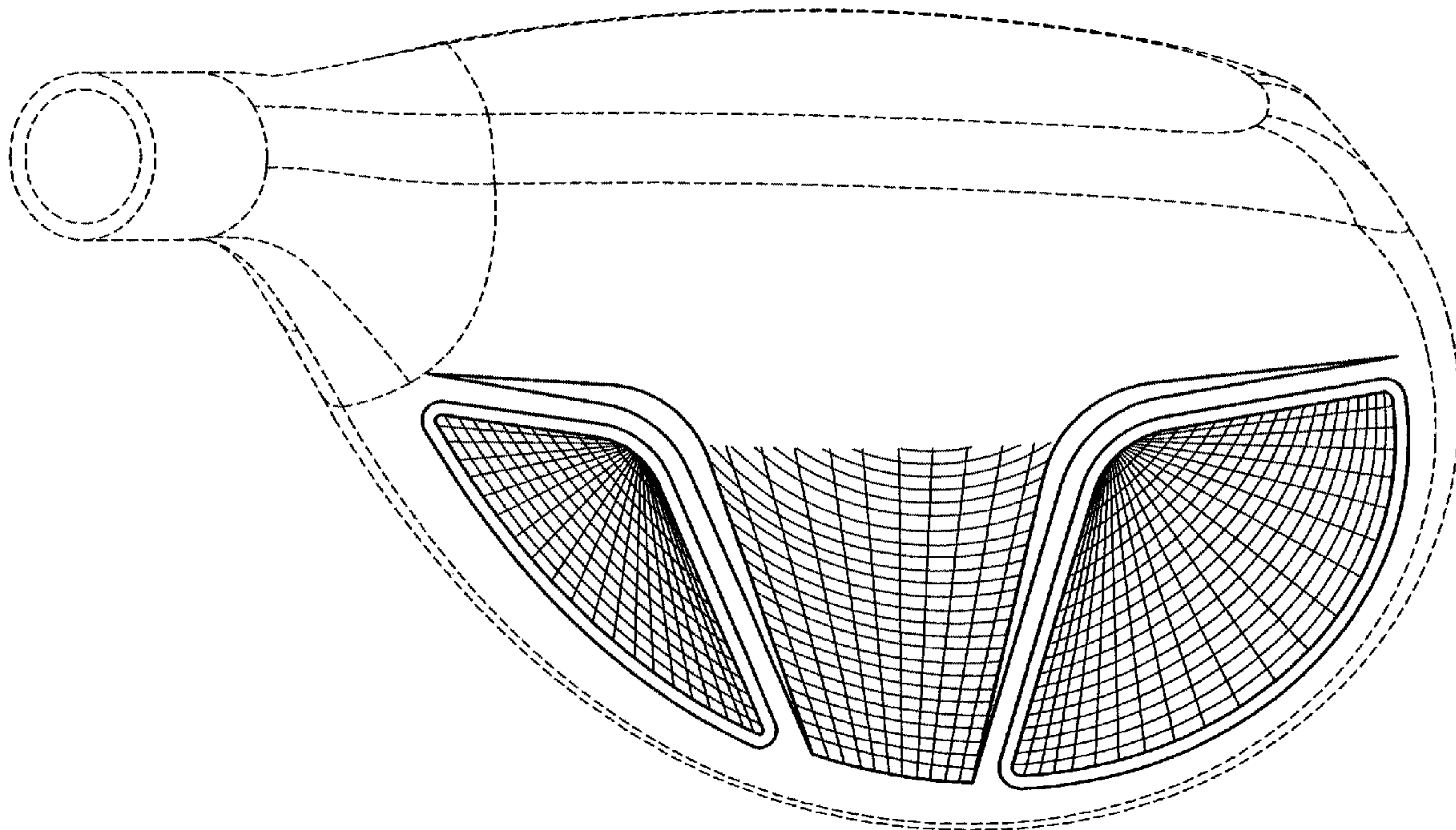
FIG. 3 is a side elevation view from the heel side of the embodiment of FIG. 1.

FIG. 4 is a front elevation view of the embodiment of FIG. 1; and,

FIG. 5 is a rear elevation view of the embodiment of FIG. 1.

The dashed lines in the drawings are for illustrative purpose only and form no part of the claimed design.

1 Claim, 5 Drawing Sheets



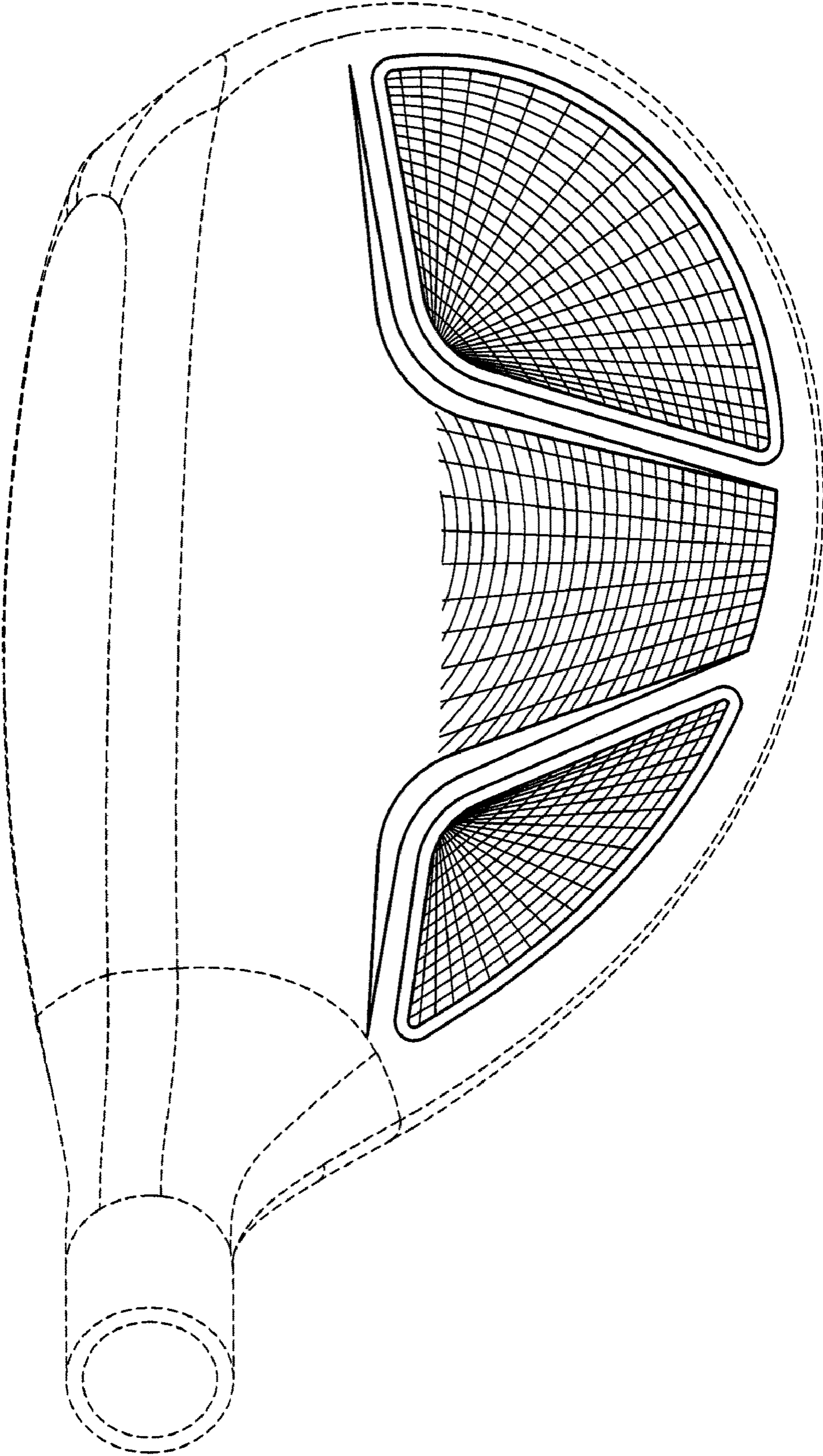


FIG. 1

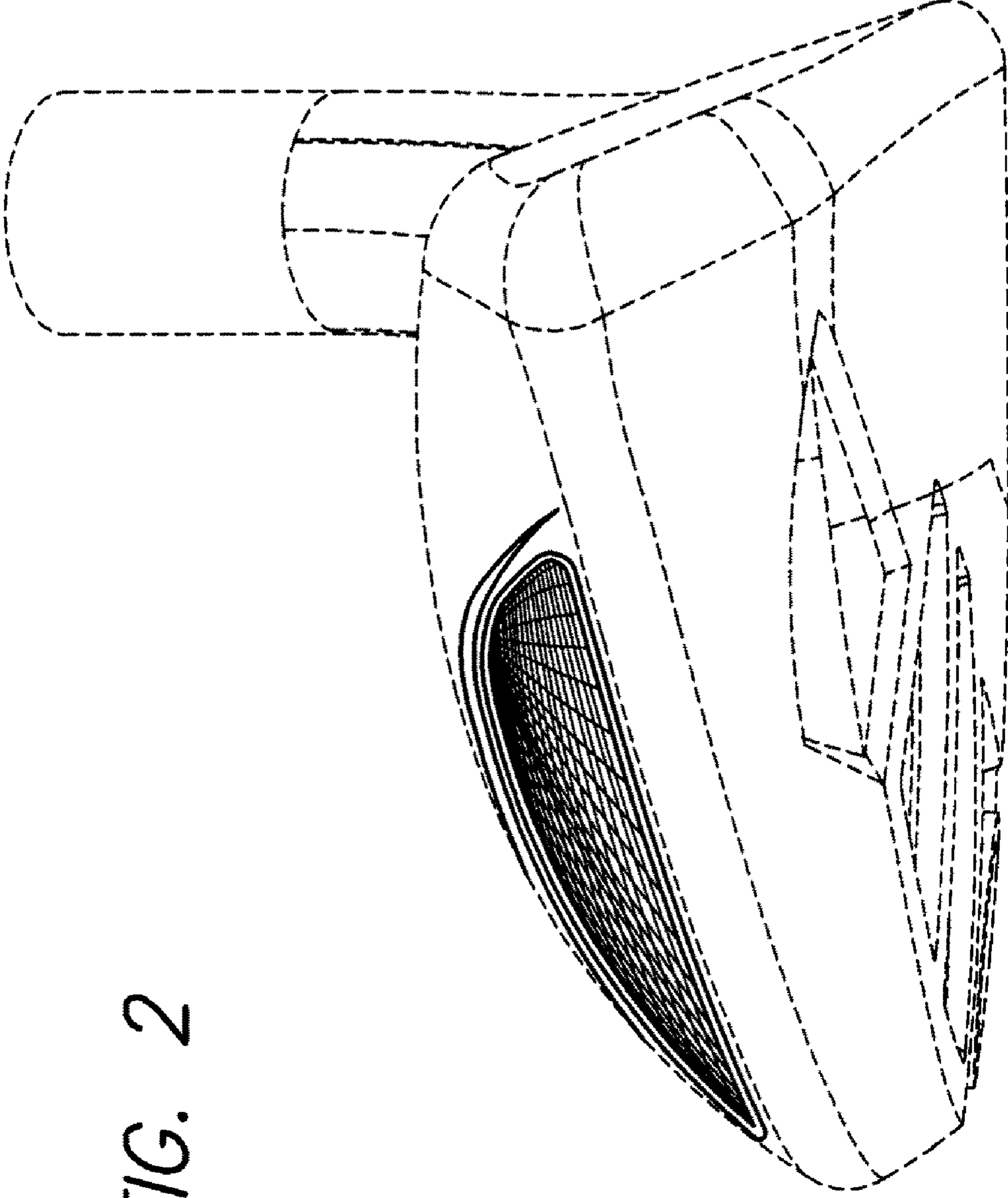
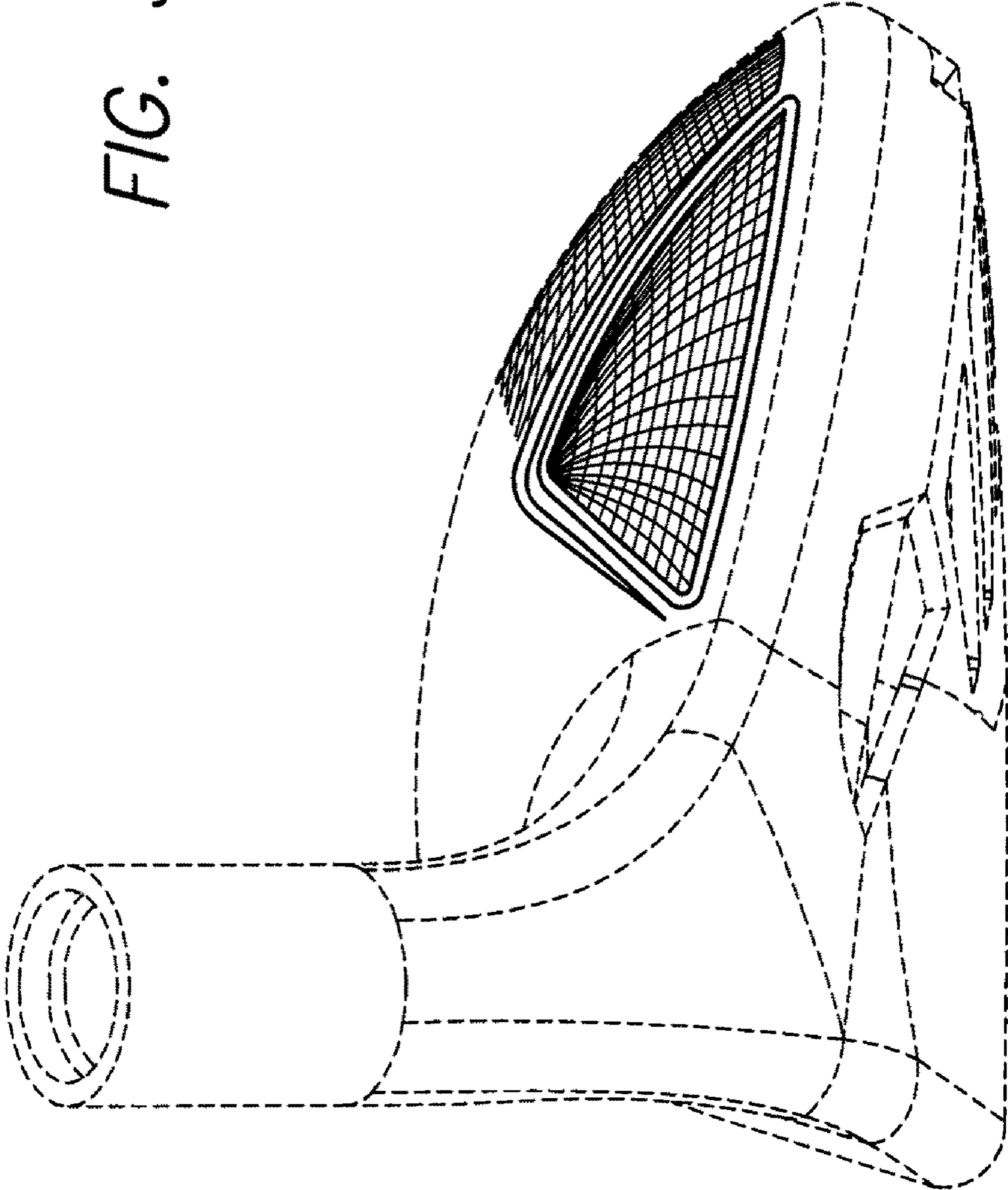


FIG. 2

FIG. 3



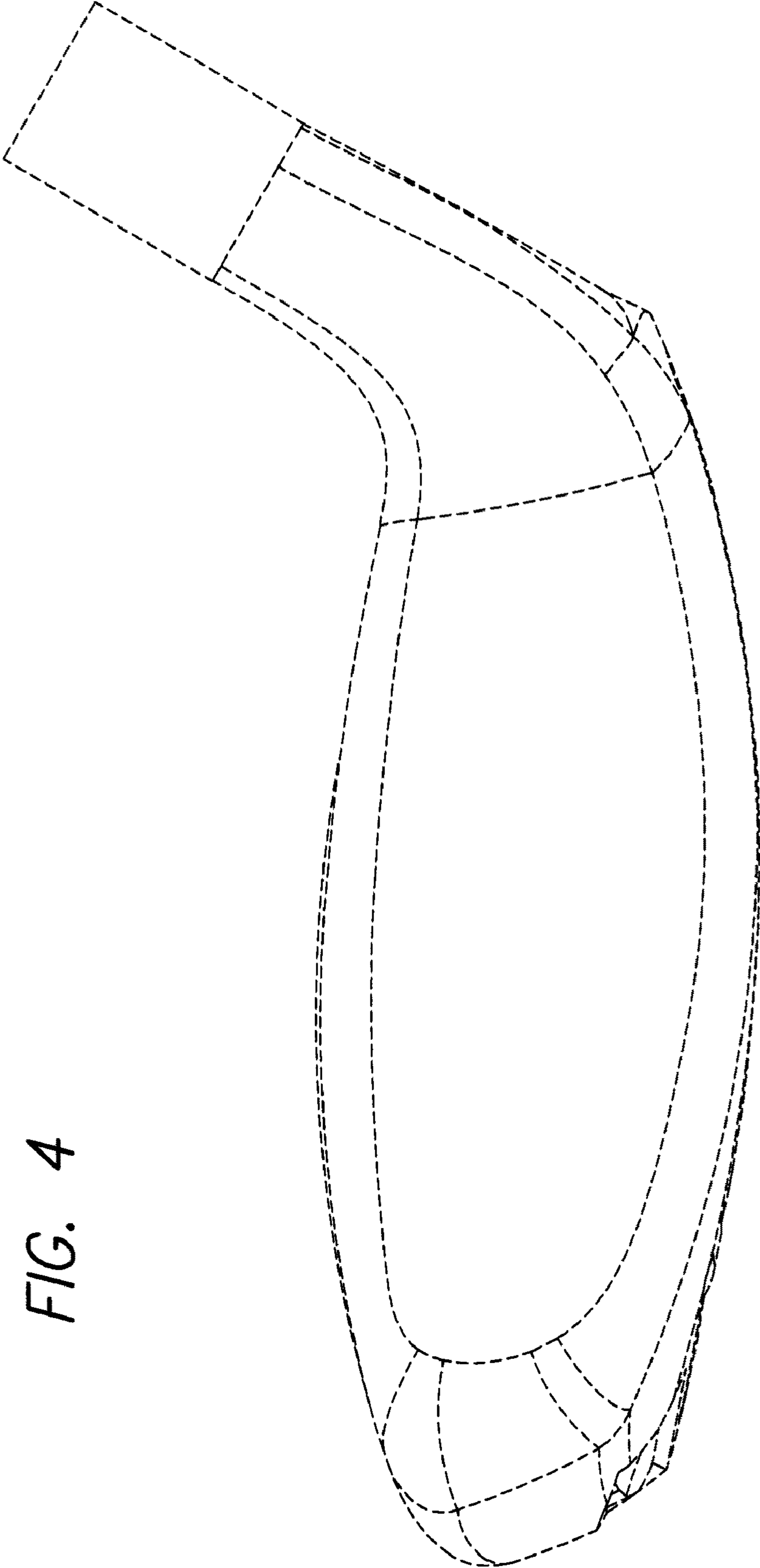


FIG. 4

FIG. 5

