



US00D584779S

(12) **United States Design Patent**
Sano

(10) **Patent No.:** **US D584,779 S**
(45) **Date of Patent:** **** Jan. 13, 2009**

(54) **GOLF PUTTER HEAD**

D374,470 S * 10/1996 Steele D21/745
D380,801 S * 7/1997 Steele D21/744
D529,560 S * 10/2006 Madore D21/743

(75) Inventor: **Hitohide Sano**, Tokyo (JP)

(73) Assignee: **Sanomiso Kabushiki Kaisha**
Matsueten (JP)

(**) Term: **14 Years**

(21) Appl. No.: **29/291,745**

(22) Filed: **Sep. 12, 2007**

(30) **Foreign Application Priority Data**

Jun. 1, 2007 (JP) 2007-014589

(51) **LOC (9) Cl.** **21-02**

(52) **U.S. Cl.** **D21/736**

(58) **Field of Classification Search** D21/736-746;
473/324-331, 340-341, 251-256
See application file for complete search history.

(56) **References Cited**

U.S. PATENT DOCUMENTS

4,390,184 A * 6/1983 Rudell 473/253
D342,112 S * 12/1993 Diesterheft D21/741
D356,846 S * 3/1995 Murrill D21/741

FOREIGN PATENT DOCUMENTS

JP 2006075430 3/2006

* cited by examiner

Primary Examiner—Mitchell I Siegel

(74) *Attorney, Agent, or Firm*—Adams & Wilks

(57) **CLAIM**

The ornamental design for a golf putter head, as shown and described.

DESCRIPTION

FIG. 1 is a perspective view of a golf putter head showing my new design;

FIG. 2 is a front elevational view thereof;

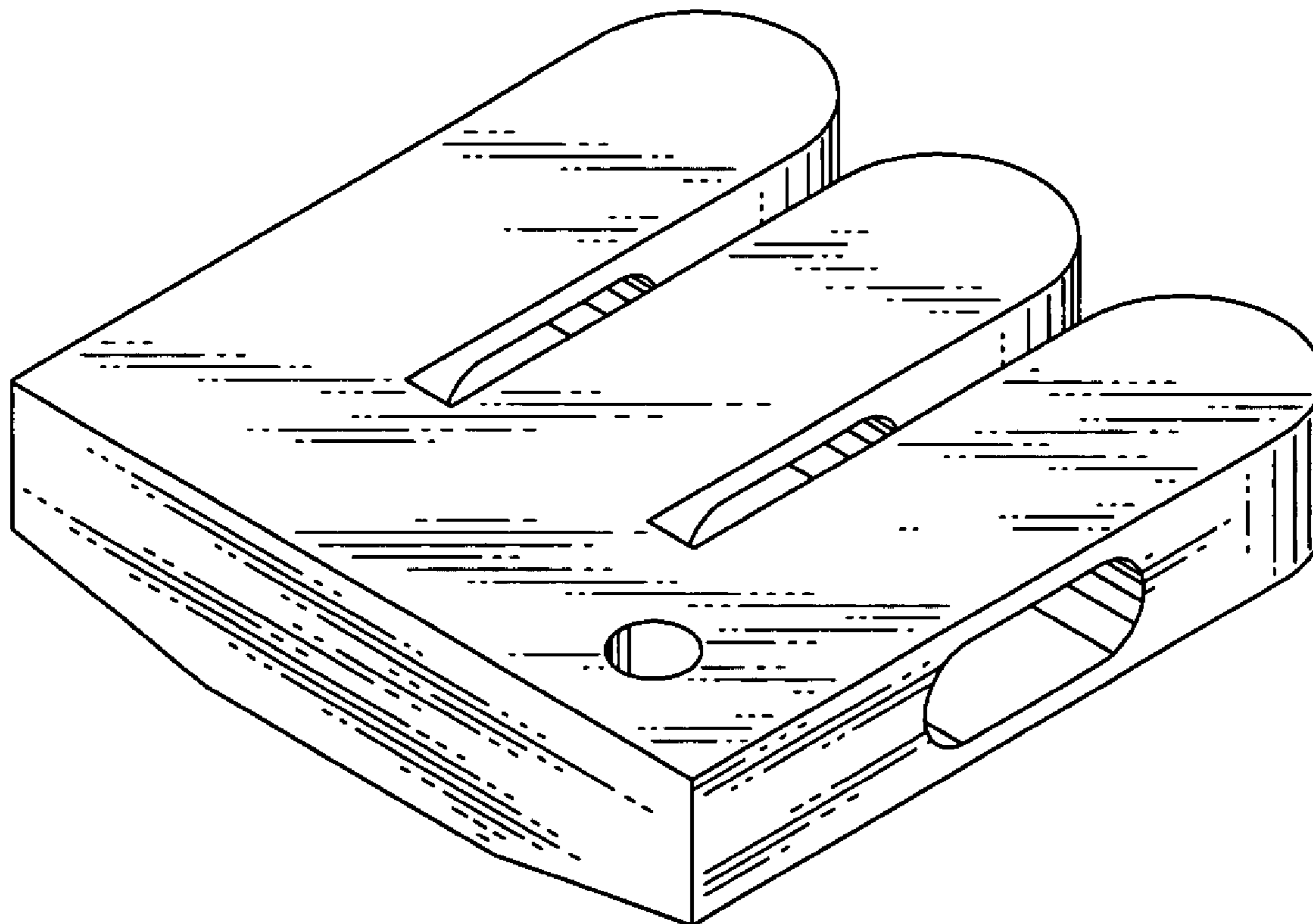
FIG. 3 is a rear elevational view thereof;

FIG. 4 is a left side elevational view thereof, the right side being the same in appearance as the left side;

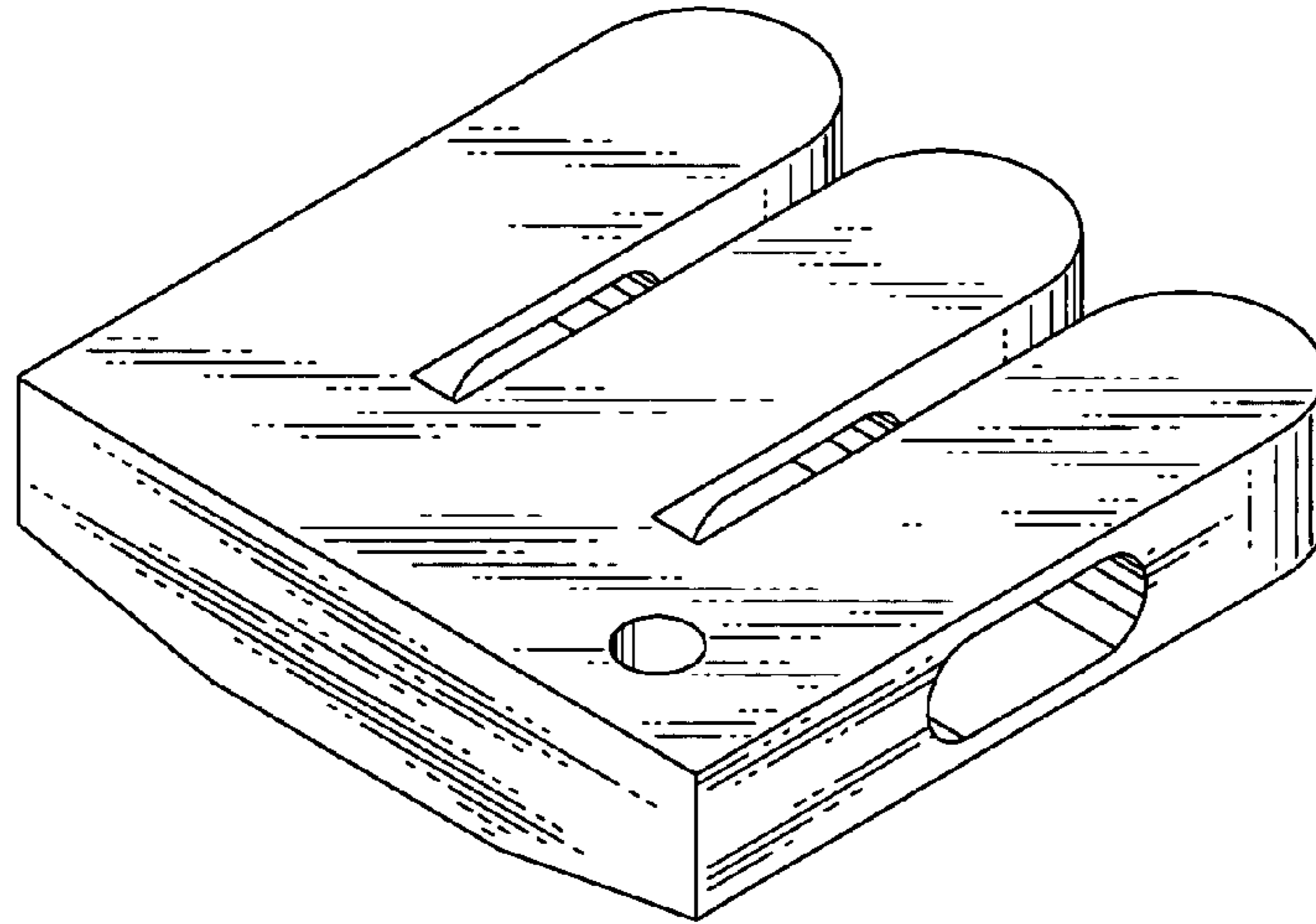
FIG. 5 is a top plan view thereof; and,

FIG. 6 is a bottom plan view thereof.


1 Claim, 2 Drawing Sheets




F I G . 1



F I G . 2



F I G . 3



F I G . 4

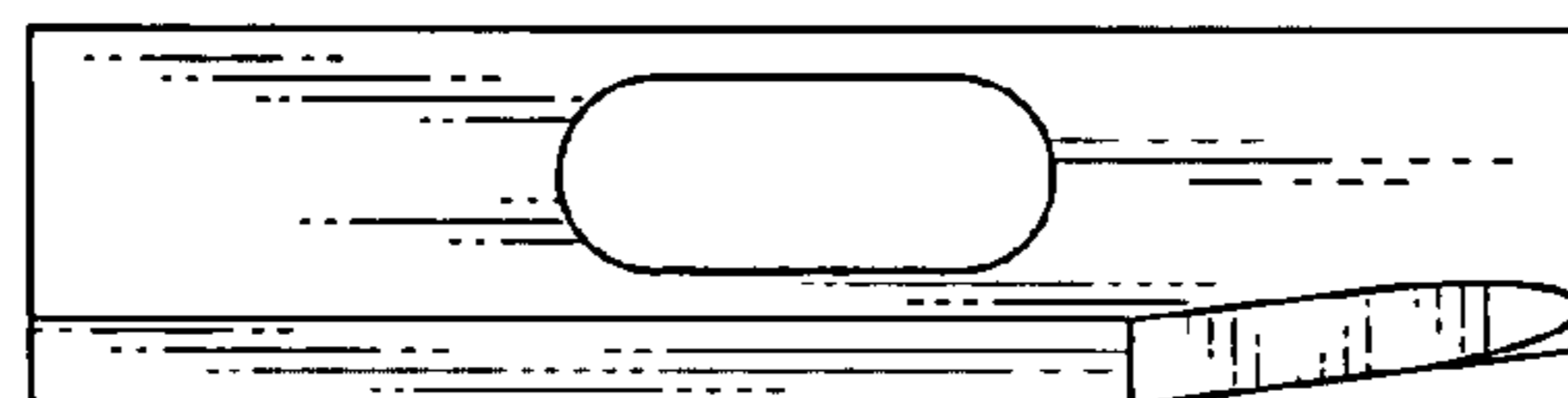


FIG. 5

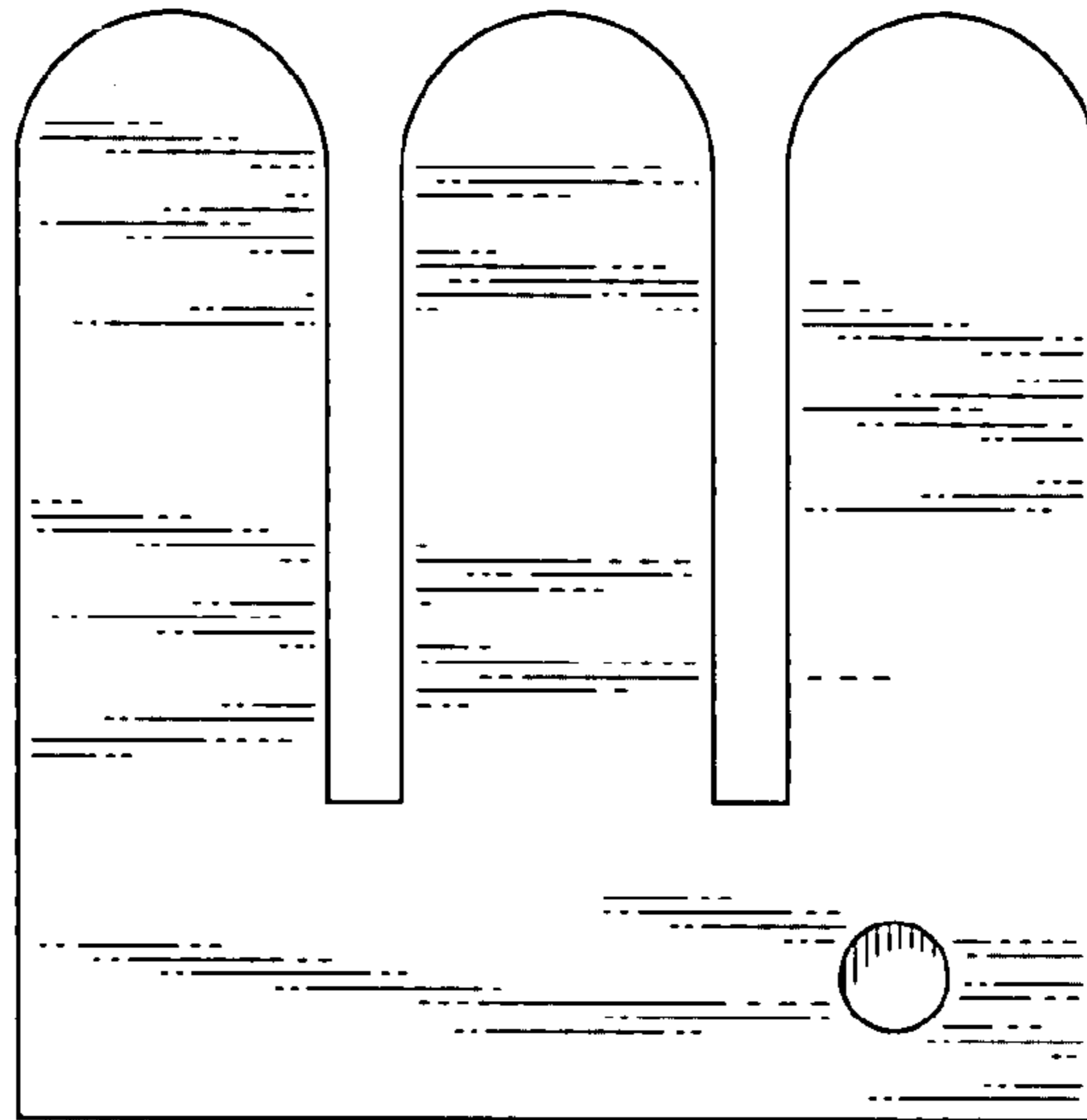


FIG. 6

