



US00D584773S

(12) **United States Design Patent**
Farnworth et al.

(10) **Patent No.:** **US D584,773 S**

(45) **Date of Patent:** **** Jan. 13, 2009**

(54) **RETRACTABLE ERASER WITH BRISTLES**
(75) Inventors: **Stuart David Farnworth**, Westport, CT
(US); **Jonathan A. Lee**, Milford, CT
(US); **Lee Webb**, West Haven, CT (US)

(73) Assignee: **Acme United Corporation**, Fairfield,
CT (US)

(**) Term: **14 Years**

(21) Appl. No.: **29/291,611**

(22) Filed: **Sep. 6, 2007**

(51) **LOC (9) Cl.** **19-06**

(52) **U.S. Cl.** **D19/53**

(58) **Field of Classification Search** D4/116,
D4/120, 121, 132; D8/90; D19/35, 36, 53;
15/105.51, 105.52, 184, 424-434; 132/313,
132/317; 401/19, 49, 52, 86, 88, 129
See application file for complete search history.

(56) **References Cited**

U.S. PATENT DOCUMENTS

67,787	A *	8/1867	Miles	15/105.52
578,289	A *	3/1897	Ekholm	15/105.52
1,018,288	A *	2/1912	Ylep	15/433
1,387,063	A *	8/1921	Matsugaki	15/184
1,440,770	A *	1/1923	Creath	15/184
2,115,806	A *	5/1938	Frederick	15/433
2,187,894	A *	1/1940	Saffold	15/433
2,207,296	A *	7/1940	Lee	15/433
D141,531	S *	6/1945	Williams	D19/53

2,619,937	A *	12/1952	Kostka	401/83
2,652,029	A *	9/1953	Metelf	15/433
2,674,001	A *	4/1954	Abrams et al.	15/184
5,333,343	A *	8/1994	Nichols et al.	15/106
D425,121	S *	5/2000	Bardet	D19/53
D568,050	S *	5/2008	Huang	D4/120
2004/0221408	A1 *	11/2004	Nagorski	15/105
2007/0124882	A1 *	6/2007	Lee	15/184
2007/0157407	A1 *	7/2007	Lin	15/184

FOREIGN PATENT DOCUMENTS

WO DM/066930 * 6/2005

* cited by examiner

Primary Examiner—Elizabeth A Albert

(74) *Attorney, Agent, or Firm*—Alix, Yale & Ristas, LLP

(57) **CLAIM**

The ornamental design for a retractable eraser with bristles, as shown and described.

DESCRIPTION

FIG. 1 is a front perspective view of the retractable eraser with bristles showing our new design;

FIG. 2 is an enlarged front view thereof;

FIG. 3 is an enlarged rear view thereof;

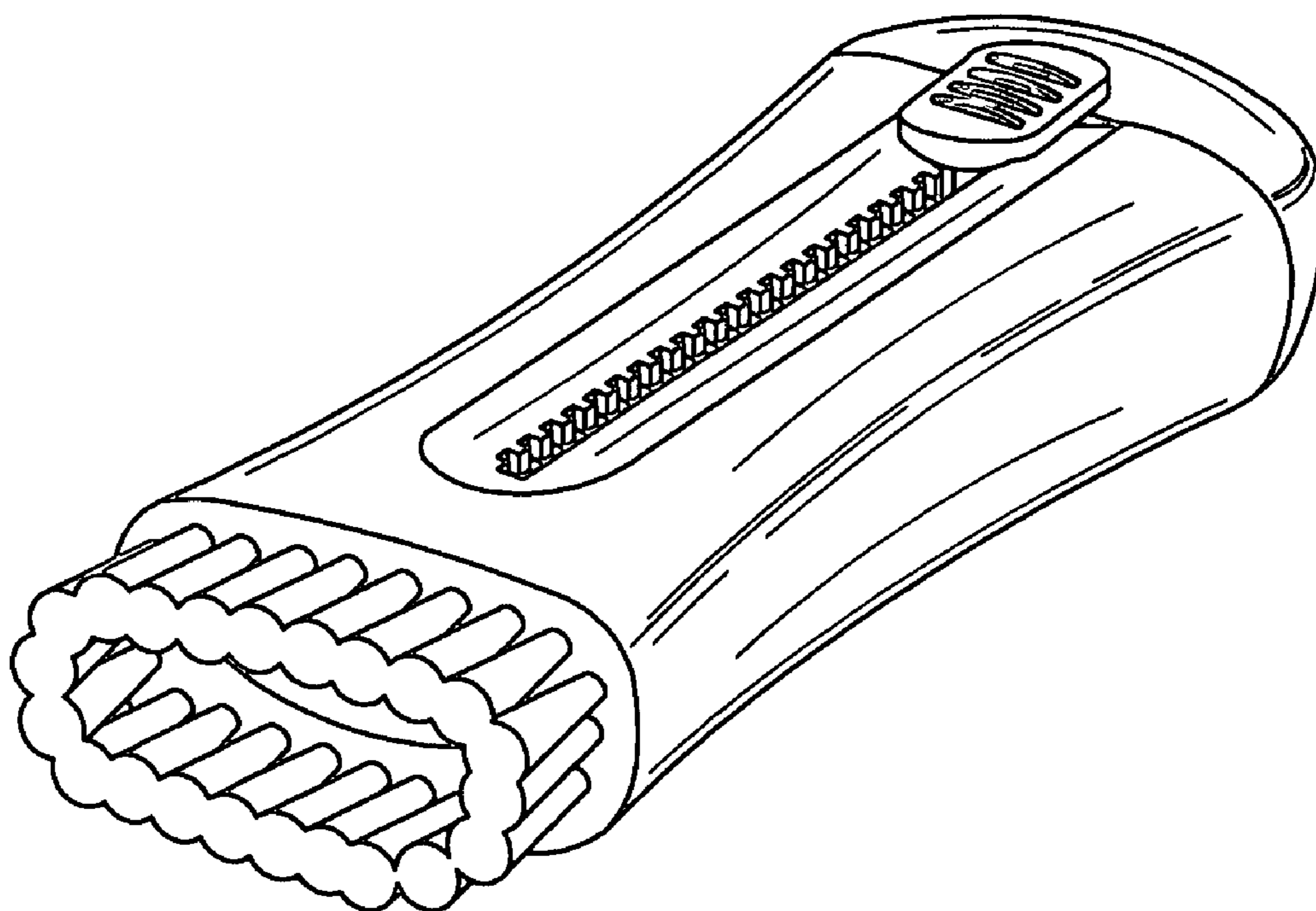
FIG. 4 is a right side view thereof;

FIG. 5 is a left side view thereof;

FIG. 6 is a top plan view thereof; and,

FIG. 7 is a bottom plan view thereof.

1 Claim, 5 Drawing Sheets



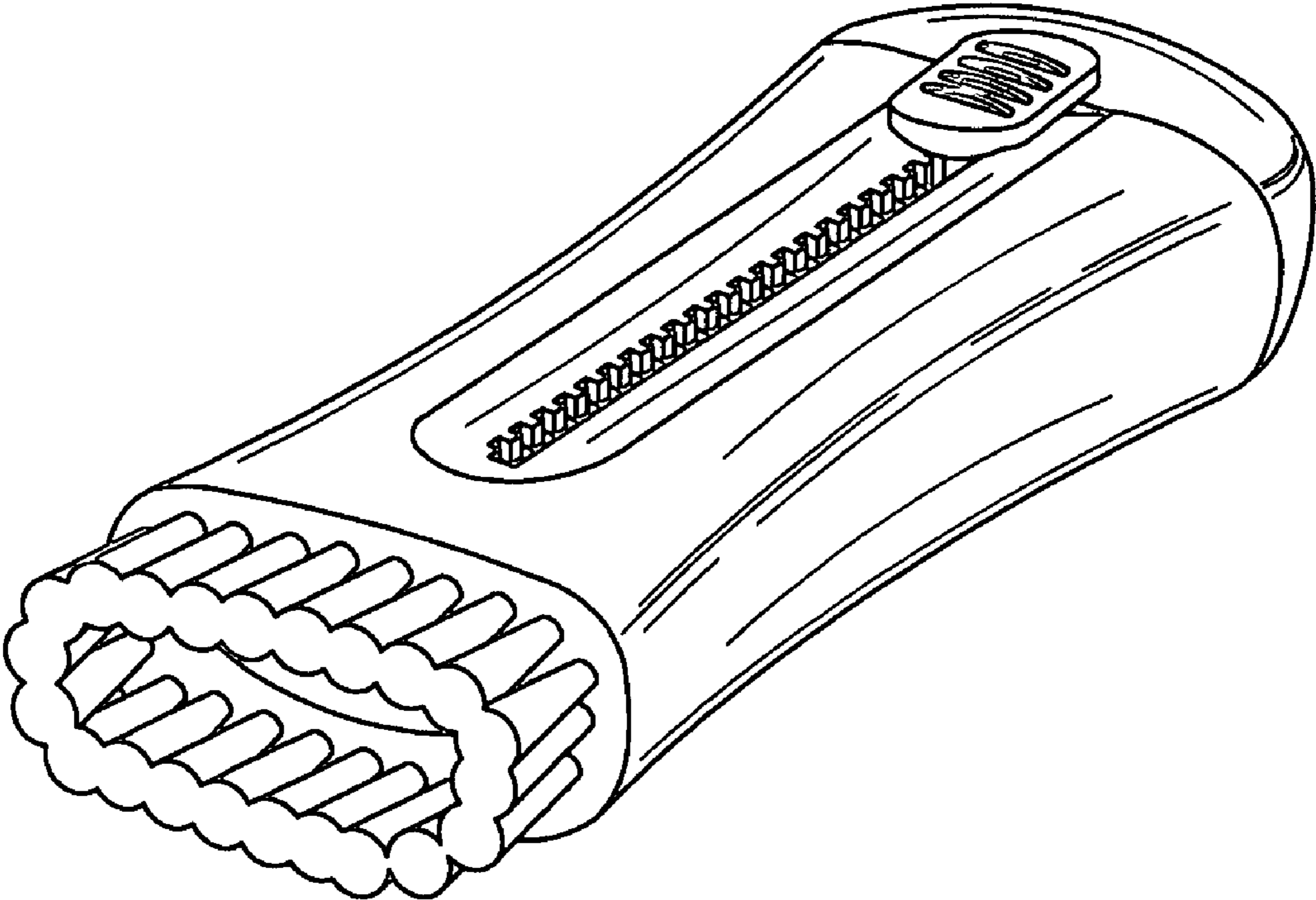


FIG. 1




FIG. 2




FIG. 3

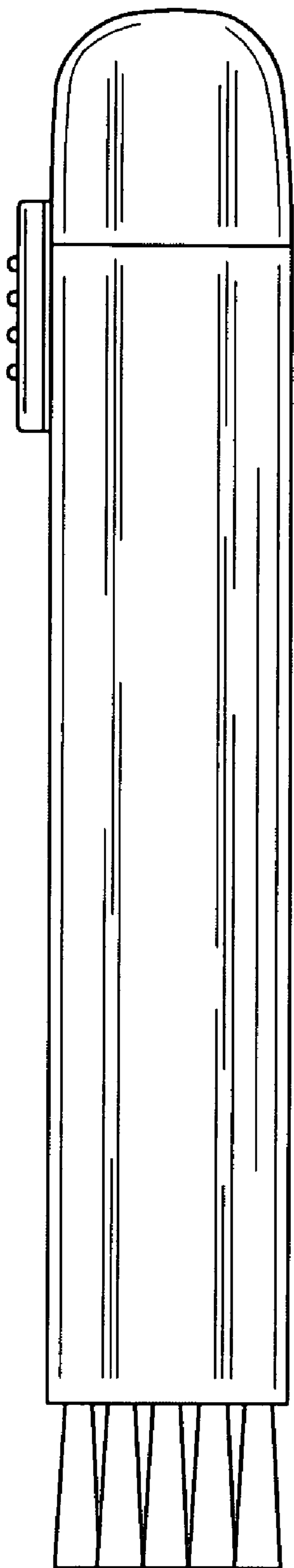


FIG. 4

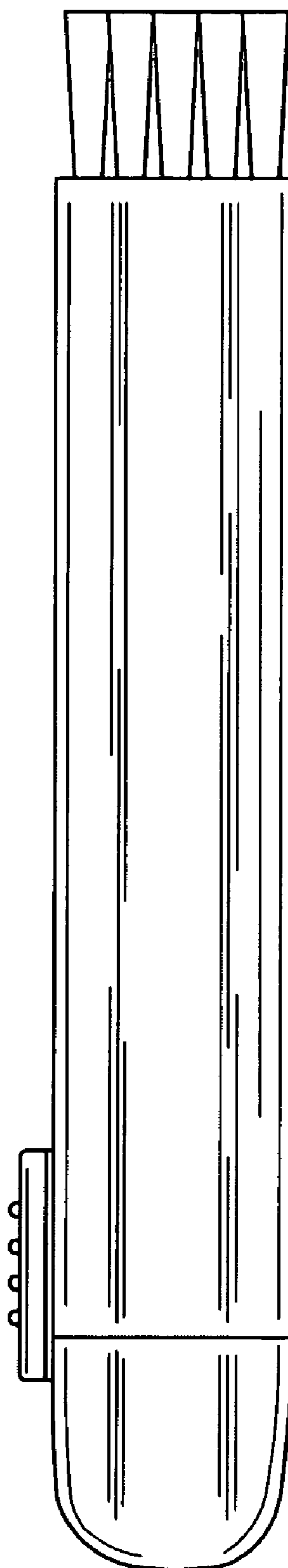


FIG. 5

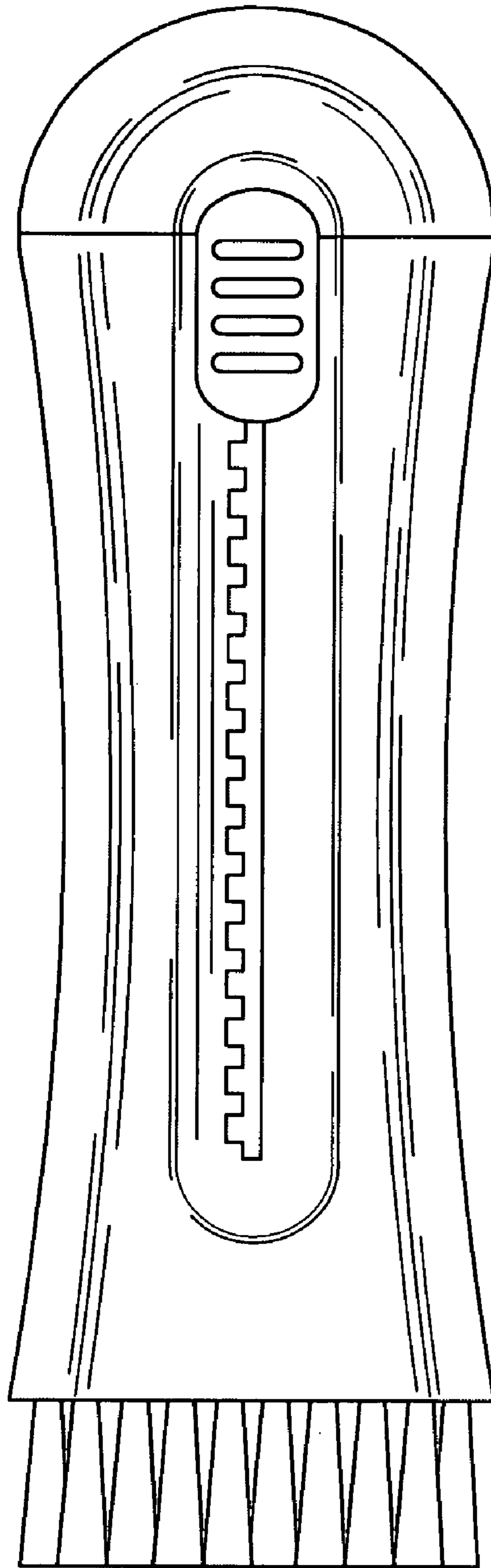


FIG. 6

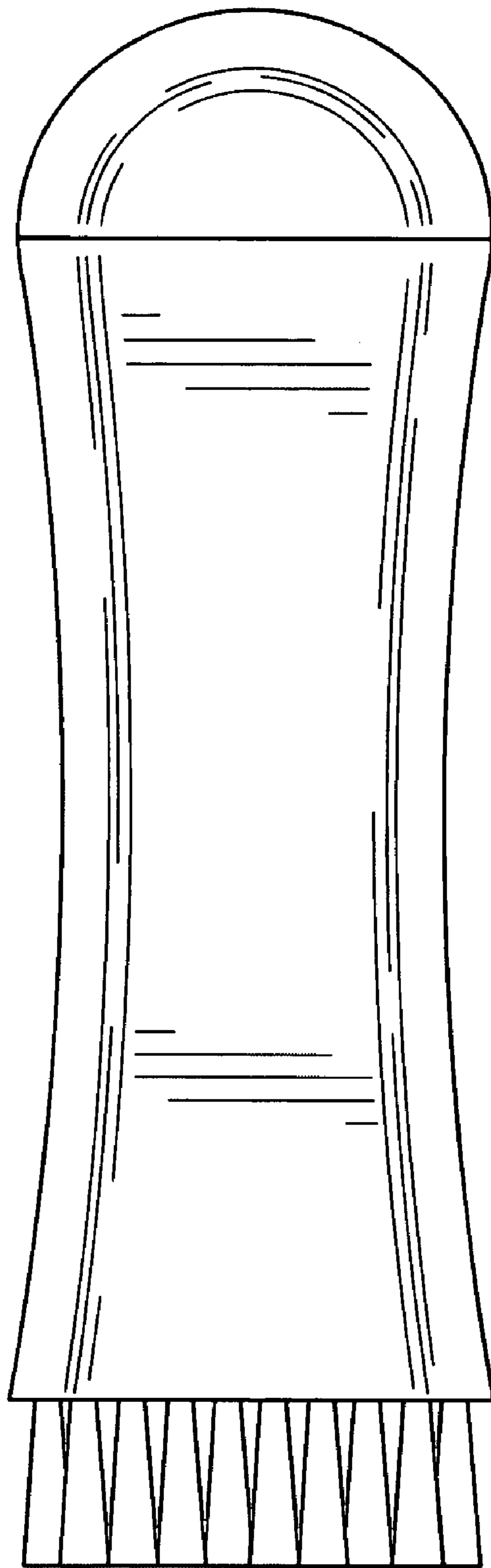


FIG. 7