



US00D584771S

(12) **United States Design Patent**
Gerules et al.

(10) **Patent No.:** **US D584,771 S**
(45) **Date of Patent:** **** Jan. 13, 2009**

(54) **MARKER**

(76) Inventors: **Matthew Gerules**, 500 W. Superior St.,
Chicago, IL (US) 60610; **Galina Treyer**,
2432 Oak Ave., Northbrook, IL (US)
60062

(**) Term: **14 Years**

(21) Appl. No.: **29/284,151**

(22) Filed: **Aug. 31, 2007**

(51) **LOC (9) Cl.** **19-06**

(52) **U.S. Cl.** **D19/41**

(58) **Field of Classification Search** D19/35,
D19/36, 41–51, 53–57; 24/11 F, 11 P, 11 R;
401/52, 99, 100, 104–109, 192, 195, 196
See application file for complete search history.

(56) **References Cited**

U.S. PATENT DOCUMENTS

D406,276 S *	3/1999	Alvarado et al.	D19/36
D408,853 S *	4/1999	Hornsby et al.	D19/36
D436,126 S *	1/2001	Rosenbaum	D19/36
D471,586 S *	3/2003	Geiselhart et al.	D19/36
D472,578 S *	4/2003	Plantz et al.	D19/51
D477,362 S *	7/2003	Belton et al.	D19/43
D489,455 S *	5/2004	Mork	D24/142
D504,151 S *	4/2005	Furlong	D19/43
D508,079 S *	8/2005	Qiu	D19/43
6,932,531 B2 *	8/2005	Marschand et al.	401/202
D530,746 S	10/2006	Gerules	D19/45
D540,382 S *	4/2007	Qiu	D19/43
D541,339 S *	4/2007	Qiu	D19/43
7,350,995 B1 *	4/2008	Rhodes	401/52
7,350,996 B2 *	4/2008	Bielecki et al.	401/108
D569,428 S *	5/2008	Qiu	D19/43

FOREIGN PATENT DOCUMENTS

EM 000880331-0001 * 2/2008

OTHER PUBLICATIONS

Photograph of an Expo marker publicly available prior to Aug. 31, 2007.

Photograph of a Foray marker publicly available prior to Aug. 31, 2007.

Photograph of an Avery marker publicly available prior to Aug. 31, 2007.

Photograph of an InnoDesk marker publicly available prior to Aug. 31, 2007.

* cited by examiner

Primary Examiner—Elizabeth A Albert

(74) *Attorney, Agent, or Firm*—Marshall Gerstein & Borun LLP

(57) **CLAIM**

The ornamental design for a marker, as shown and described.

DESCRIPTION

FIG. 1 is a perspective view showing our new design for a marker;

FIG. 2 is a front view of the marker of FIG. 1;

FIG. 3 is a right side view of the marker of FIG. 1;

FIG. 4 is a rear view of the marker of FIG. 1;

FIG. 5 is a left side view of the marker of FIG. 1;

FIG. 6 is a top plan view of the marker of FIG. 1;

FIG. 7 is a bottom plan view of the marker of FIG. 1.

FIG. 8 is a perspective view of a second embodiment of the marker of FIG. 1;

FIG. 9 is a front view of the marker of FIG. 8;

FIG. 10 is a right side view of the marker of FIG. 8;

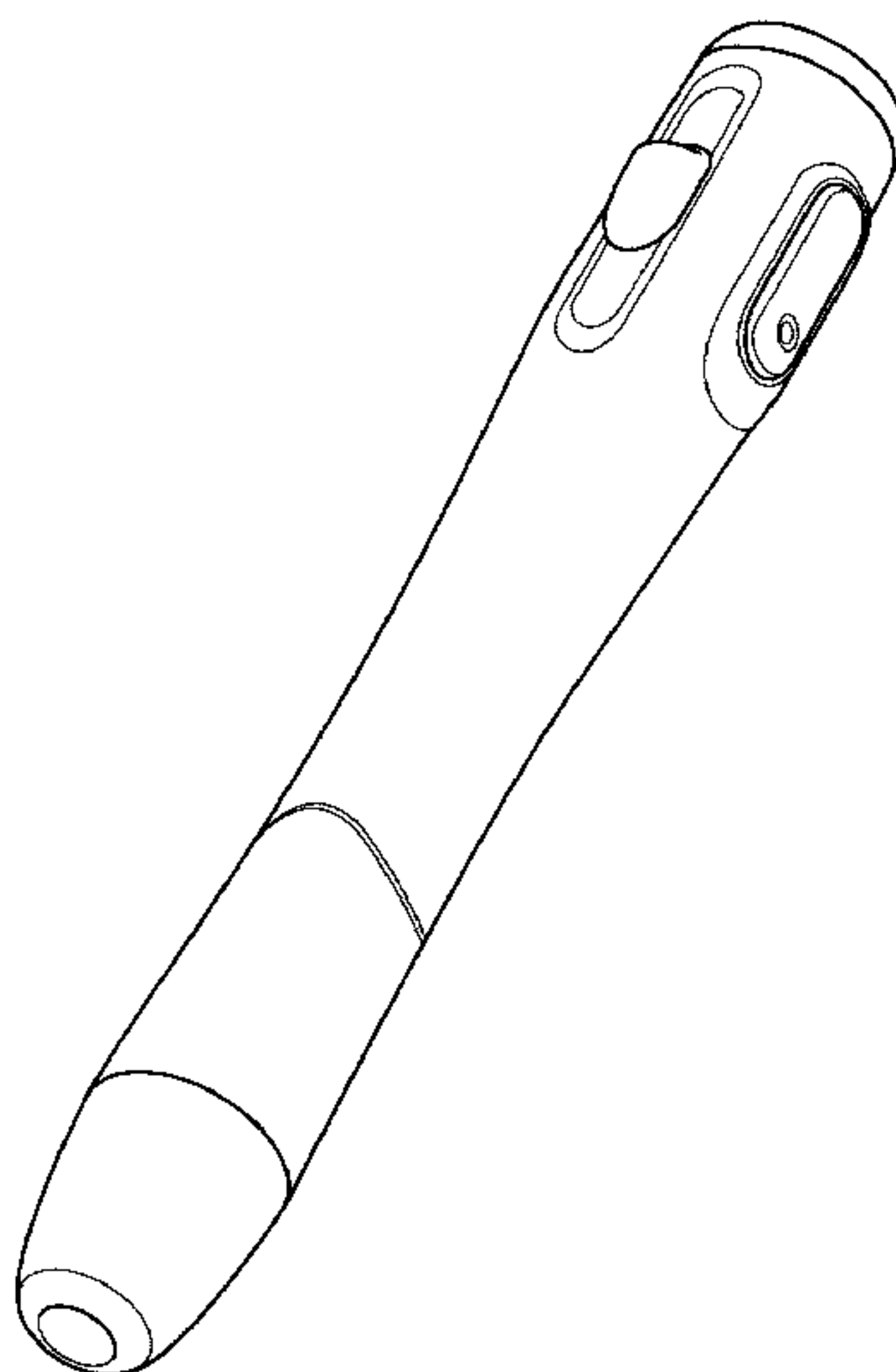
FIG. 11 is a rear view of the marker of FIG. 8;

FIG. 12 is a left side view of the marker of FIG. 8;

FIG. 13 is a top plan view of the marker of FIG. 8; and,

FIG. 14 is a bottom plan view of the marker of FIG. 8.

1 Claim, 4 Drawing Sheets



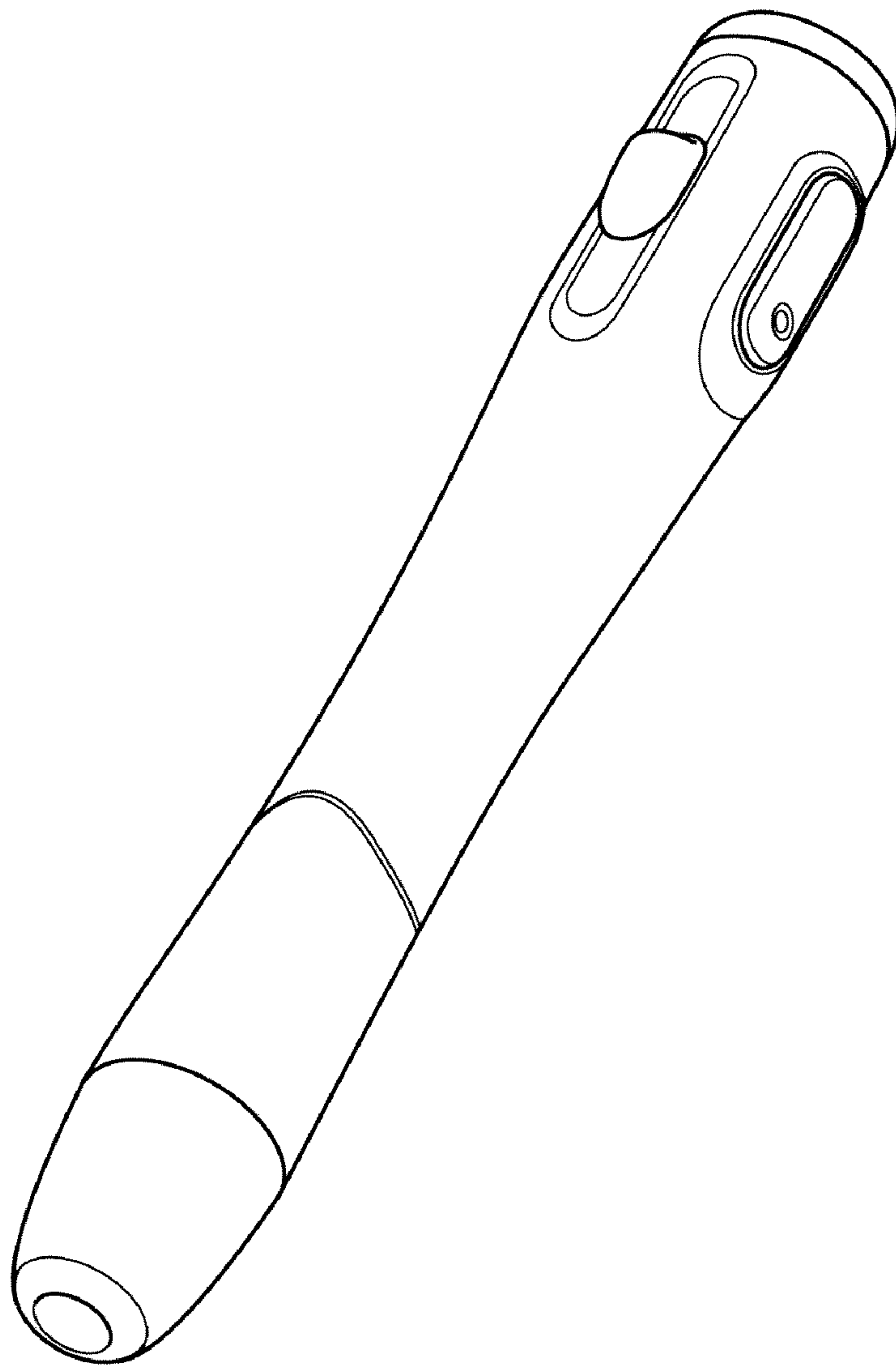


FIG. 1




FIG. 2




FIG. 3




FIG. 4




FIG. 5

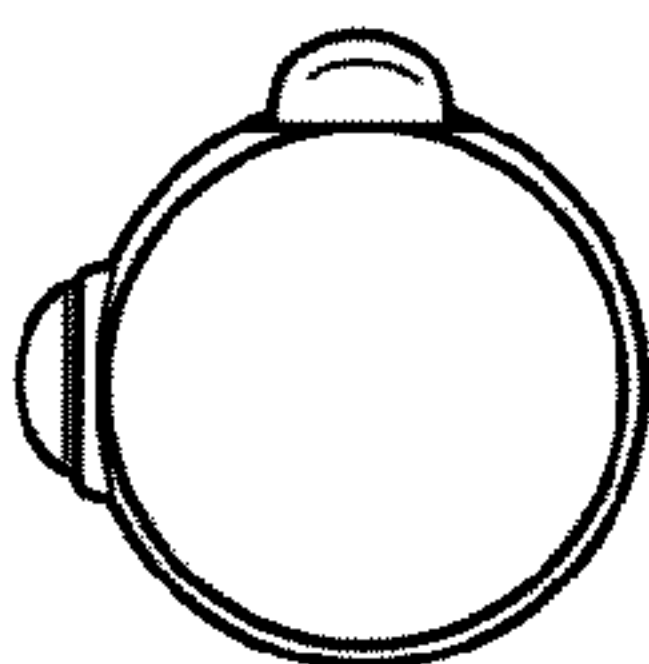


FIG. 6

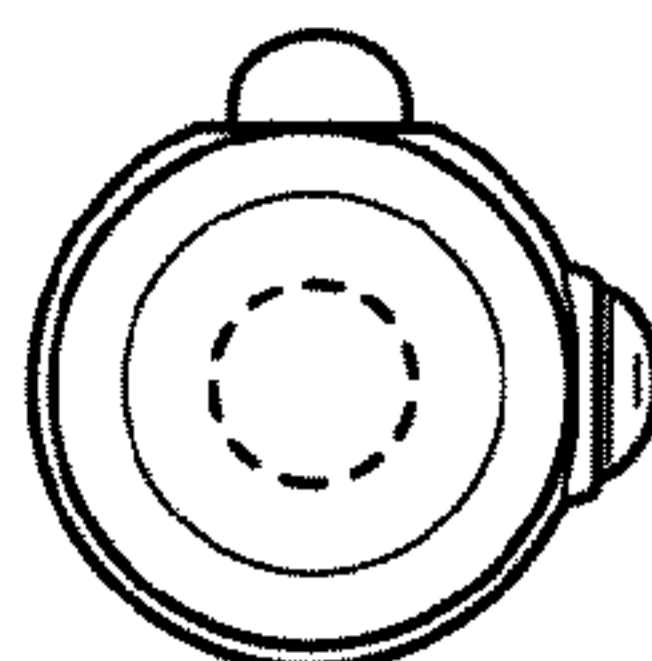


FIG. 7

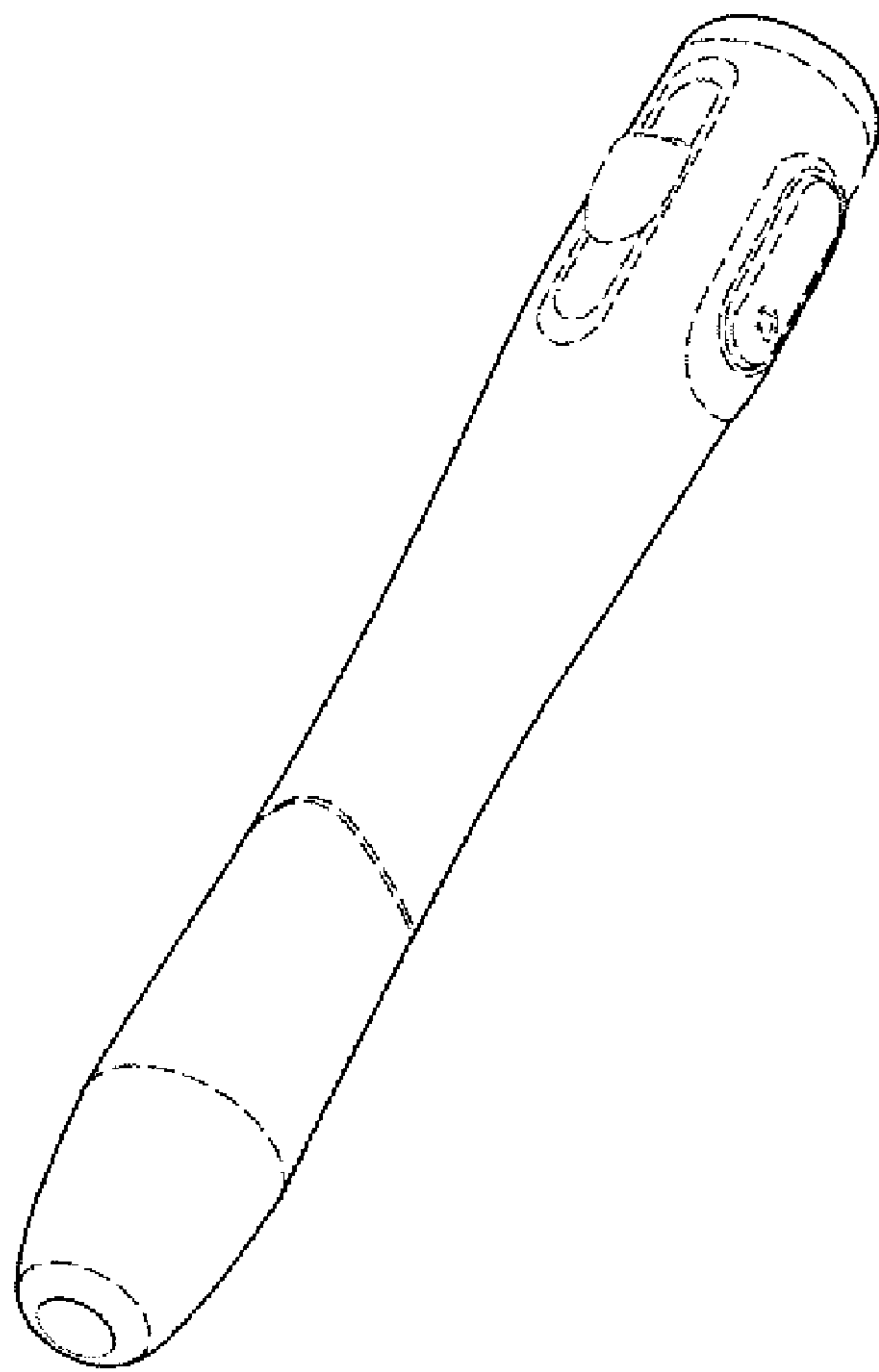


FIG. 8




FIG. 9




FIG. 10




FIG. 11




FIG. 12

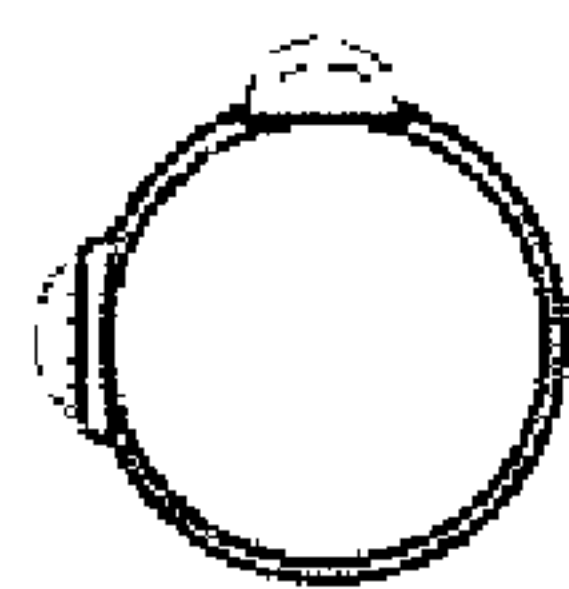


FIG. 13

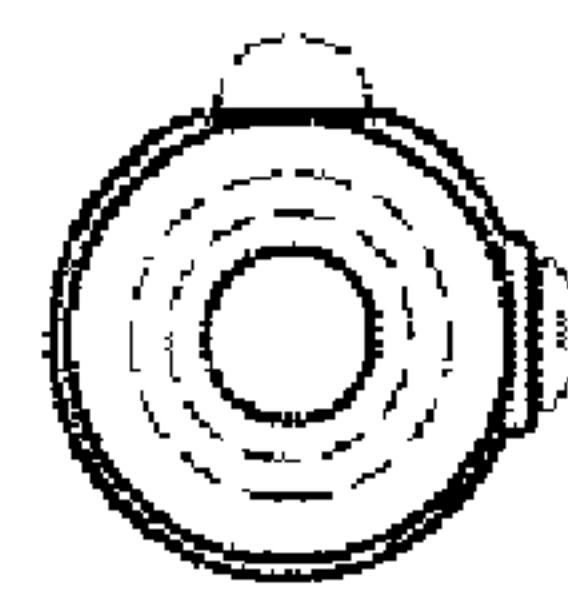


FIG. 14

UNITED STATES PATENT AND TRADEMARK OFFICE
CERTIFICATE OF CORRECTION

PATENT NO. : Des. 584,771 S
APPLICATION NO. : 29/284151
DATED : January 13, 2009
INVENTOR(S) : Gerules et al.

Page 1 of 1


It is certified that error appears in the above-identified patent and that said Letters Patent is hereby corrected as shown below:

On the title page, in the Description delete lines 9-16, beginning with the description of Fig. 8-- Fig. 14.

In the drawings delete sheets 3 of 4 and 4 of 4, consisting of Figs. 8-14.

Signed and Sealed this

First Day of December, 2009

A handwritten signature in black ink that reads "David J. Kappos". The signature is written in a cursive, flowing style.

David J. Kappos
Director of the United States Patent and Trademark Office

UNITED STATES PATENT AND TRADEMARK OFFICE
CERTIFICATE OF CORRECTION

PATENT NO. : Des. 584,771 S
APPLICATION NO. : 29/284151
DATED : January 13, 2009
INVENTOR(S) : Gerules et al.

Page 1 of 4

It is certified that error appears in the above-identified patent and that said Letters Patent is hereby corrected as shown below:

Delete the title page and substitute therefore the attached title page showing the corrected number of Drawing Sheets.


On the title page, in the Description delete lines 9-16, beginning with the description of Fig. 8-Fig. 14.

Delete Drawing Sheets 1-4 and substitute therefore the attached Drawing Sheets 1 and 2 consisting of Figs. 1-7.

This certificate supersedes the Certificate of Correction issued December 1, 2009.

Signed and Sealed this

Twenty-second Day of December, 2009

A handwritten signature in black ink that reads "David J. Kappos". The signature is written in a cursive, flowing style with a large initial 'D' and a stylized 'K'.

David J. Kappos
Director of the United States Patent and Trademark Office

(12) **United States Design Patent**
Gerules et al.

(10) **Patent No.:** **US D584,771 S**
(45) **Date of Patent:** **** Jan. 13, 2009**

(54) **MARKER**

(76) **Inventors:** **Matthew Gerules**, 500 W. Superior St.,
Chicago, IL (US) 60610; **Galina Treyer**,
2432 Oak Ave., Northbrook, IL (US)
60062

(**) **Term:** **14 Years**

(21) **Appl. No.:** **29/284,151**

(22) **Filed:** **Aug. 31, 2007**

(51) **LOC (9) Cl.** **19-06**

(52) **U.S. Cl.** **D19/41**

(58) **Field of Classification Search** D19/35,
D19/36, 41-51, 53-57; 24/11 F, 11 P, 11 R;
401/52, 99, 100, 104-109, 192, 195, 196
See application file for complete search history.

(56) **References Cited**

U.S. PATENT DOCUMENTS

D406,276	S *	3/1999	Alvarado et al.	D19/36
D408,853	S *	4/1999	Hornsby et al.	D19/36
D436,126	S *	1/2001	Rosenbaum	D19/36
D471,586	S *	3/2003	Geiselhart et al.	D19/36
D472,578	S *	4/2003	Plantz et al.	D19/51
D477,362	S *	7/2003	Belton et al.	D19/43
D489,455	S *	5/2004	Mork	D24/142
D504,151	S *	4/2005	Furlong	D19/43
D508,079	S *	8/2005	Qiu	D19/43
6,932,531	B2 *	8/2005	Marschand et al.	401/202
D530,746	S	10/2006	Gerules	D19/45
D540,382	S *	4/2007	Qiu	D19/43
D541,339	S *	4/2007	Qiu	D19/43
7,350,995	B1 *	4/2008	Rhodes	401/52
7,350,996	B2 *	4/2008	Bielecki et al.	401/108
D569,428	S *	5/2008	Qiu	D19/43

FOREIGN PATENT DOCUMENTS

EM 000880331-0001 * 2/2008

OTHER PUBLICATIONS

Photograph of an Expo marker publicly available prior to Aug. 31, 2007.

Photograph of a Foray marker publicly available prior to Aug. 31, 2007.

Photograph of an Avery marker publicly available prior to Aug. 31, 2007.

Photograph of an InnoDesk marker publicly available prior to Aug. 31, 2007.

* cited by examiner

Primary Examiner—Elizabeth A. Albert

(74) *Attorney, Agent, or Firm*—Marshall Gerstein & Borun LLP

(57) **CLAIM**

The ornamental design for a marker, as shown and described.

DESCRIPTION

FIG. 1 is a perspective view showing our new design for a marker;

FIG. 2 is a front view of the marker of FIG. 1;

FIG. 3 is a right side view of the marker of FIG. 1;

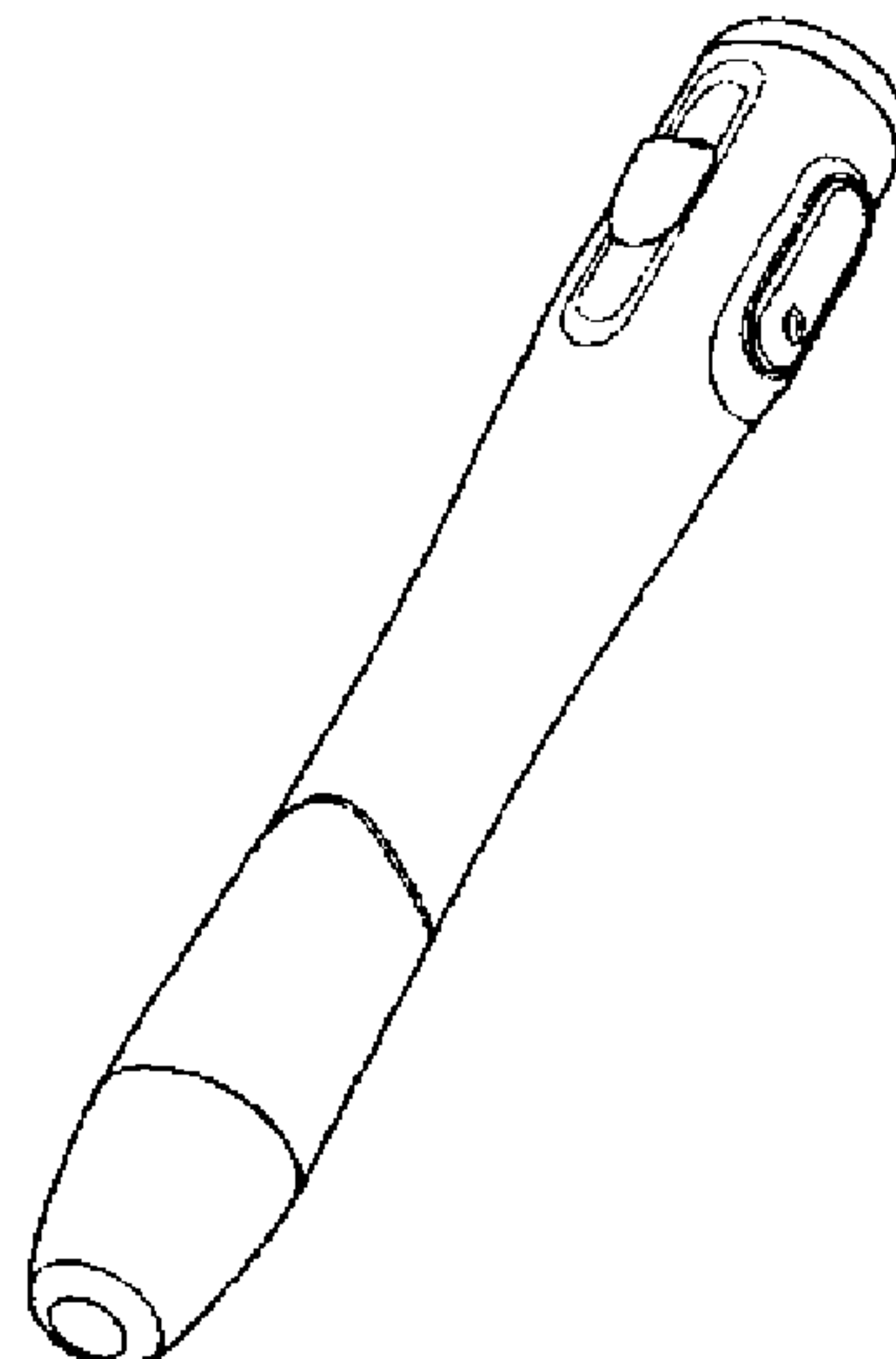
FIG. 4 is a rear view of the marker of FIG. 1;

FIG. 5 is a left side view of the marker of FIG. 1;

FIG. 6 is a top plan view of the marker of FIG. 1;

FIG. 7 is a bottom plan view of the marker of FIG. 1.

1 Claim, 2 Drawing Sheets



U.S. Patent

Jan. 13, 2009

Sheet 1 of 2

D584,771 S

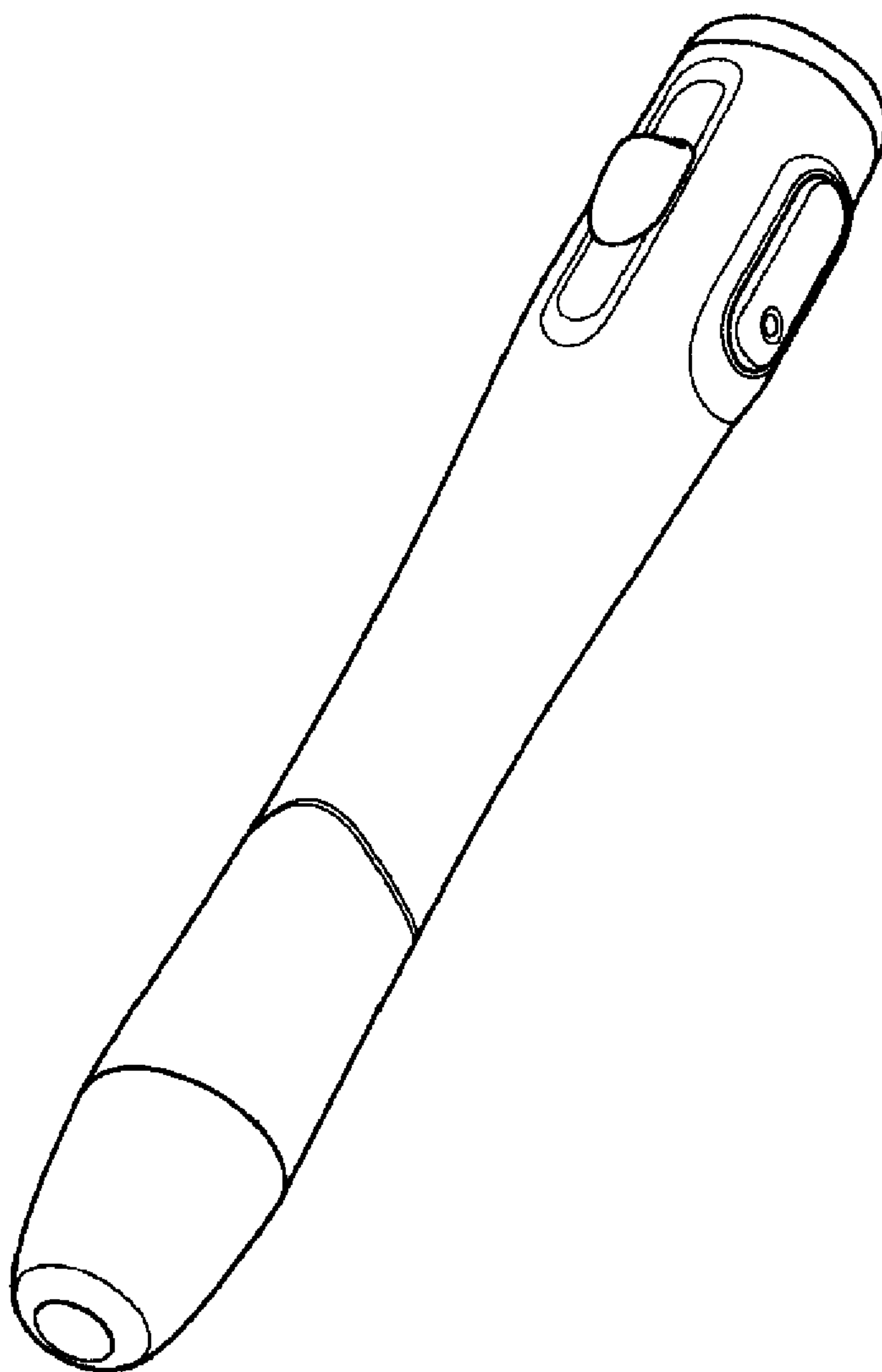


FIG. 1

U.S. Patent

Jan. 13, 2009

Sheet 2 of 2

D584,771 S

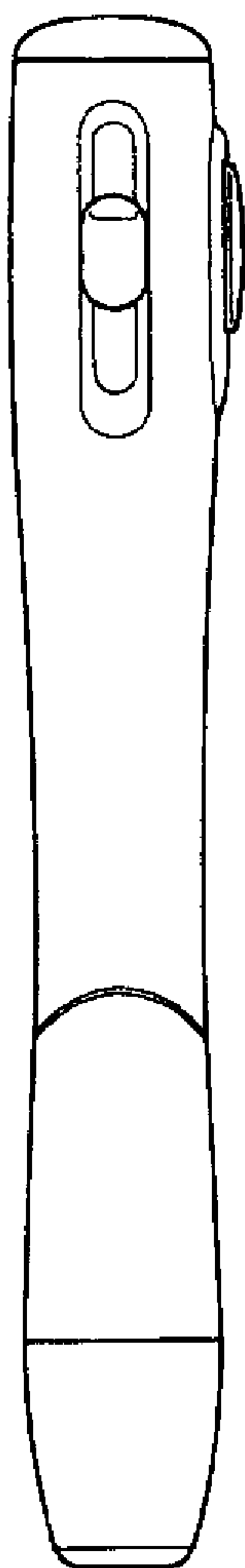


FIG. 2

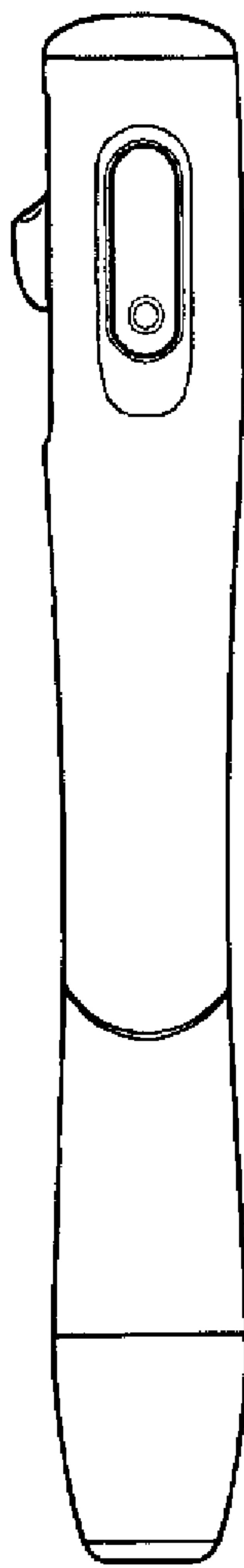


FIG. 3

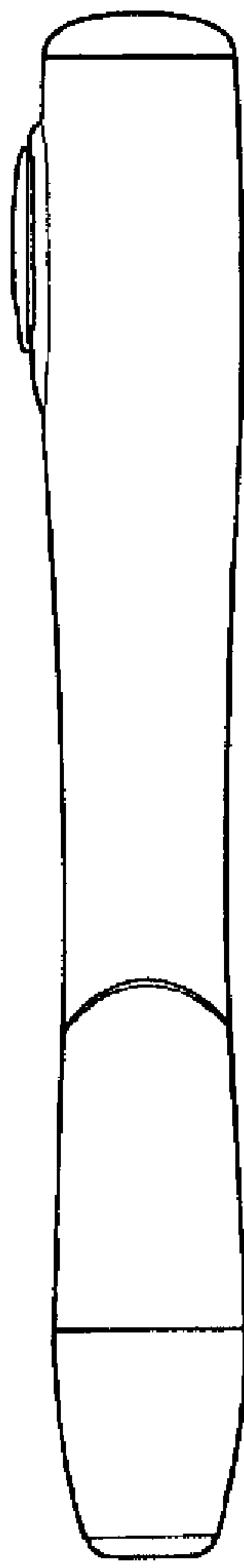


FIG. 4

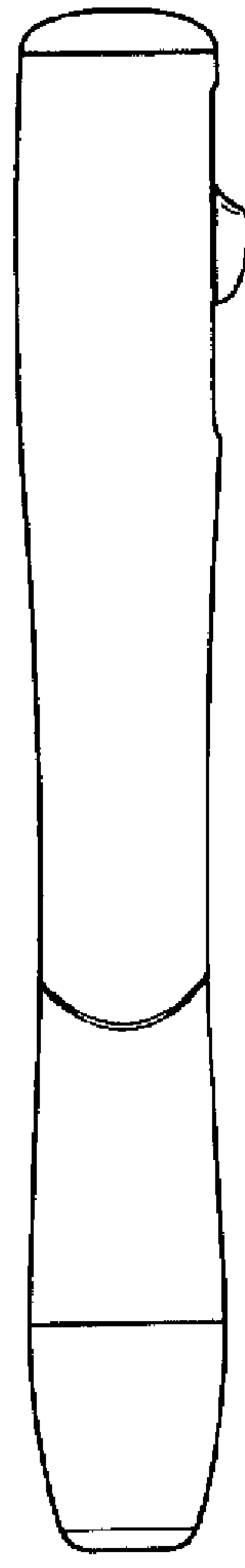


FIG. 5

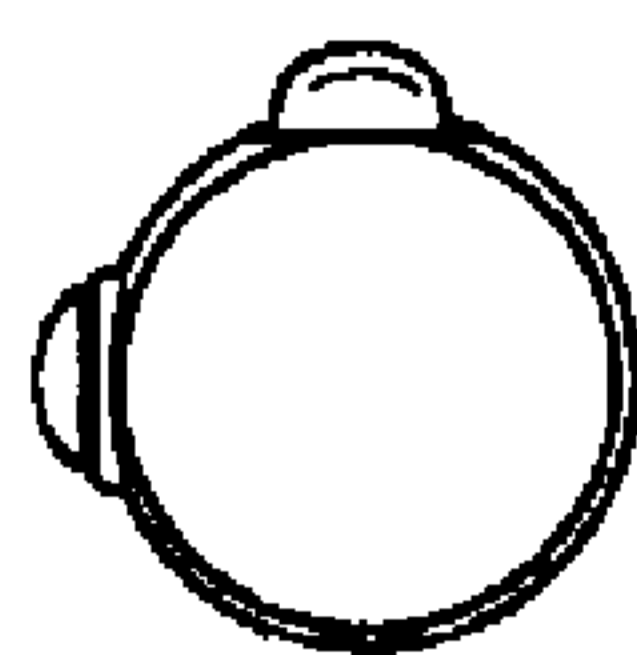


FIG. 6



FIG. 7