



US00D584762S

(12) **United States Design Patent**  
**Ono et al.**

(10) **Patent No.:** **US D584,762 S**  
(45) **Date of Patent:** **\*\* Jan. 13, 2009**

(54) **ELECTRONIC CALCULATOR**

6,874,005 B2 \* 3/2005 Fortenberry et al. .... 708/130  
D536,365 S \* 2/2007 Ono et al. .... D18/7  
D560,712 S \* 1/2008 de Brebisson .... D18/7

(75) Inventors: **Junichi Ono**, Higashikurume (JP);  
**Makoto Matsuda**, Tokyo (JP); **Shuji**  
**Shibuki**, Mitaka (JP)

\* cited by examiner

(73) Assignee: **Casio Computer Company Co., Ltd.**,  
Tokyo (JP)

*Primary Examiner*—Caron Veynar  
*Assistant Examiner*—Garth Rademaker  
(74) *Attorney, Agent, or Firm*—Frishauf, Holtz, Goodman &  
Chick, P.C.

(\*\*) Term: **14 Years**

(21) Appl. No.: **29/294,215**

(57) **CLAIM**

(22) Filed: **Dec. 28, 2007**

The ornamental design for an electronic calculator, as shown  
and described.

(51) **LOC (9) Cl.** ..... **18-01**

(52) **U.S. Cl.** ..... **D18/7**

(58) **Field of Classification Search** ..... D14/191,  
D14/218, 314–347, 383, 387, 388; D18/1,  
D18/2, 4.4, 4.5, 6–12, 12.1, 12.2, 12.3; D21/512;  
235/58 R, 59 A, 59 BC, 59 BD, 59 BE, 59 BF,  
235/59 BG, 59 BH, 59 CP, 59 T, 59 TP, 61 R;  
708/100, 105, 130

See application file for complete search history.

**DESCRIPTION**

FIG. 1 is a front, right side, top perspective view of an elec-  
tronic calculator showing our new design;  
FIG. 2 is a front elevational view thereof;  
FIG. 3 is a rear elevational view thereof;  
FIG. 4 is a left side view thereof;  
FIG. 5 is a right side view thereof;  
FIG. 6 is a top plan view thereof; and,  
FIG. 7 is a bottom plan view thereof.

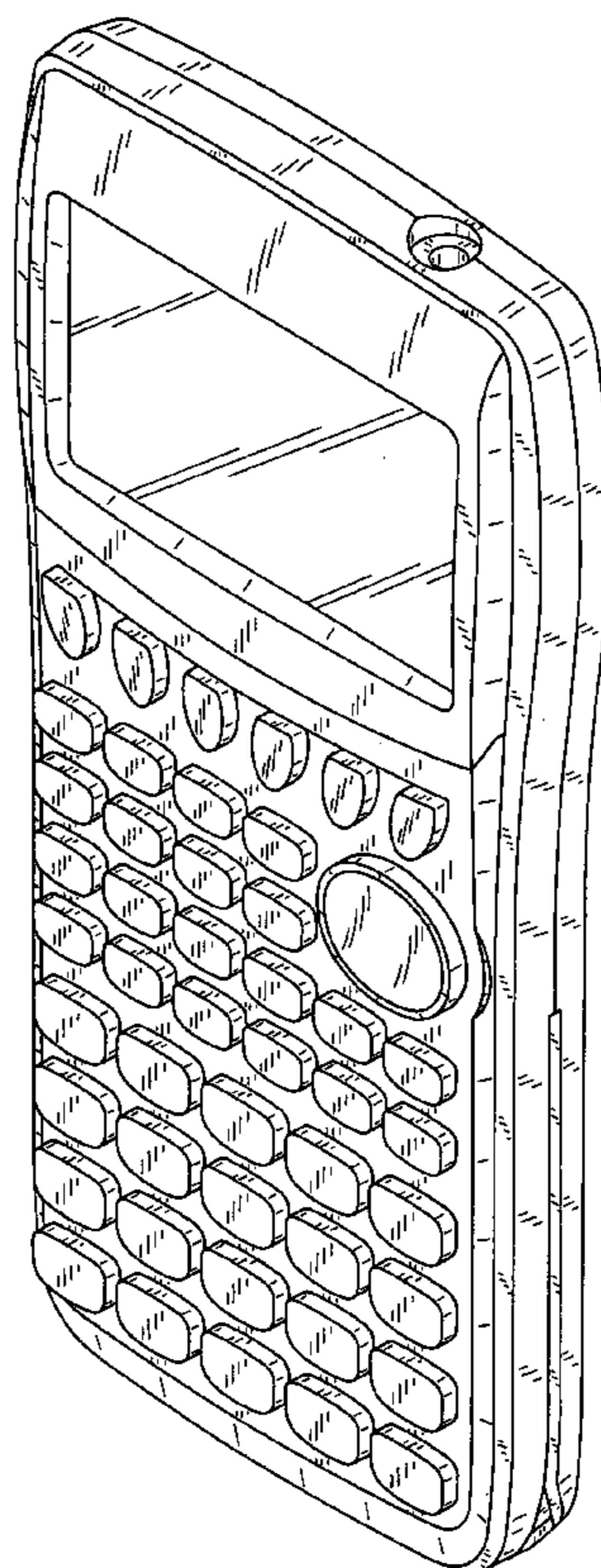
The broken lines depict environmental subject matter only  
and form no part of the claimed design.

(56) **References Cited**

**U.S. PATENT DOCUMENTS**

D305,765 S \* 1/1990 Davis et al. .... D14/191  
D307,032 S \* 4/1990 Sawada et al. .... D18/7  
D426,849 S \* 6/2000 Lee ..... D18/7  
D501,499 S \* 2/2005 Matsuda ..... D18/7

**1 Claim, 6 Drawing Sheets**



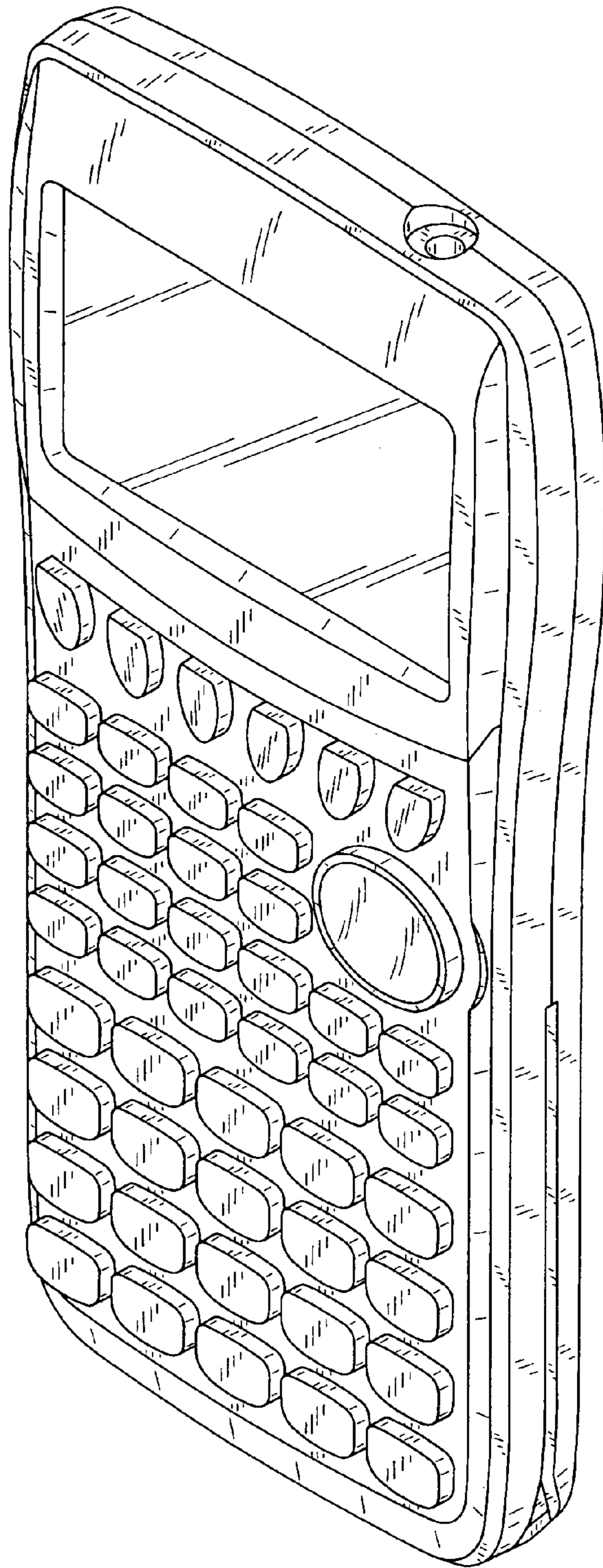


FIG. 1

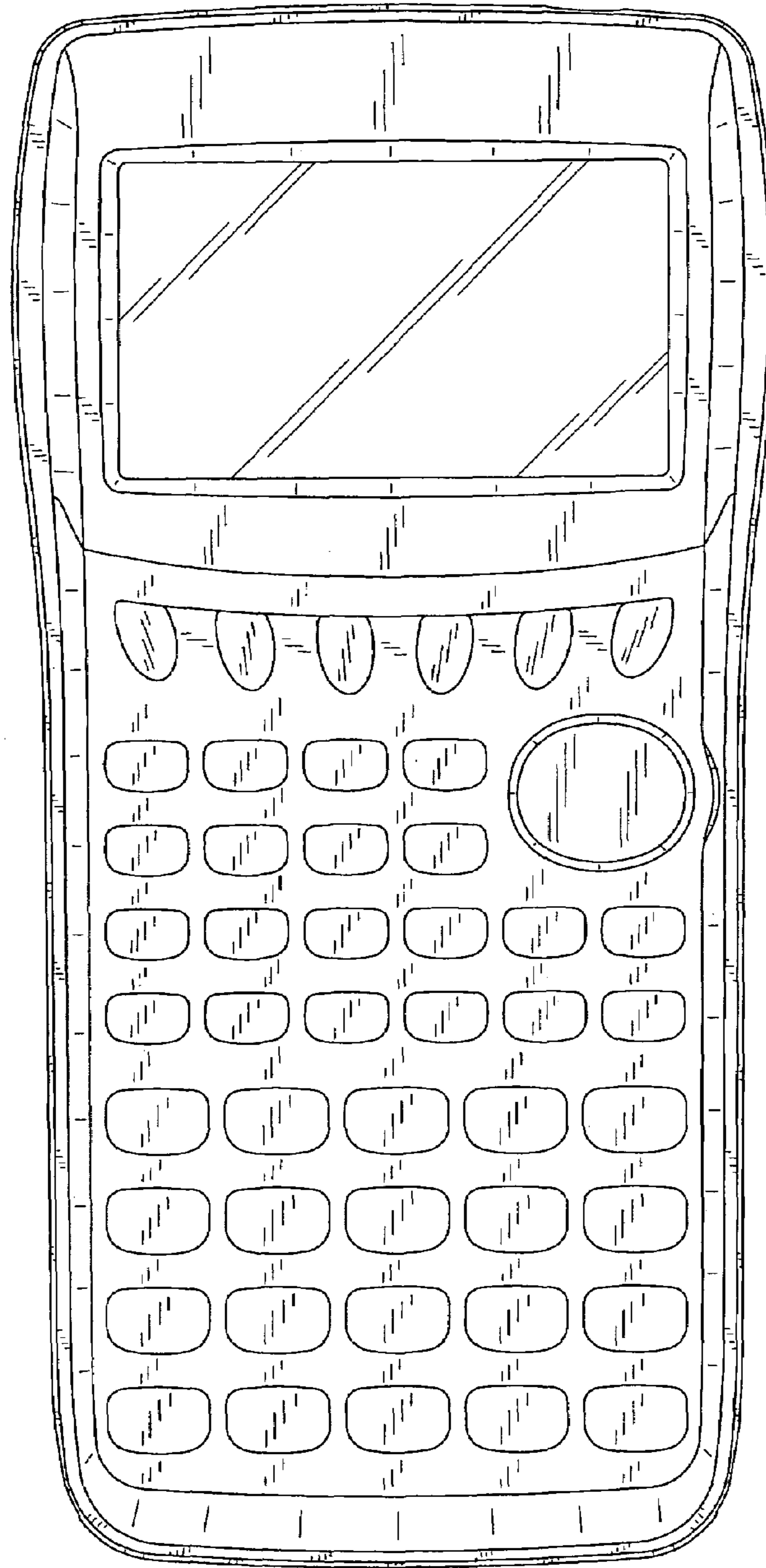


FIG. 2

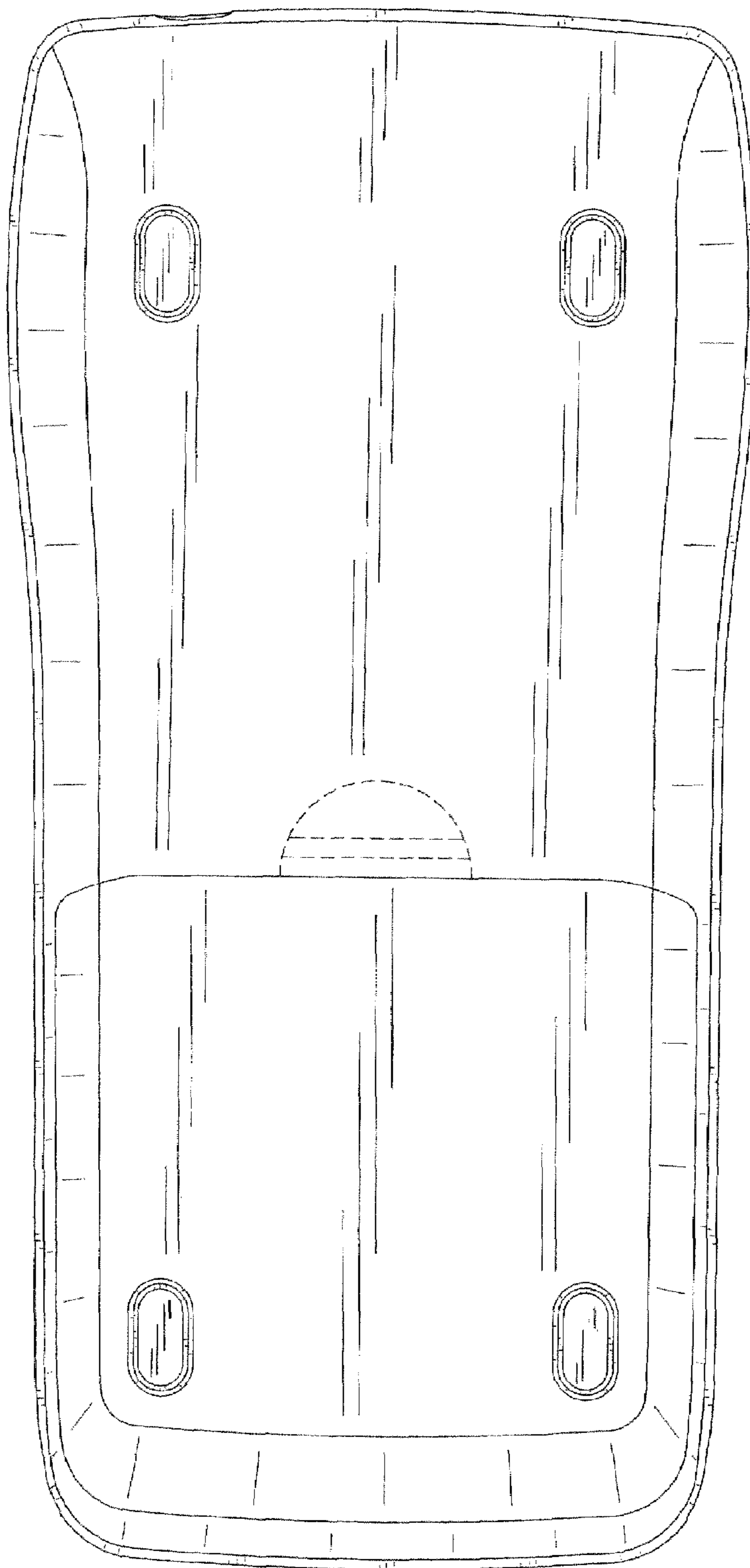


FIG. 3

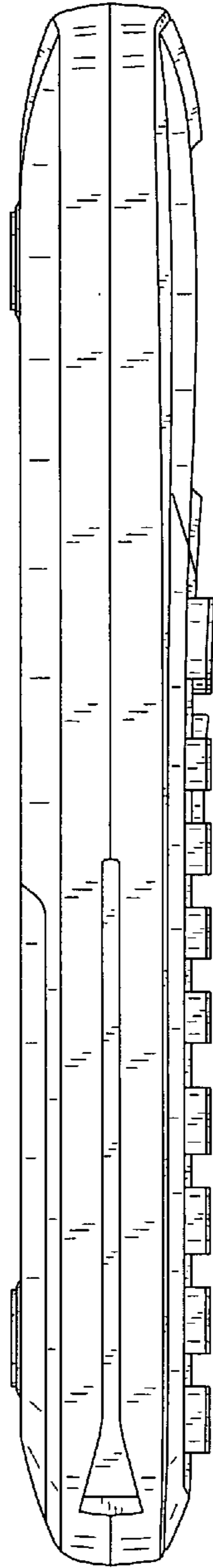


FIG. 4

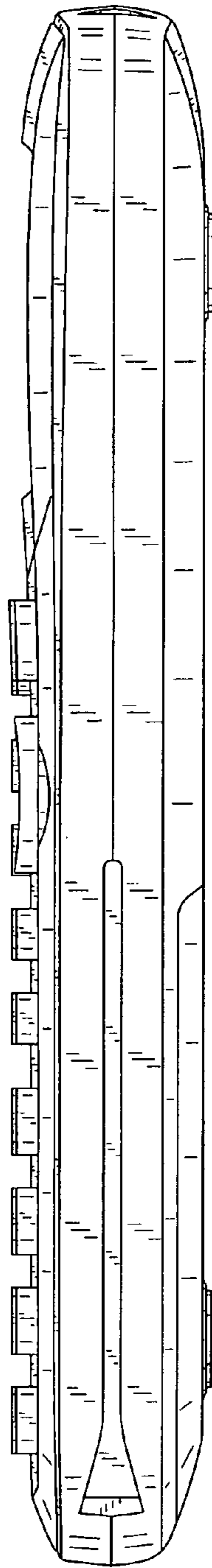

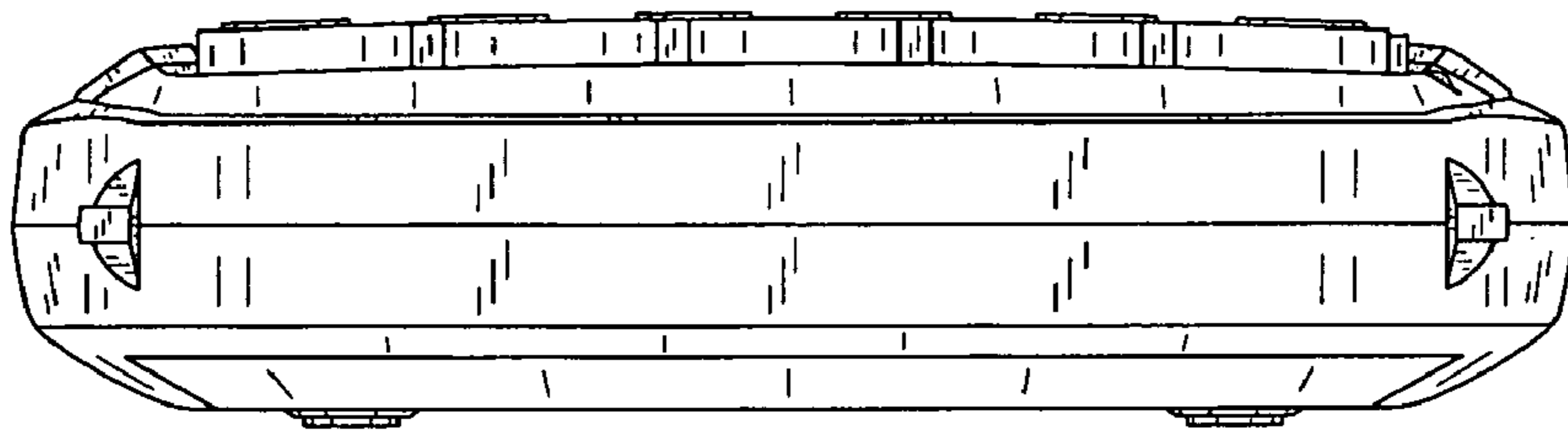


FIG. 5



**FIG. 6**



**FIG. 7**