



US00D584760S

(12) **United States Design Patent**
Friedman

(10) **Patent No.:** **US D584,760 S**
(45) **Date of Patent:** **** Jan. 13, 2009**

(54) **SUNGLASSES**

(75) Inventor: **Sidney Friedman**, Oceanside, NY (US)

(73) Assignee: **Opsales, Inc.**, Island Park, NY (US)

(**) Term: **14 Years**

(21) Appl. No.: **29/310,269**

(22) Filed: **Aug. 6, 2008**

(51) **LOC (9) Cl.** **16-06**

(52) **U.S. Cl.** **D16/326**

(58) **Field of Classification Search** D16/101,
D16/300-342; D29/109-110; D24/110.2;
351/41, 44, 51-52, 62, 158, 92, 103-123,
351/140, 153; 2/426-432, 447-449, 441,
2/434-437; D21/483, 659-661

See application file for complete search history.

(56) **References Cited**

U.S. PATENT DOCUMENTS

D192,884 S * 5/1962 Petitto D16/326
5,583,583 A * 12/1996 Wilson 351/41
D392,307 S * 3/1998 Wilson D16/326
D397,351 S * 8/1998 Simioni D16/326

D426,847 S * 6/2000 Simioni D16/326
D500,781 S * 1/2005 Mage D16/326
D534,942 S * 1/2007 Lynch D16/326
D561,810 S * 2/2008 Fox et al. D16/325

* cited by examiner

Primary Examiner—Raphael Barkai

(74) *Attorney, Agent, or Firm*—Robert L. Epstein; Epstein
Drangel Bazerman & James, LLP

(57) **CLAIM**

The ornamental design for sunglasses, substantially as shown
and described.

DESCRIPTION

FIG. 1 is a perspective view showing my design for sun-
glasses;

FIG. 2 is an elevation view showing the front of my design;

FIG. 3 is an elevation view of the rear of my design;

FIG. 4 is an elevation view of one side of my design, the other
side being the mirror image thereof;

FIG. 5 is an elevation view of the top of my design; and,

FIG. 6 is an elevation view of the bottom of my design.

1 Claim, 6 Drawing Sheets

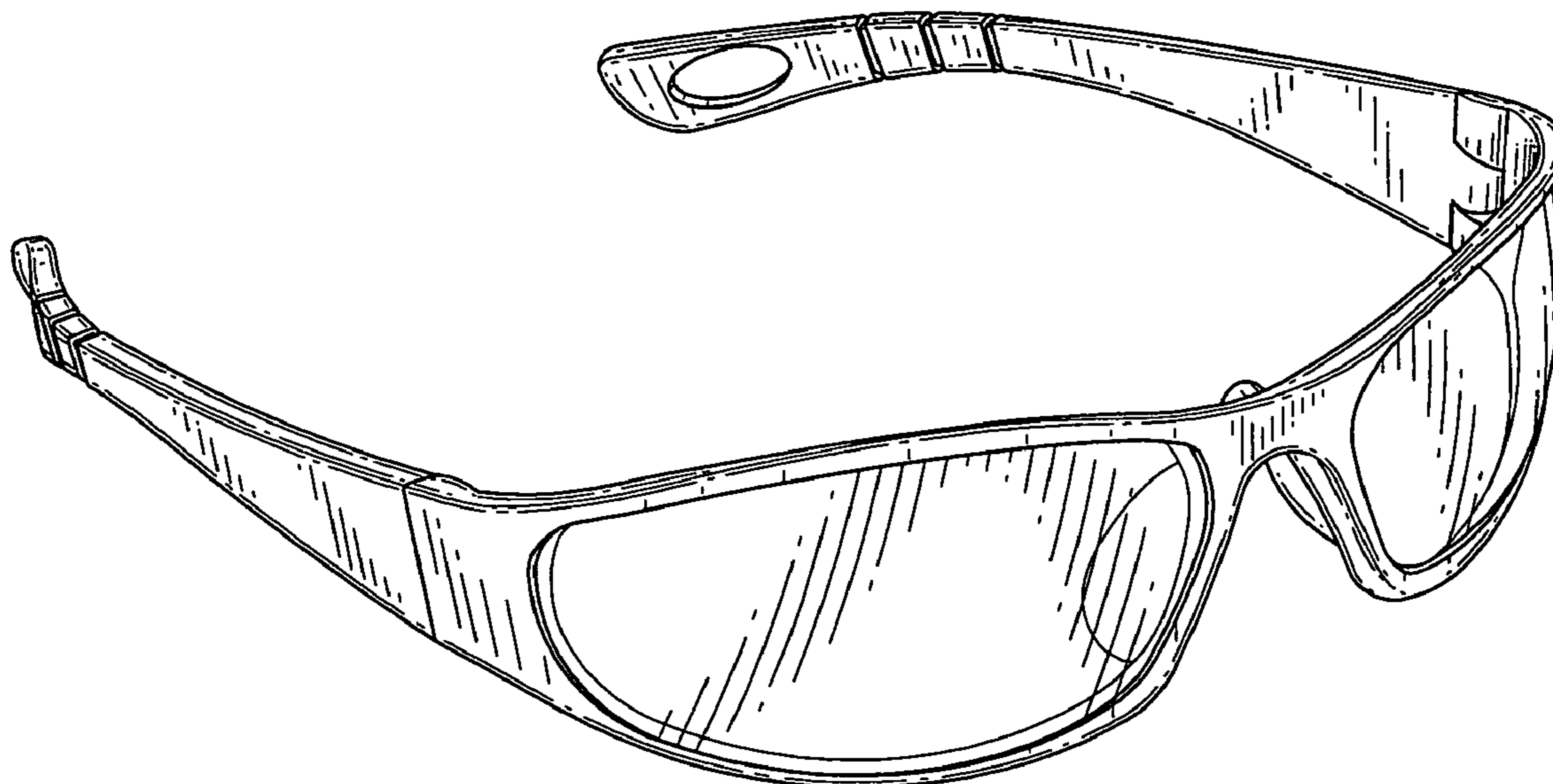


FIG. 1

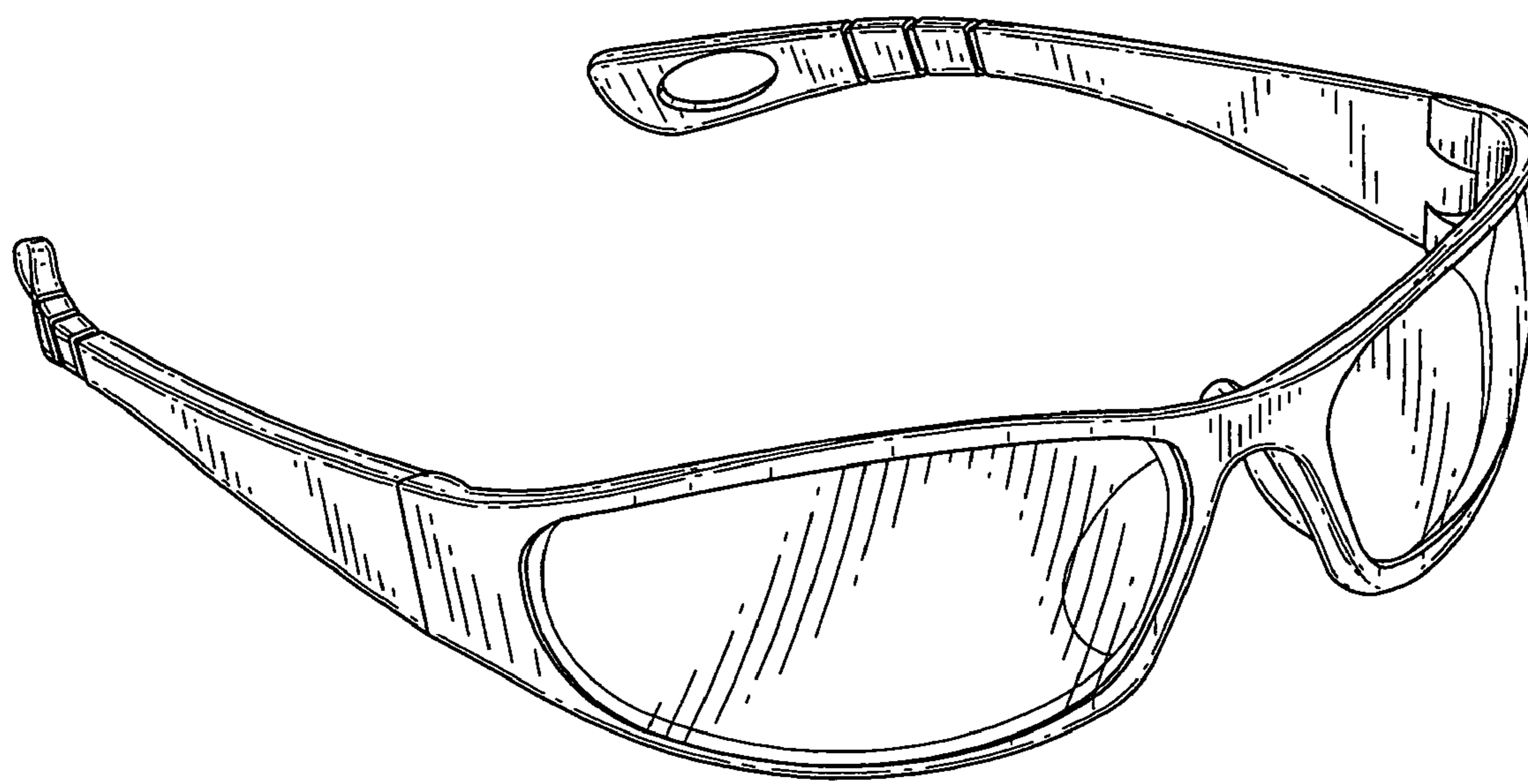


FIG. 2




FIG. 3

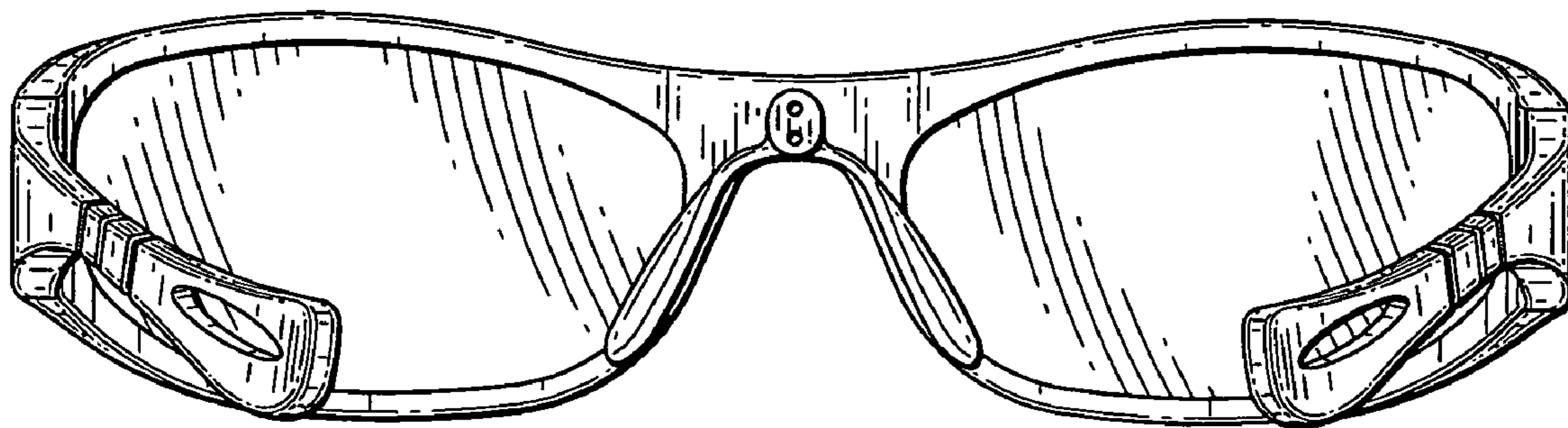


FIG. 4

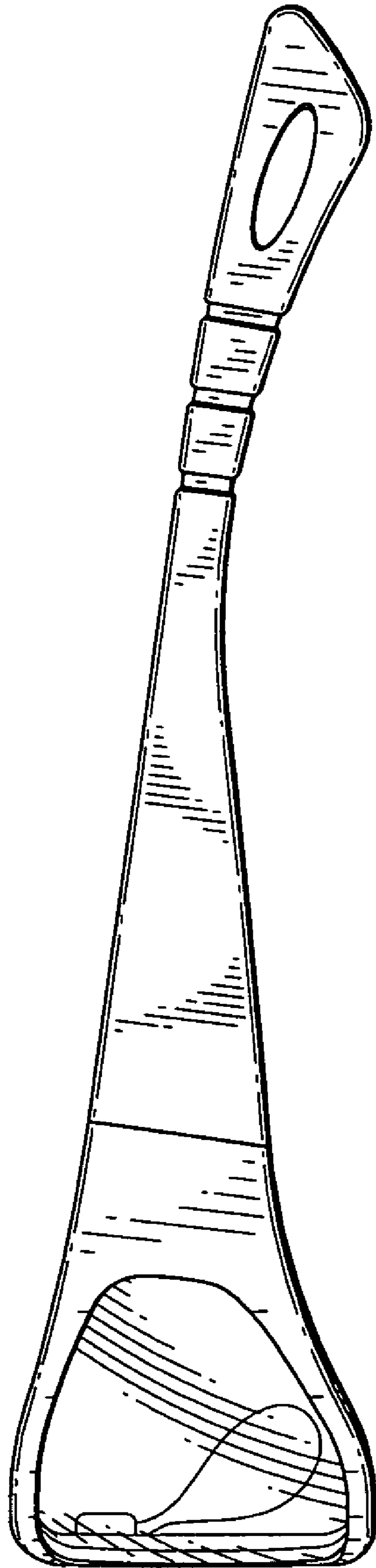


FIG. 5

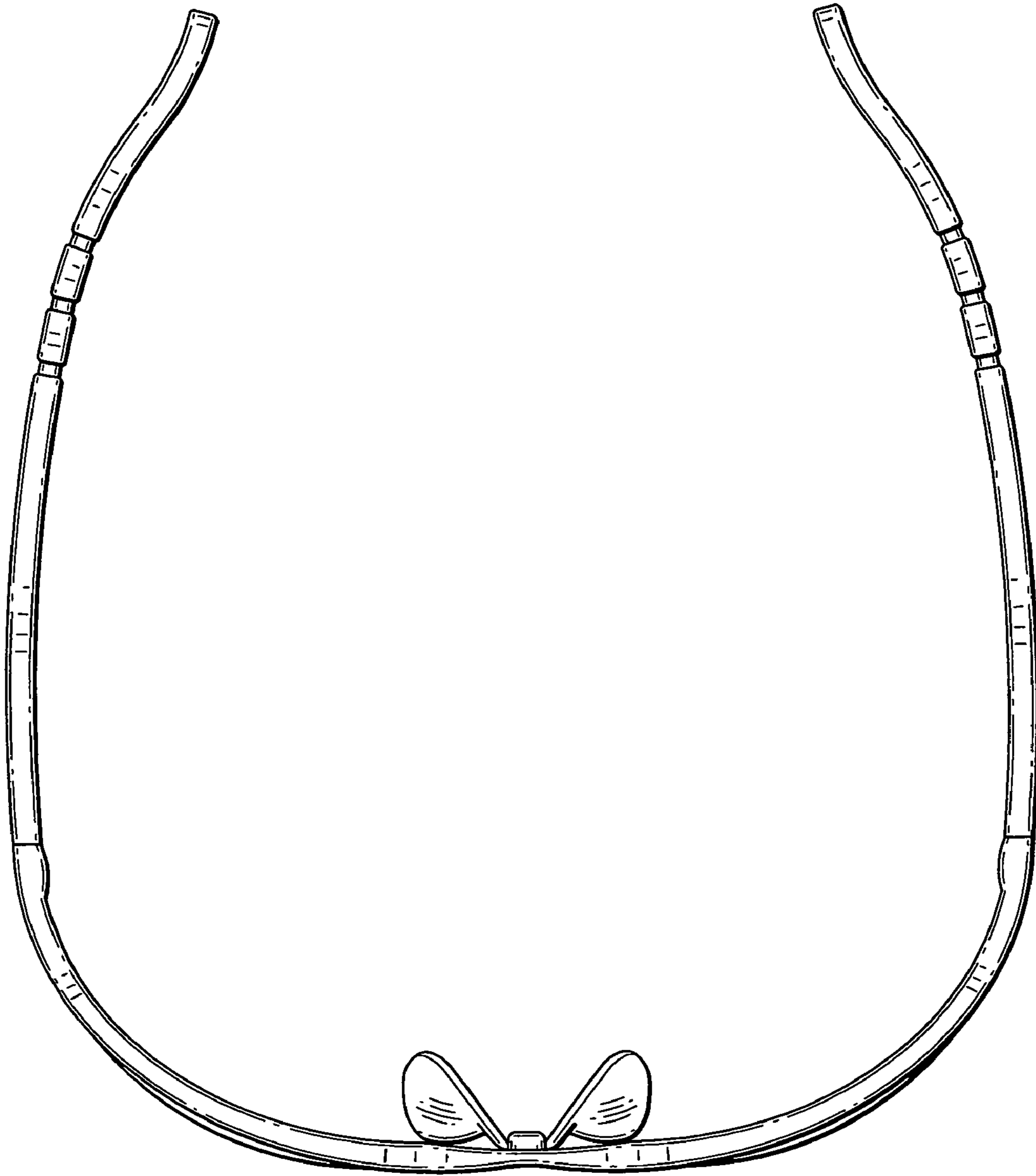


FIG. 6

