



US00D584746S

(12) **United States Design Patent**  
**Schreiner et al.**

(10) **Patent No.:** **US D584,746 S**  
(45) **Date of Patent:** **\*\* Jan. 13, 2009**

(54) **LAWN MOWER COVER**

(75) Inventors: **Fredric D. Schreiner**, Green Bay, WI (US); **Troy Beyer**, Appleton, WI (US)

(73) Assignee: **Ariens Company**, Brillion, WI (US)

(\*\*) Term: **14 Years**

(21) Appl. No.: **29/304,703**

(22) Filed: **Mar. 6, 2008**

(51) **LOC (9) Cl.** ..... **15-03**

(52) **U.S. Cl.** ..... **D15/17**

(58) **Field of Classification Search** ..... D15/14-17,  
D15/10; 56/17.4, 17.5, 320.1, 320.2, 10.8,  
56/11.1, 16.7, 10.1; 180/19.1, 19.2, 19.3,  
180/252

See application file for complete search history.

(56) **References Cited**

**U.S. PATENT DOCUMENTS**

D179,724	S *	2/1957	Goodall	.....	D15/17
D188,907	S *	9/1960	Egloff et al.	.....	D15/17
3,626,676	A	12/1971	Miley et al.		
3,628,315	A	12/1971	Bartholomew		
3,733,794	A	5/1973	Allen		
3,736,729	A	6/1973	Peterson		
3,782,084	A	1/1974	Harkness		
3,783,216	A	1/1974	Plamper et al.		
3,869,014	A	3/1975	Federspiel et al.		
3,980,068	A	9/1976	Karsten et al.		
4,003,190	A	1/1977	Braun et al.		
D248,761	S *	8/1978	Uhlinger et al.	.....	D15/17
4,194,345	A *	3/1980	Pioch et al.	.....	56/17.5
4,279,179	A	7/1981	Marto		
D260,149	S *	8/1981	Harris	.....	D15/17
4,433,530	A	2/1984	Schaefer		
D309,311	S *	7/1990	Jones et al.	.....	D15/17
D309,903	S *	8/1990	Jones et al.	.....	D15/17
4,967,543	A *	11/1990	Scag et al.	.....	56/10.8
5,251,429	A *	10/1993	Minato et al.	.....	56/17.2
5,457,946	A *	10/1995	Deitrick	.....	56/16.6
5,518,079	A *	5/1996	Zvolanek	.....	180/19.1

5,651,241	A *	7/1997	Wegner	.....	56/11.2
5,822,961	A *	10/1998	Busboom	.....	56/11.4
5,884,460	A *	3/1999	Serravalle et al.	.....	56/1
5,915,487	A *	6/1999	Splittstoesser et al.	.....	180/19.1
D415,503	S *	10/1999	Eavenson et al.	.....	D15/14
D423,018	S *	4/2000	Crosby et al.	.....	D15/14
6,138,446	A *	10/2000	Velke et al.	.....	56/202
D458,277	S *	6/2002	Stratford	.....	D15/14
D458,613	S *	6/2002	Scott et al.	.....	D15/14
D469,785	S *	2/2003	Kim et al.	.....	D15/14
D484,894	S *	1/2004	McCord et al.	.....	D15/28
D493,472	S *	7/2004	Higashikawa et al.	.....	D15/28
RE39,338	E *	10/2006	Stratford	.....	D15/14

\* cited by examiner

*Primary Examiner*—Stella M Reid

*Assistant Examiner*—Mark A Goodwin

(74) *Attorney, Agent, or Firm*—Quarles & Brady LLP

(57) **CLAIM**

The ornamental design for a lawn mower cover, as shown and described.

**DESCRIPTION**

FIG. 1 is a front, left perspective view of a lawn mower cover showing our new design in use condition;

FIG. 2 is a front, left perspective view of the lawn mower cover of FIG. 1;

FIG. 3 is a top view of the lawn mower cover of FIG. 2;

FIG. 4 is a front elevation view of the lawn mower cover of FIG. 2;


FIG. 5 is a left side elevation view of the lawn mower cover of FIG. 2;

FIG. 6 is a right side elevation view of the lawn mower cover of FIG. 2; and,

FIG. 7 is a bottom view of the lawn mower cover of FIG. 2.

The broken line representations of items in FIGS. 1-7 are for purposes of illustration only, and form no part of the claimed design.

**1 Claim, 6 Drawing Sheets**



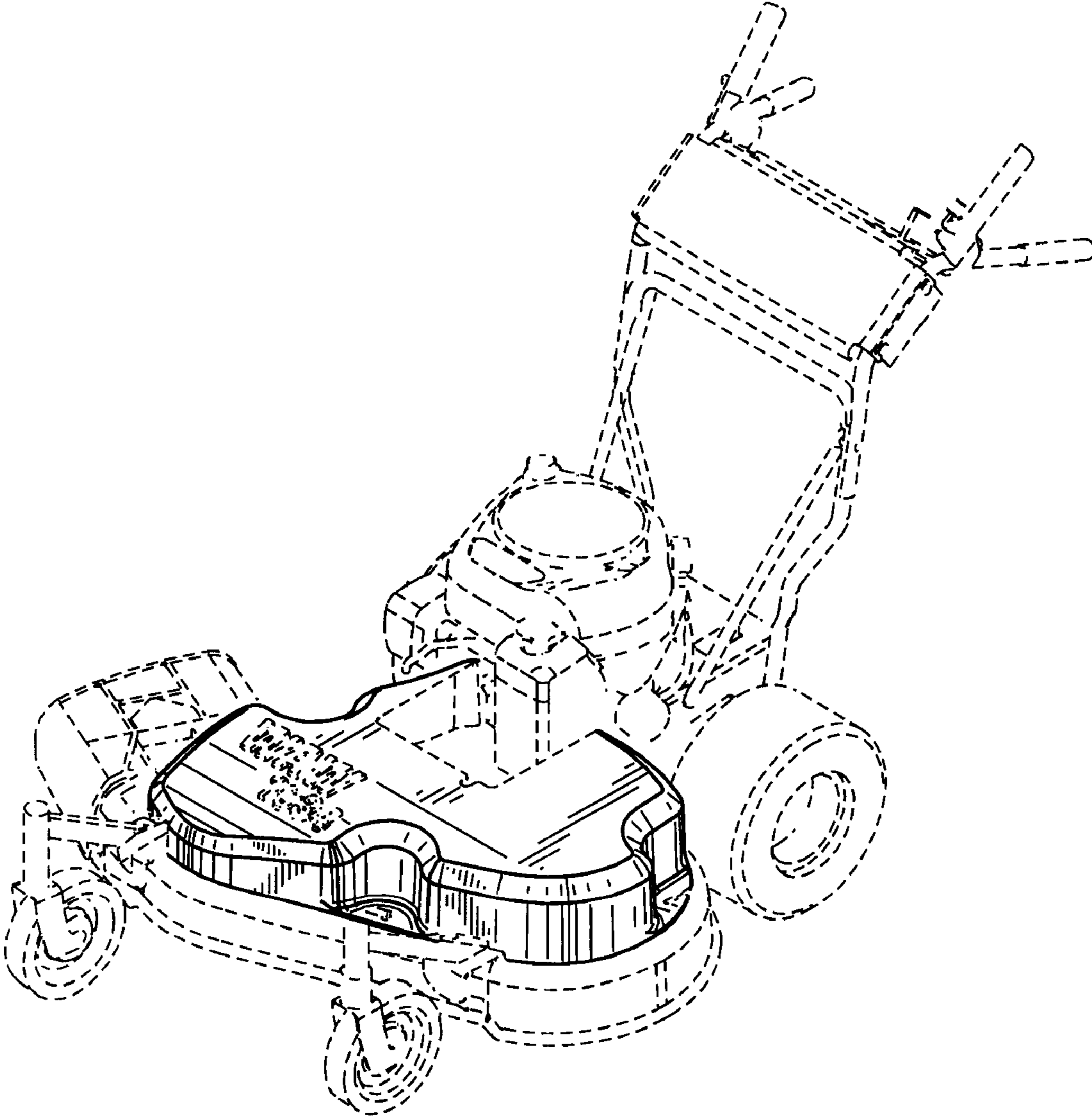


FIG. 1

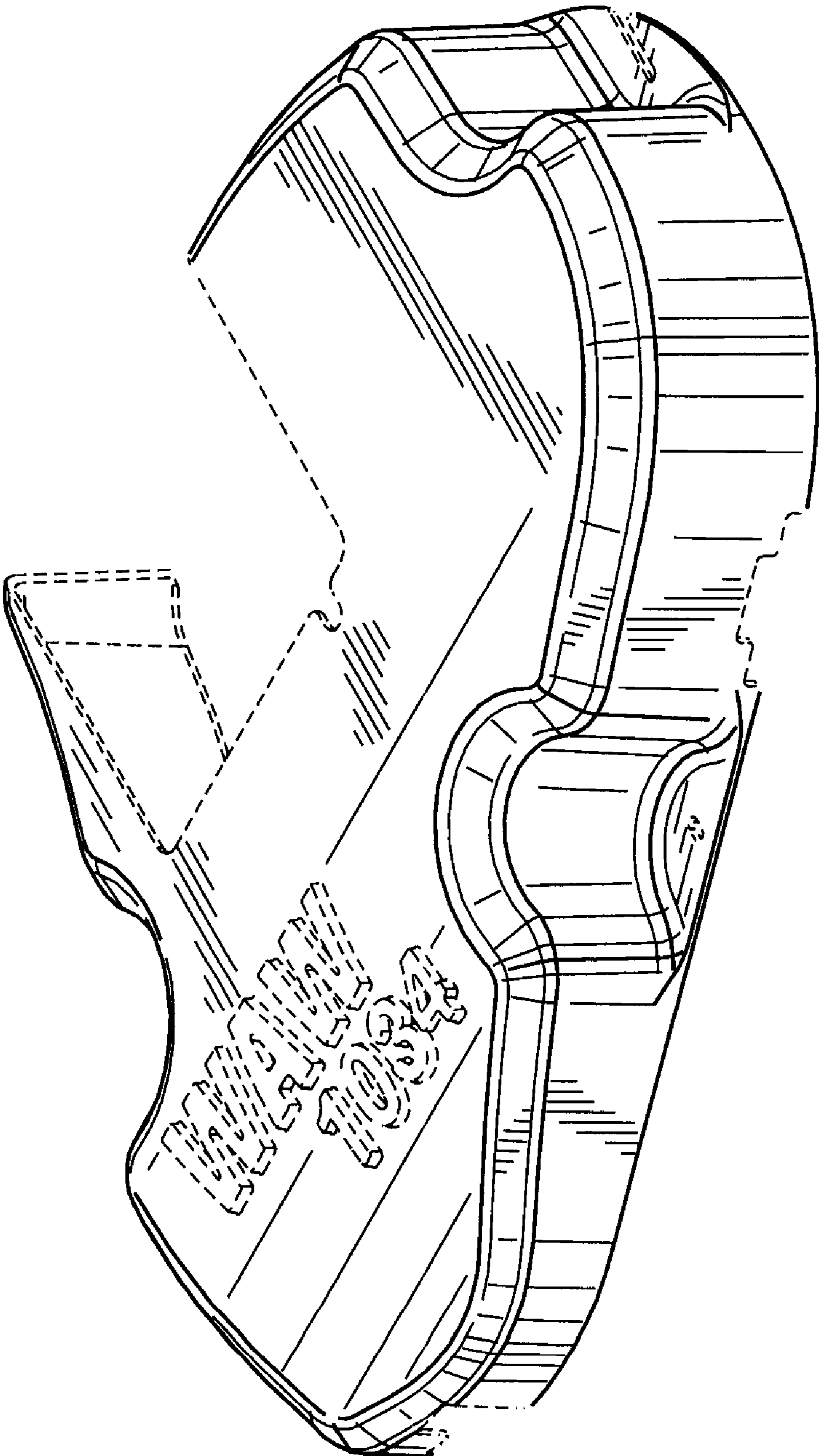


FIG. 2

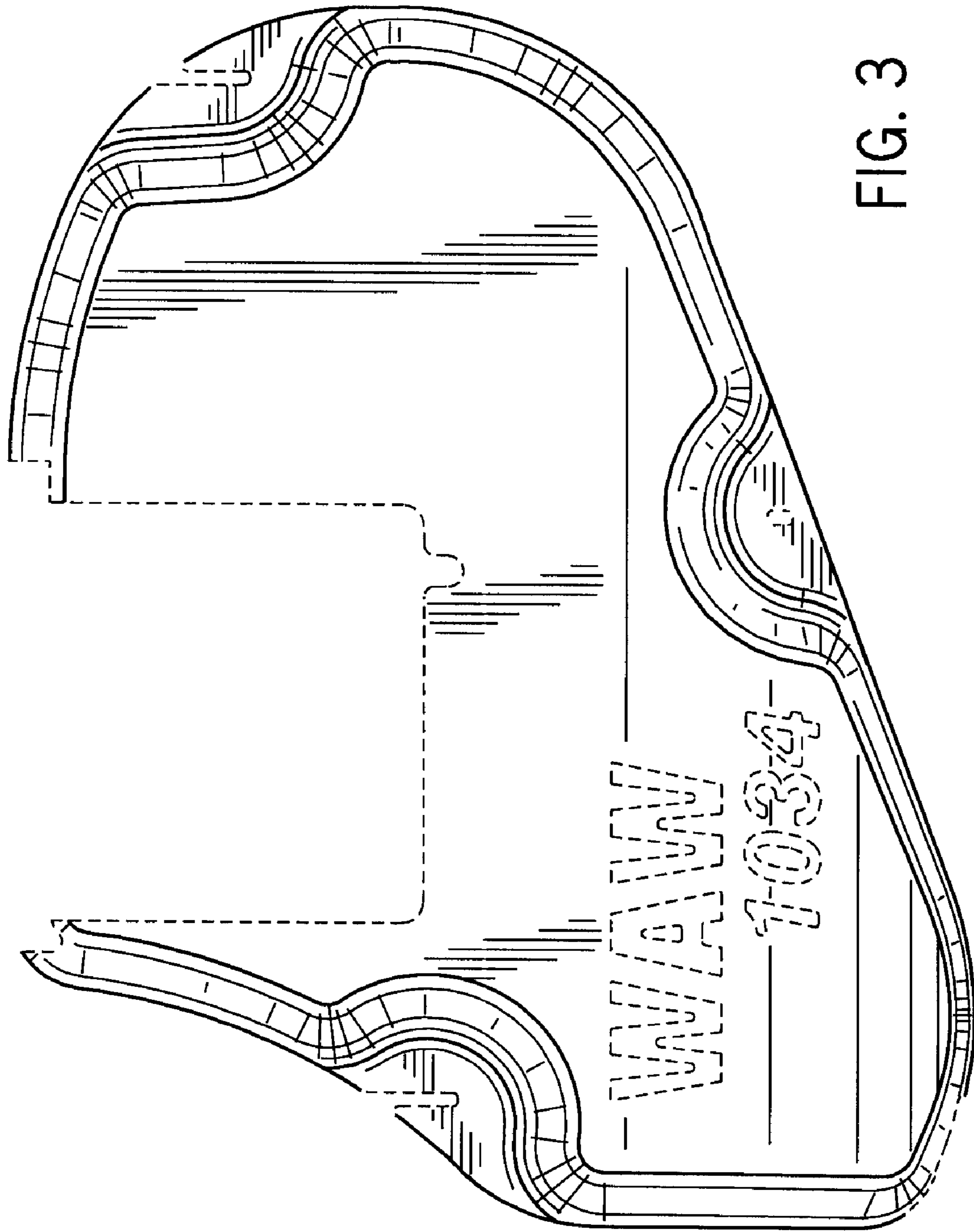


FIG. 3

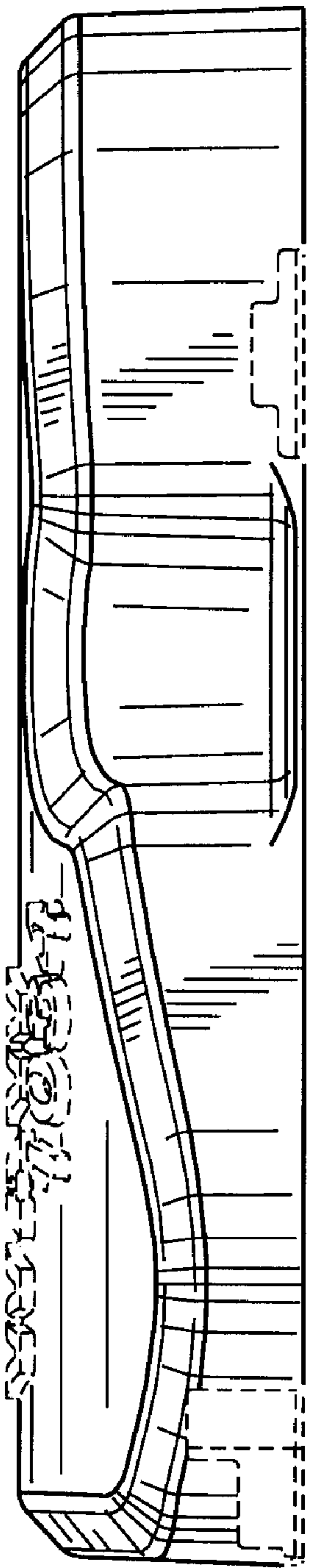


FIG. 4

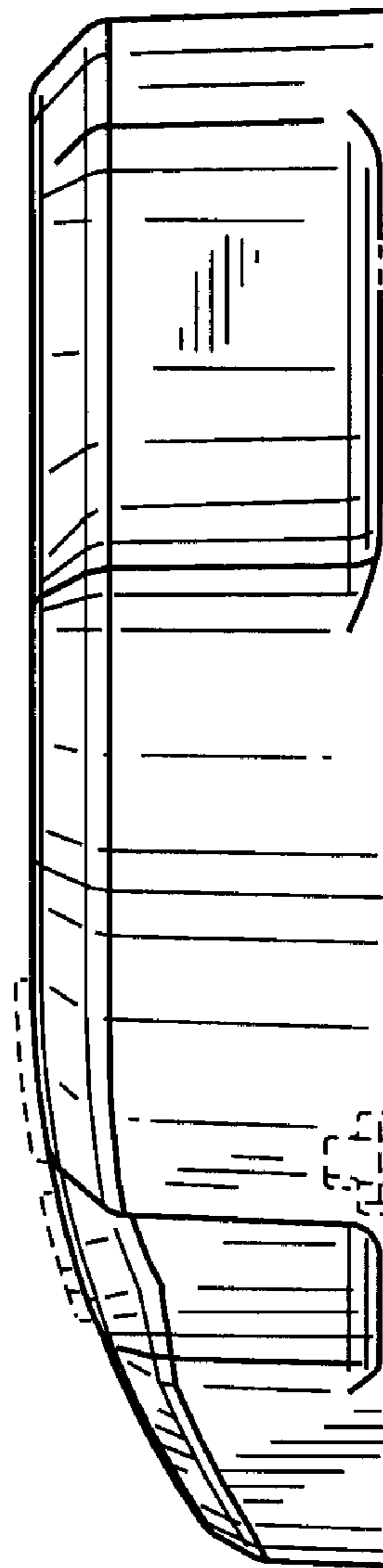


FIG. 5

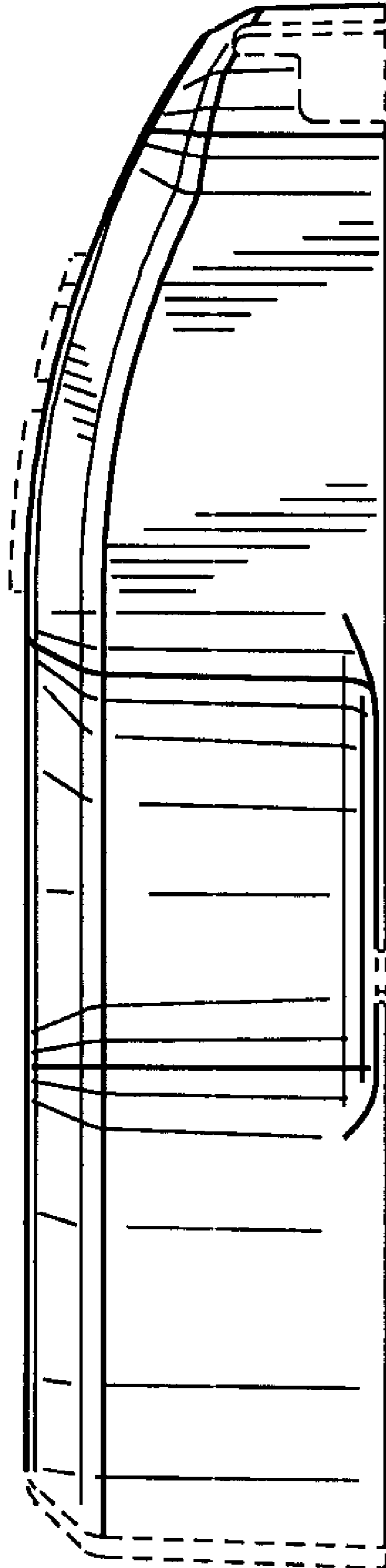


FIG. 6

FIG. 7

