



US00D584732S

(12) **United States Design Patent**
Cho et al.

(10) **Patent No.:** **US D584,732 S**
(45) **Date of Patent:** **** Jan. 13, 2009**

(54) **DOCKING LOUDSPEAKER FOR MEDIA PLAYER**

(75) Inventors: **Mei San Gigi Cho**, Singapore (SG);
Kian Choon Janie Lim, Singapore (SG);
Soo Beng Damien Khoo, Singapore (SG);
Chien Mei Linda Ang, Singapore (SG);
Yu Weng Alvin Sitoh, Singapore (SG)

(73) Assignee: **Creative Technology Ltd**, Singapore (SG)

(**) Term: **14 Years**

(21) Appl. No.: **29/299,361**

(22) Filed: **Dec. 21, 2007**

(51) **LOC (9) Cl.** **14-02**

(52) **U.S. Cl.** **D14/434; D14/496**

(58) **Field of Classification Search** D14/432-434,
D14/496, 168, 217, 238, 300; 463/1, 46,
463/47; 273/148 B, 148 A; 345/156-161,
345/903, 905; 361/679-684; 379/449, 454,
379/419, 426; 248/176.1, 309, 311.2, 346.01
See application file for complete search history.

(56) **References Cited**

U.S. PATENT DOCUMENTS

5,248,264 A * 9/1993 Long et al. 439/347
D376,585 S * 12/1996 Wathen et al. D14/434
6,073,901 A * 6/2000 Richter 248/316.4

6,608,399 B2 * 8/2003 McConnell et al. 307/10.1
D486,492 S * 2/2004 Sheu et al. D14/434
D495,752 S * 9/2004 Hussaini et al. D21/333
7,013,164 B2 * 3/2006 Lin 455/557
D520,013 S * 5/2006 Yang D14/434
D544,486 S * 6/2007 Hussaini et al. D14/434
D544,487 S * 6/2007 Hussaini et al. D14/434

* cited by examiner

Primary Examiner—Prabhakar Deshmukh

(74) *Attorney, Agent, or Firm*—Kennedy Koblin

(57) **CLAIM**

The ornamental design for a docking loudspeaker for media player, substantially as shown and described.

DESCRIPTION

FIG. 1 is a front, top and right perspective view of a docking loudspeaker for media player showing our new design;

FIG. 2 is a front elevational view thereof;

FIG. 3 is a rear elevational view thereof;

FIG. 4 is a left side elevational view thereof;

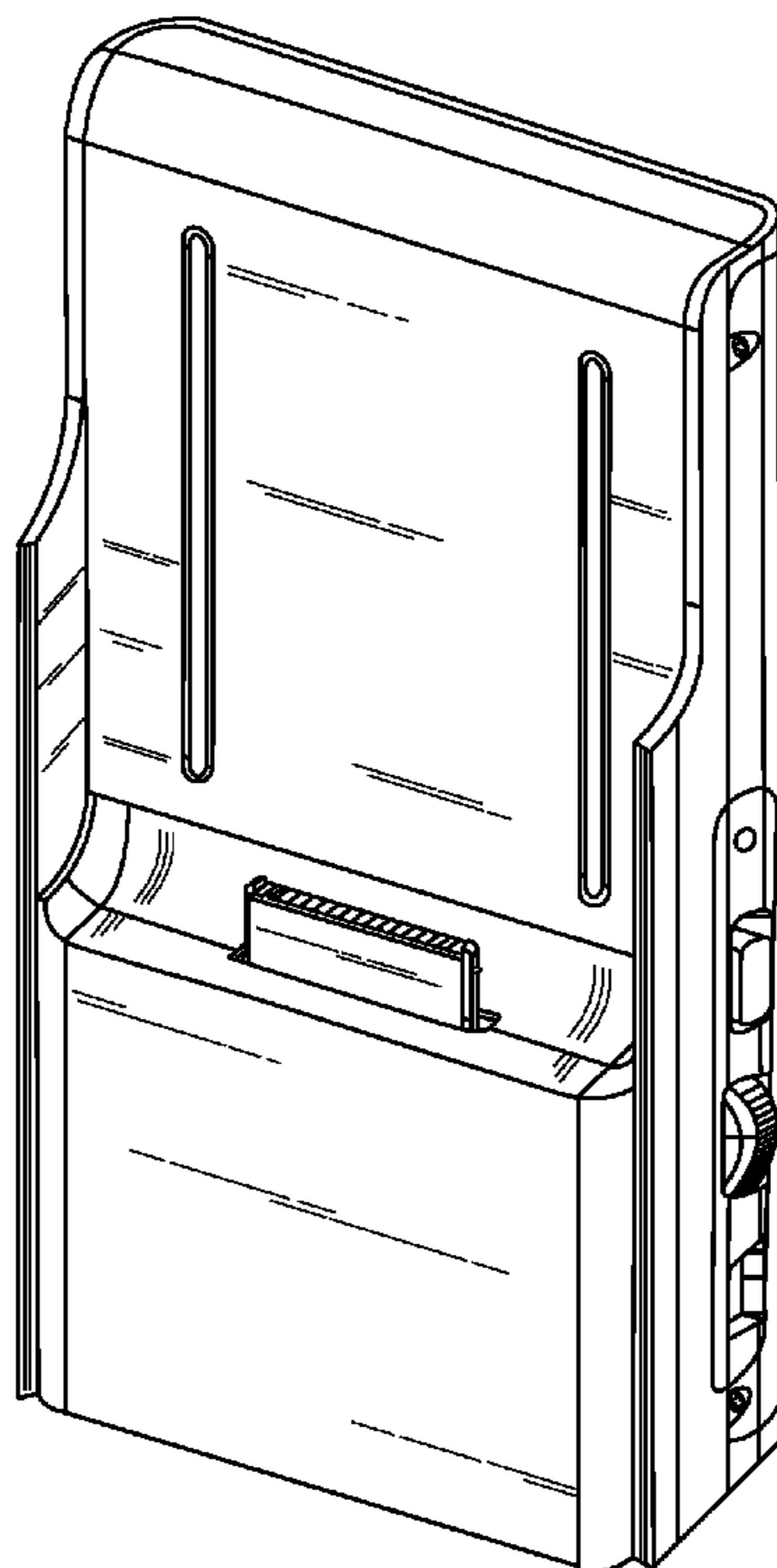
FIG. 5 is a right side elevational view thereof;

FIG. 6 is a top plan view thereof; and,

FIG. 7 is a bottom plan view thereof.

Features indicated in phantom (broken line) disclosure are for exemplary purposes only and form no part of the claimed design.

1 Claim, 4 Drawing Sheets



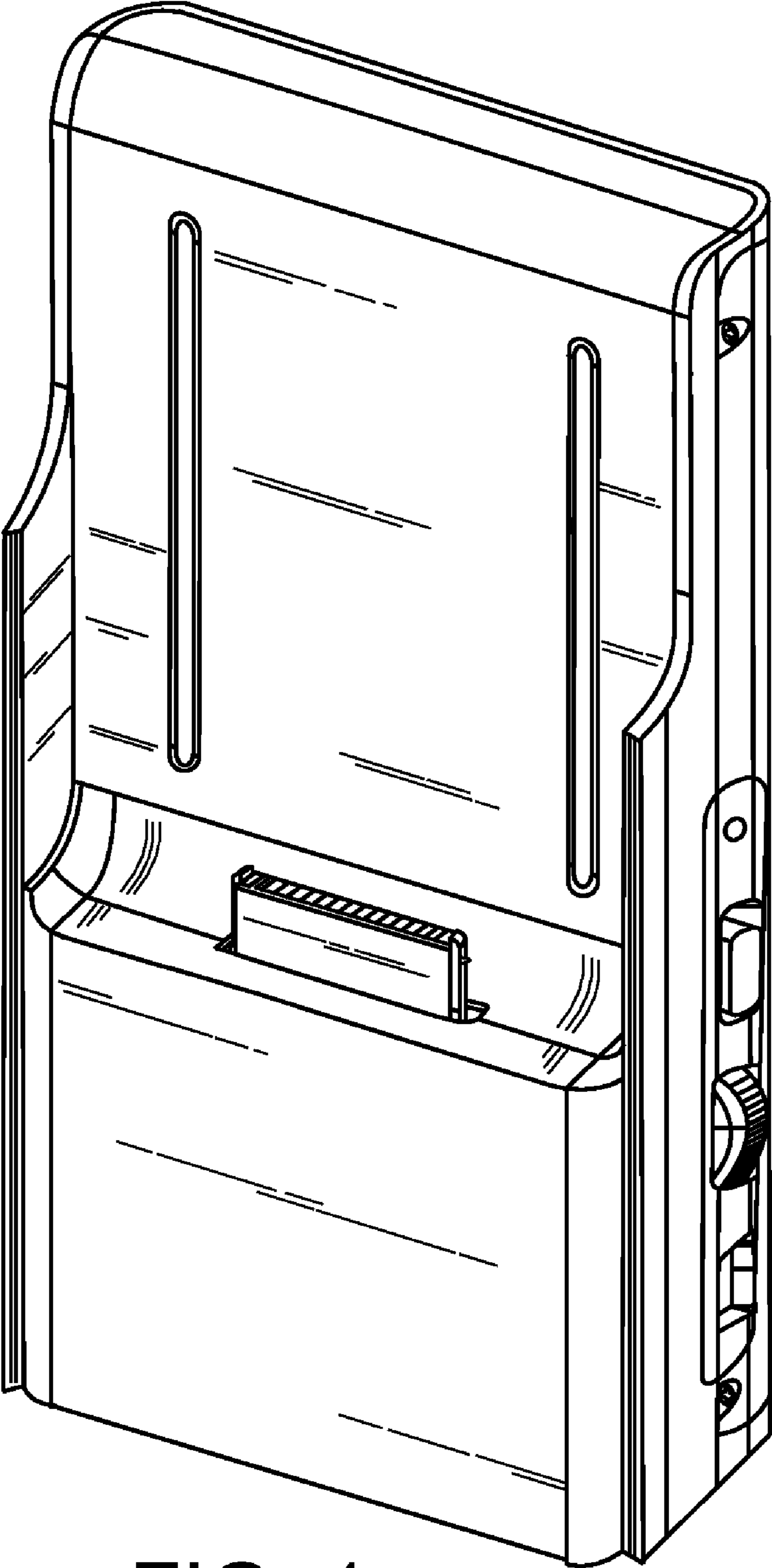


FIG. 1

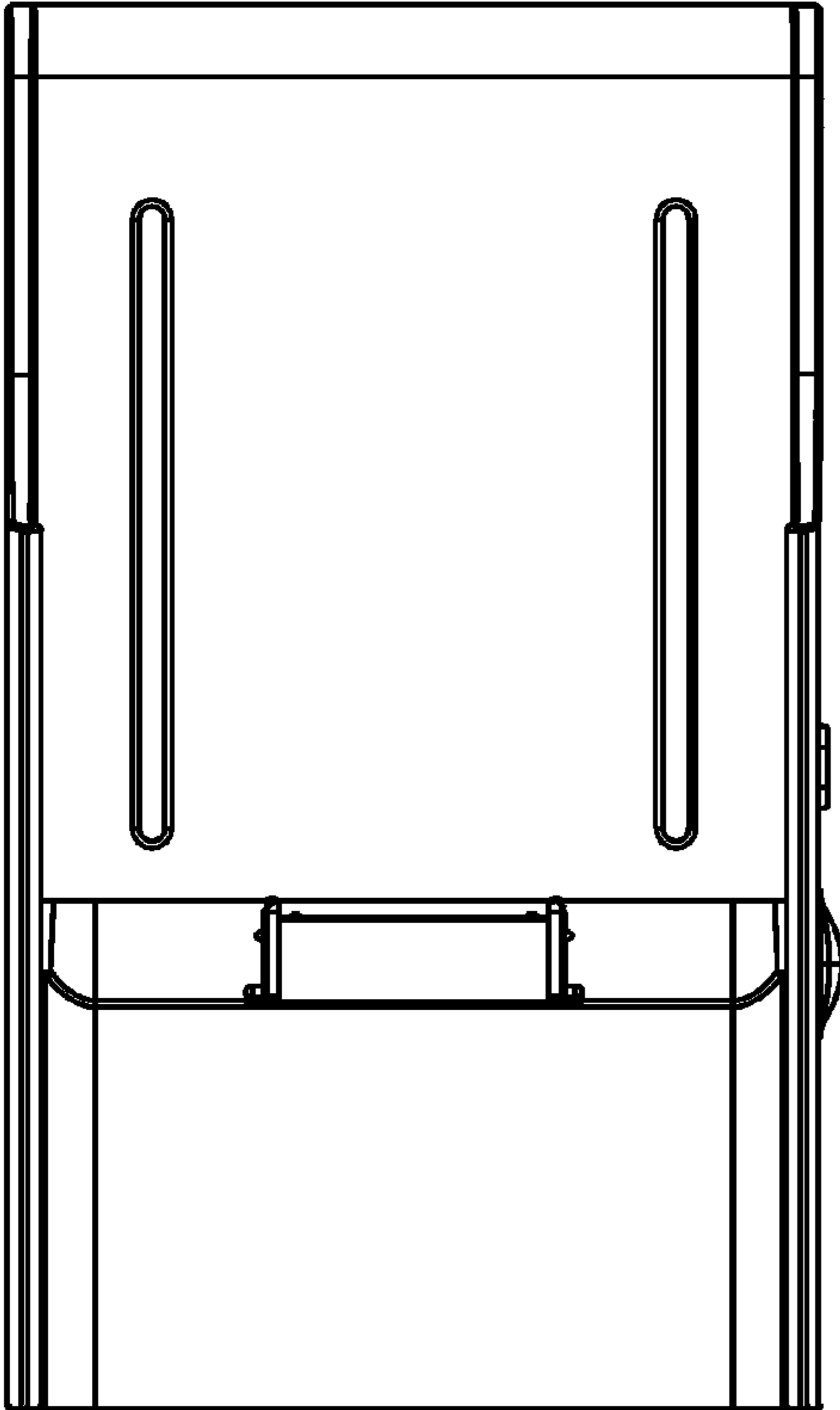


FIG. 2




FIG. 3

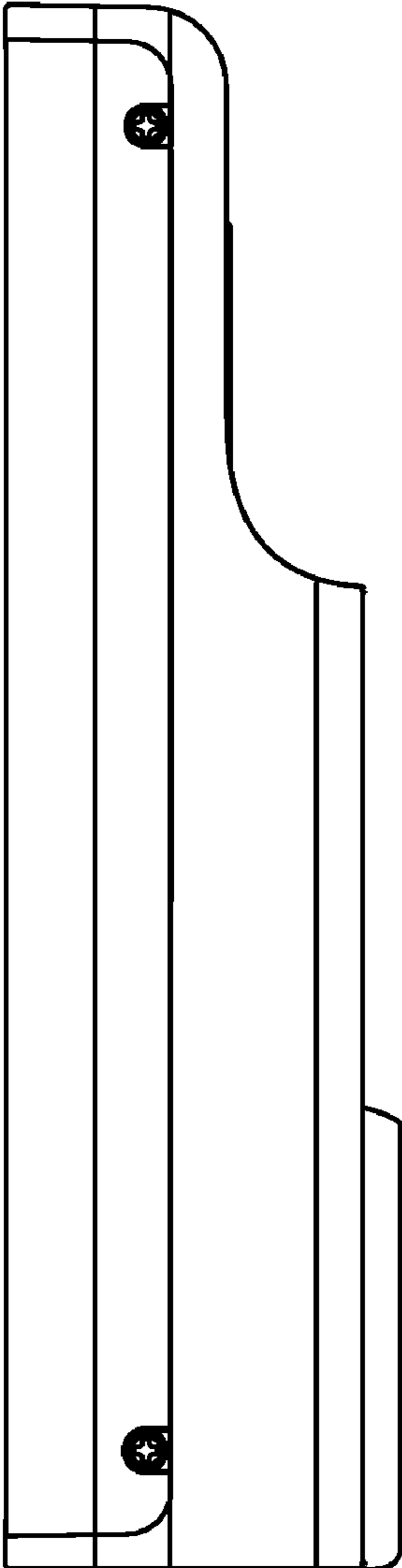


FIG. 4

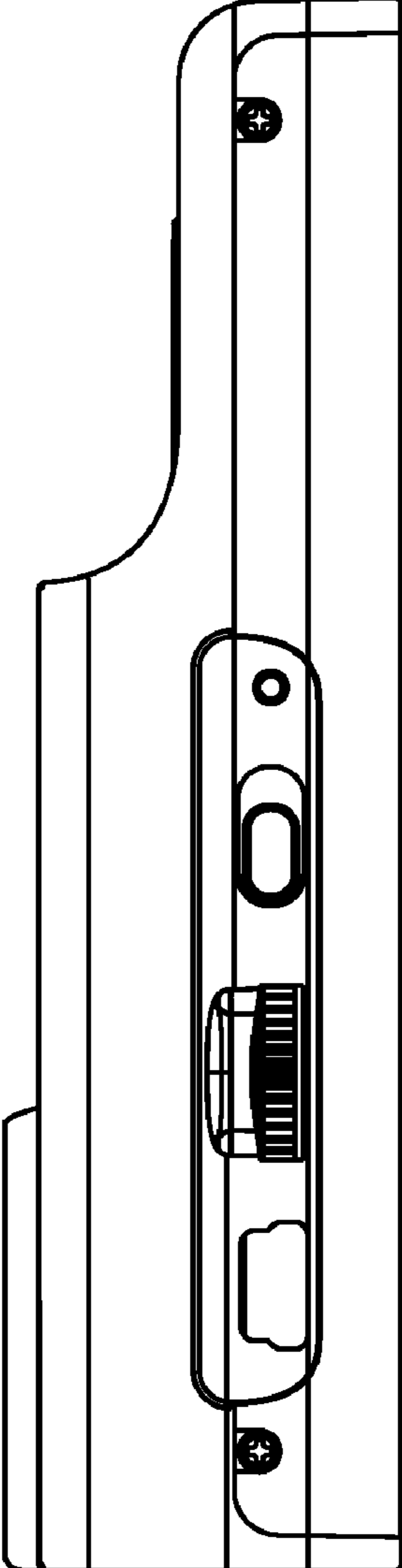


FIG. 5

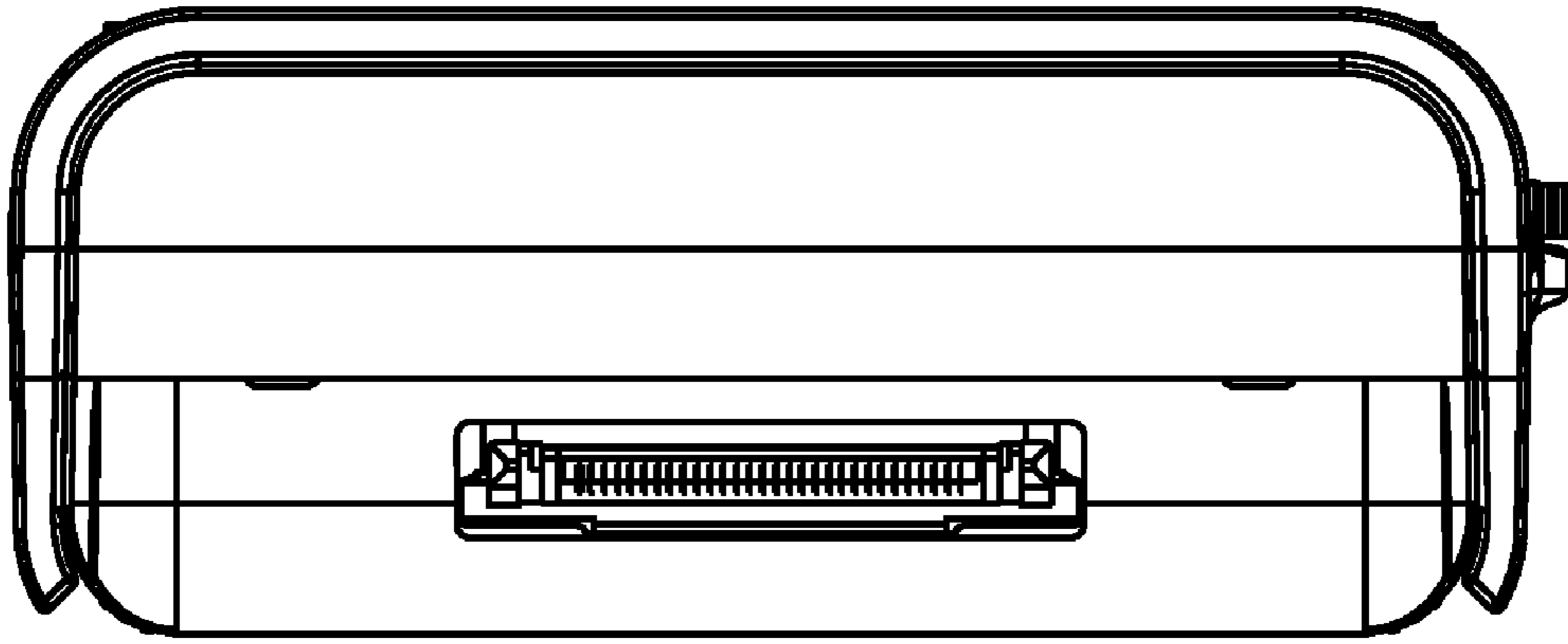


FIG. 6

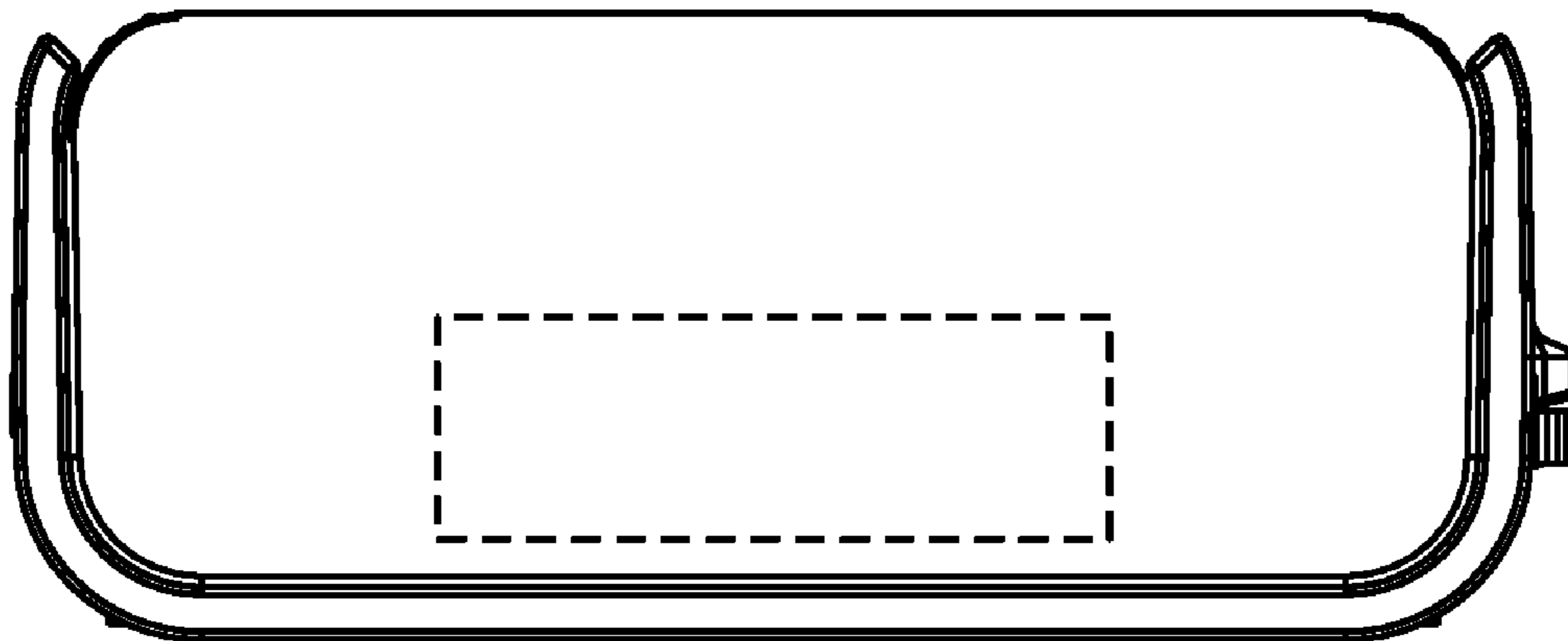


FIG. 7