



US00D584723S

(12) **United States Design Patent**  
**Growcock et al.**

(10) **Patent No.:** **US D584,723 S**  
(45) **Date of Patent:** **\*\* Jan. 13, 2009**

(54) **AUDIO COMPONENT FRONT FACE**

(75) Inventors: **Roderick Growcock**, Goshen, IN (US);  
**Jorge Silva**, Ocoola, IN (US); **Brian Divine**, South Bend, IN (US); **Brian Pickowitz**, Granger, IN (US)

(73) Assignee: **Harman International Industries, Incorporated**, Northridge, CA (US)

(\*\*) Term: **14 Years**

(21) Appl. No.: **29/304,126**

(22) Filed: **Feb. 26, 2008**

(51) **LOC (9) Cl.** ..... **14-01**

(52) **U.S. Cl.** ..... **D14/257**

(58) **Field of Classification Search** ..... D14/258,  
D14/257, 224, 217, 198, 197, 188, 17, 170,  
D14/168, 167, 164, 162, 161, 160, 157, 156,  
D14/136, 135, 415, 418, 400, 195; 720/691,  
720/658, 270; 455/344, 575.1; 396/434,  
396/93; 386/1; 369/75.1; 360/47, 4; 359/550,  
359/258; 349/460, 159, 10

See application file for complete search history.

(56) **References Cited**

**U.S. PATENT DOCUMENTS**

D355,197 S 2/1995 Farinelli et al.  
D390,850 S 2/1998 Larson et al.  
D395,284 S \* 6/1998 Downing et al. .... D13/184

D483,753 S 12/2003 Goodsene et al.  
D497,906 S 11/2004 Kellom et al.  
D498,233 S \* 11/2004 Kellom et al. .... D14/257  
D517,059 S 3/2006 Newby et al.  
D530,689 S \* 10/2006 Ishibashi ..... D14/136  
D558,194 S 12/2007 Divine et al.  
D558,195 S 12/2007 Divine et al.  
D573,592 S \* 7/2008 Divine et al. .... D14/257

\* cited by examiner

*Primary Examiner*—Robert M Spear

*Assistant Examiner*—Katrina A Kile

(74) *Attorney, Agent, or Firm*—Plumsea Law Group, LLC

(57) **CLAIM**

The ornamental design for an audio component front face, as shown and described.

**DESCRIPTION**

FIG. 1 is a perspective view of an audio component front face showing our new design;

FIG. 2 is a front elevational view thereof;

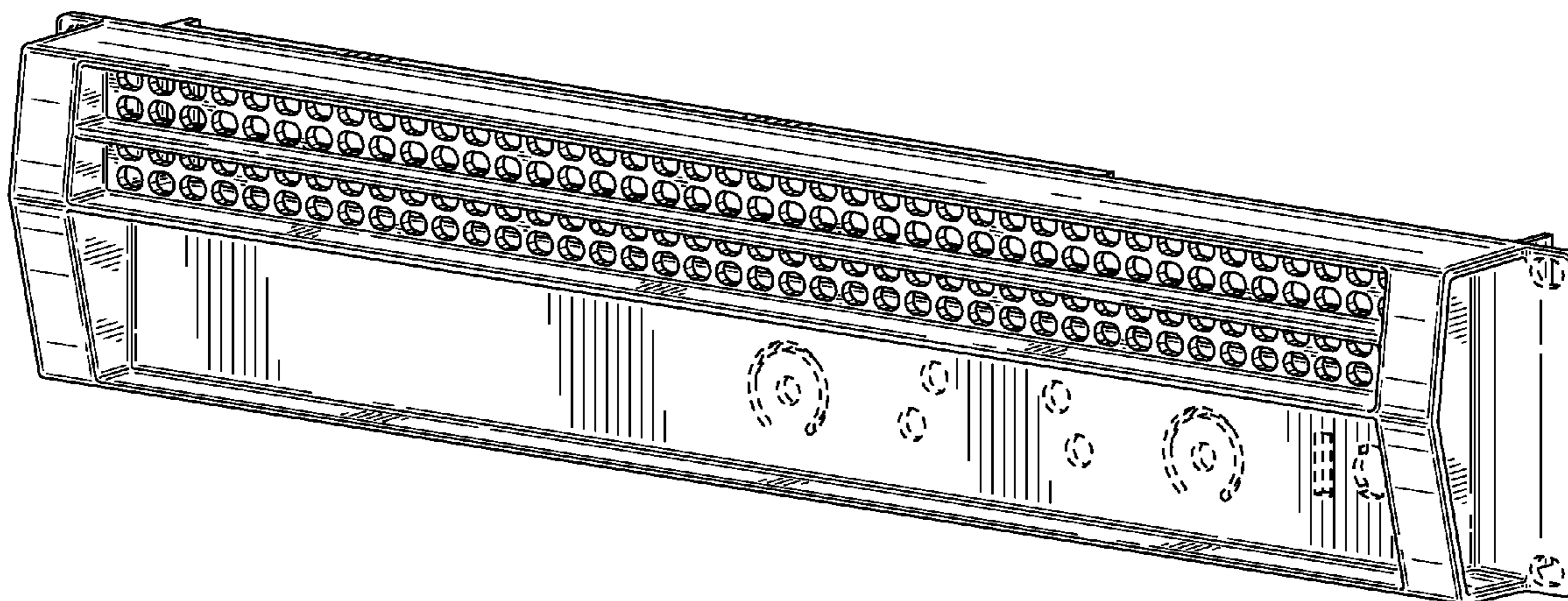
FIG. 3 is a top plan view thereof;

FIG. 4 is a bottom plan view thereof; and,

FIG. 5 is a side elevational view of one side, the opposite side elevational view being a mirror image thereof.

In the drawings, the broken lines showing arcs, circles and rectangles form no part of the claimed design.

**1 Claim, 3 Drawing Sheets**



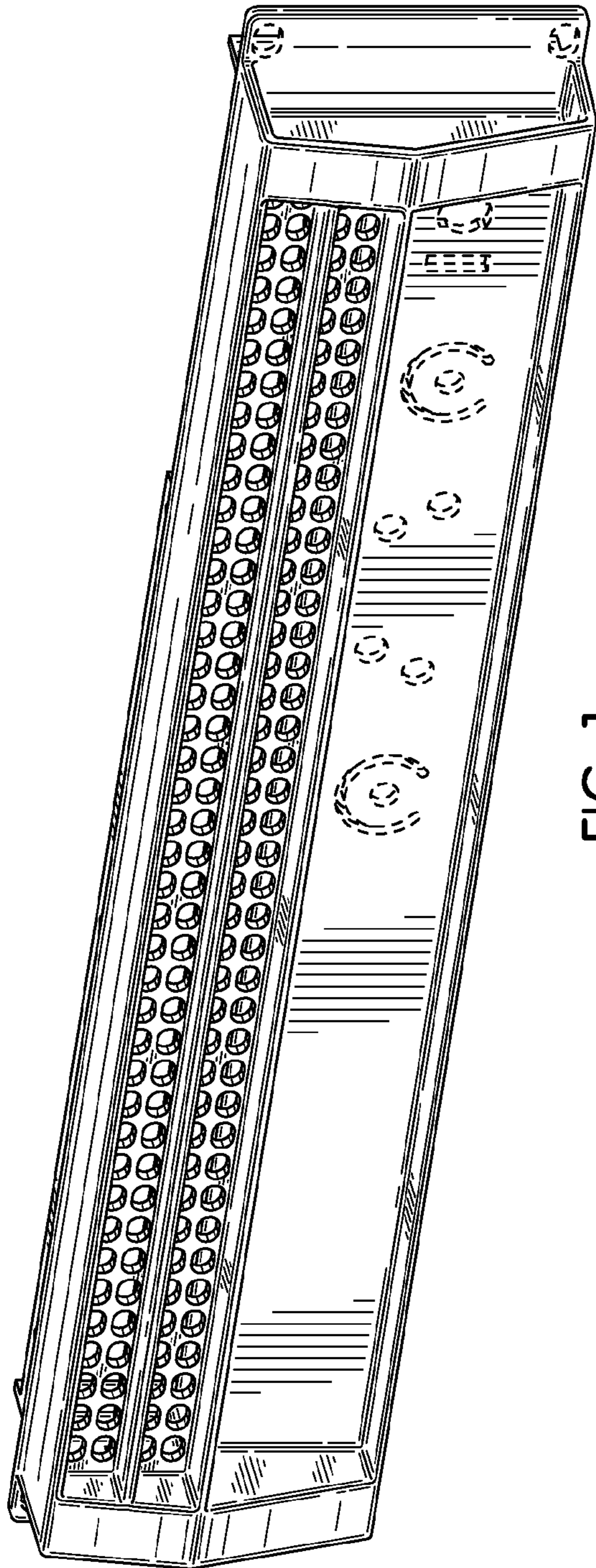


FIG. 1

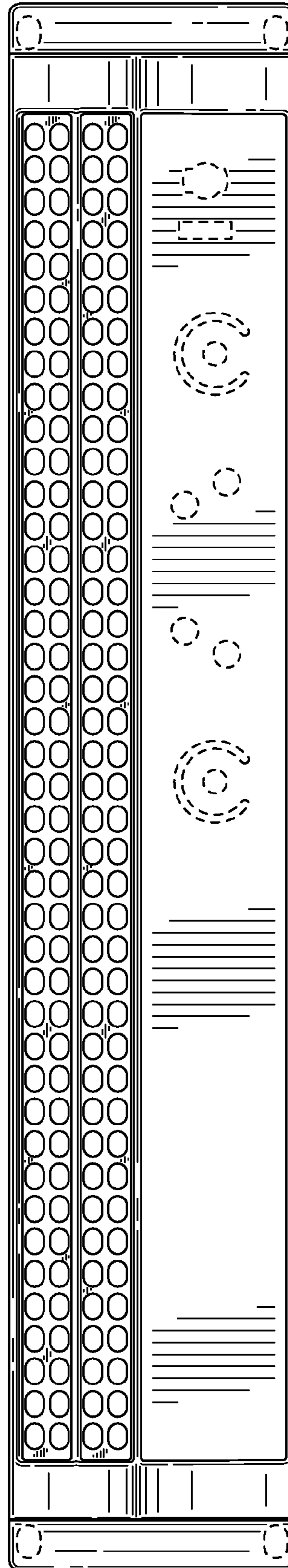


FIG. 2




FIG. 3

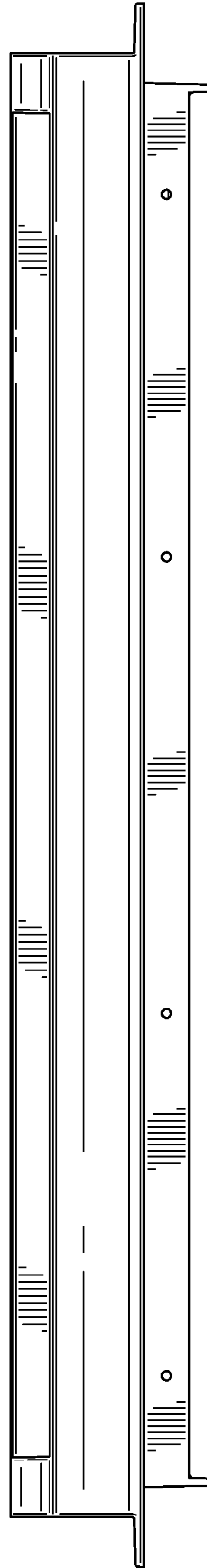


FIG. 4

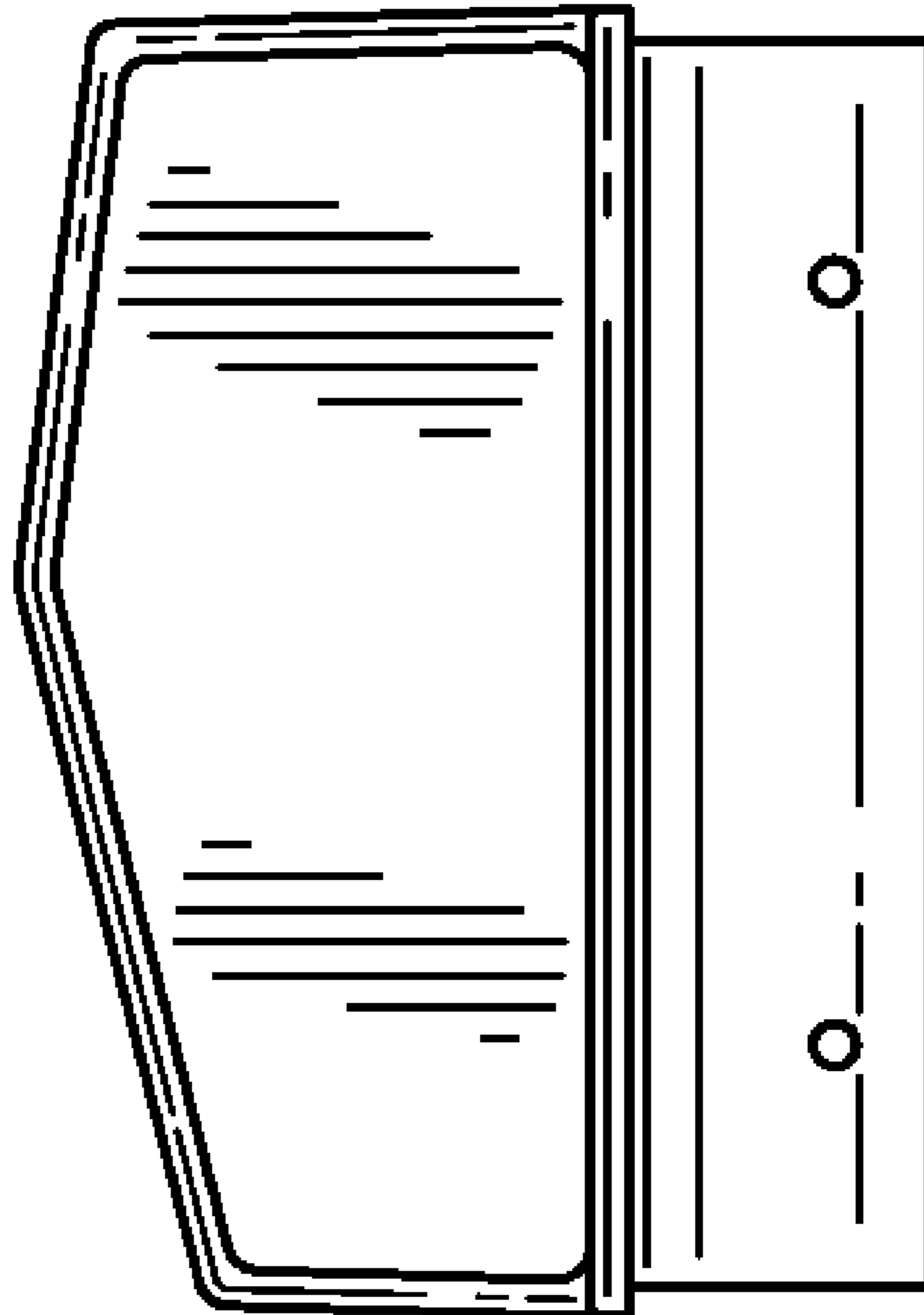


FIG. 5