



US00D584704S

(12) **United States Design Patent**
Quaglio

(10) **Patent No.:** **US D584,704 S**

(45) **Date of Patent:** **** Jan. 13, 2009**

(54) **LCD TV**

(75) Inventor: **Andrea Quaglio**, Shenzhen (CN)

(73) Assignee: **Shenzhen TCL New Technology Co., Ltd**, Shenzhen, Guangdong (CN)

(**) Term: **14 Years**

(21) Appl. No.: **29/282,873**

(22) Filed: **Jul. 31, 2007**

(51) **LOC (9) Cl.** **14-03**

(52) **U.S. Cl.** **D14/126**

(58) **Field of Classification Search** D14/125-134,
D14/239, 371, 136, 374-377, 440, 450, 448,
D14/336, 342; 312/7.2; 348/836, 838, 180,
348/184, 325, 739; 341/12; 248/917-924,
248/465; 345/104, 133, 156, 168, 87, 173;
720/605, 669, 600, 655; 369/99, 197; 455/344,
455/347; D21/329, 515, 577, 622, 333, 433,
D21/448, 452, 450, 331; D6/477, 479; 273/148 B;
446/484, 175, 356; D10/15, 26

See application file for complete search history.

(56) **References Cited**

U.S. PATENT DOCUMENTS

D563,916 S * 3/2008 Shimizu et al. D14/126

D566,068 S * 4/2008 Shimizu et al. D14/126

D567,201 S * 4/2008 Profit D14/126

D567,202 S * 4/2008 Rieu Piquet D14/126

D572,684 S * 7/2008 Suzuki et al. D14/126

* cited by examiner

Primary Examiner—Raphael Barkai

(74) *Attorney, Agent, or Firm*—Morris Manning Martin LLP;
Tim Tingkang Xia, Esq.

(57) **CLAIM**

The ornamental design for a LCD TV, as shown and described.

DESCRIPTION

FIG. 1 is a perspective view of a LCD TV of my new design;

FIG. 2 is a front elevational view thereof;

FIG. 3 is a rear elevational view thereof;

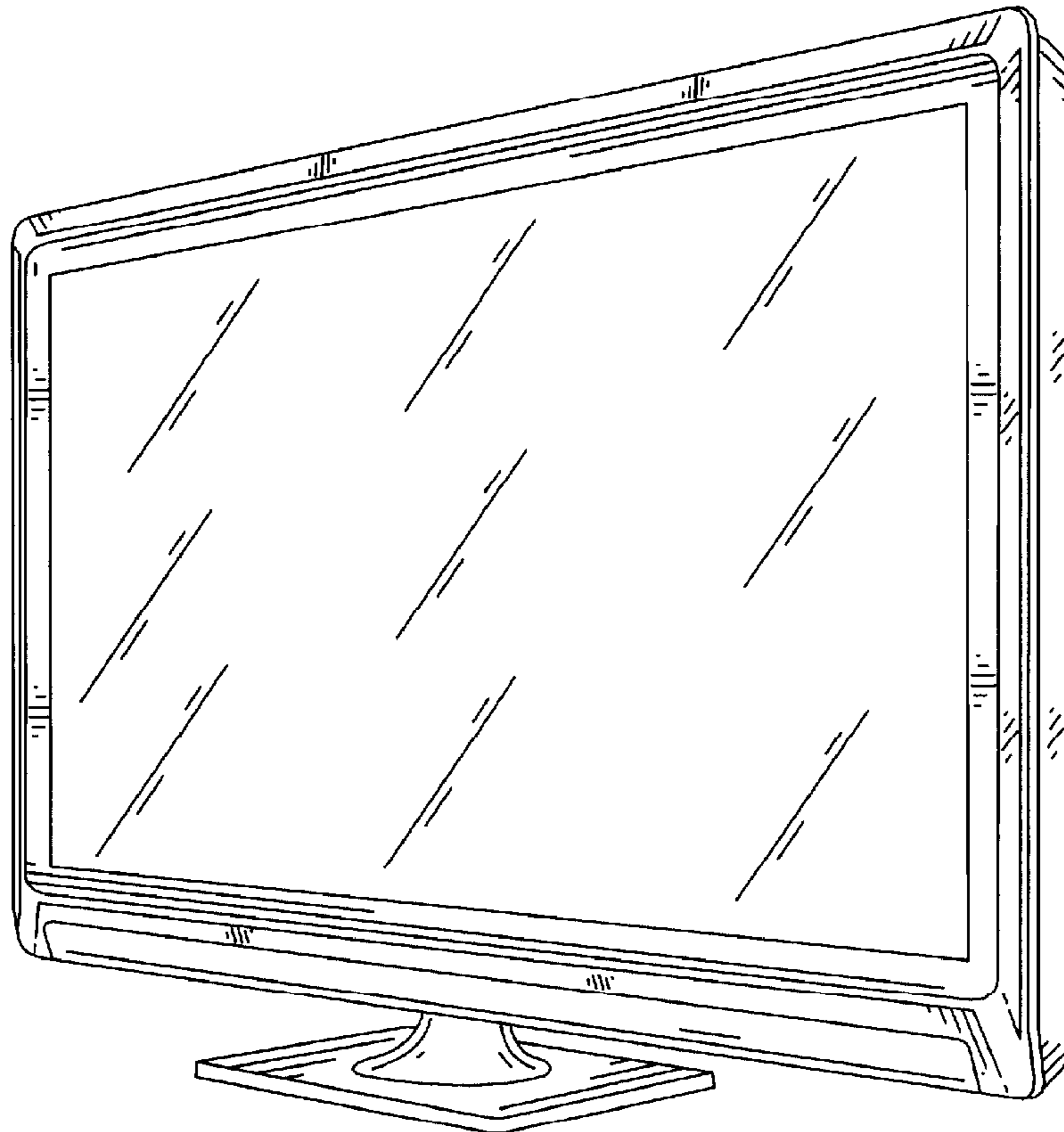
FIG. 4 is a left side elevational view thereof;

FIG. 5 is a right side elevational view thereof;

FIG. 6 is a top plan view thereof; and,

FIG. 7 is a bottom plan view thereof.

1 Claim, 5 Drawing Sheets



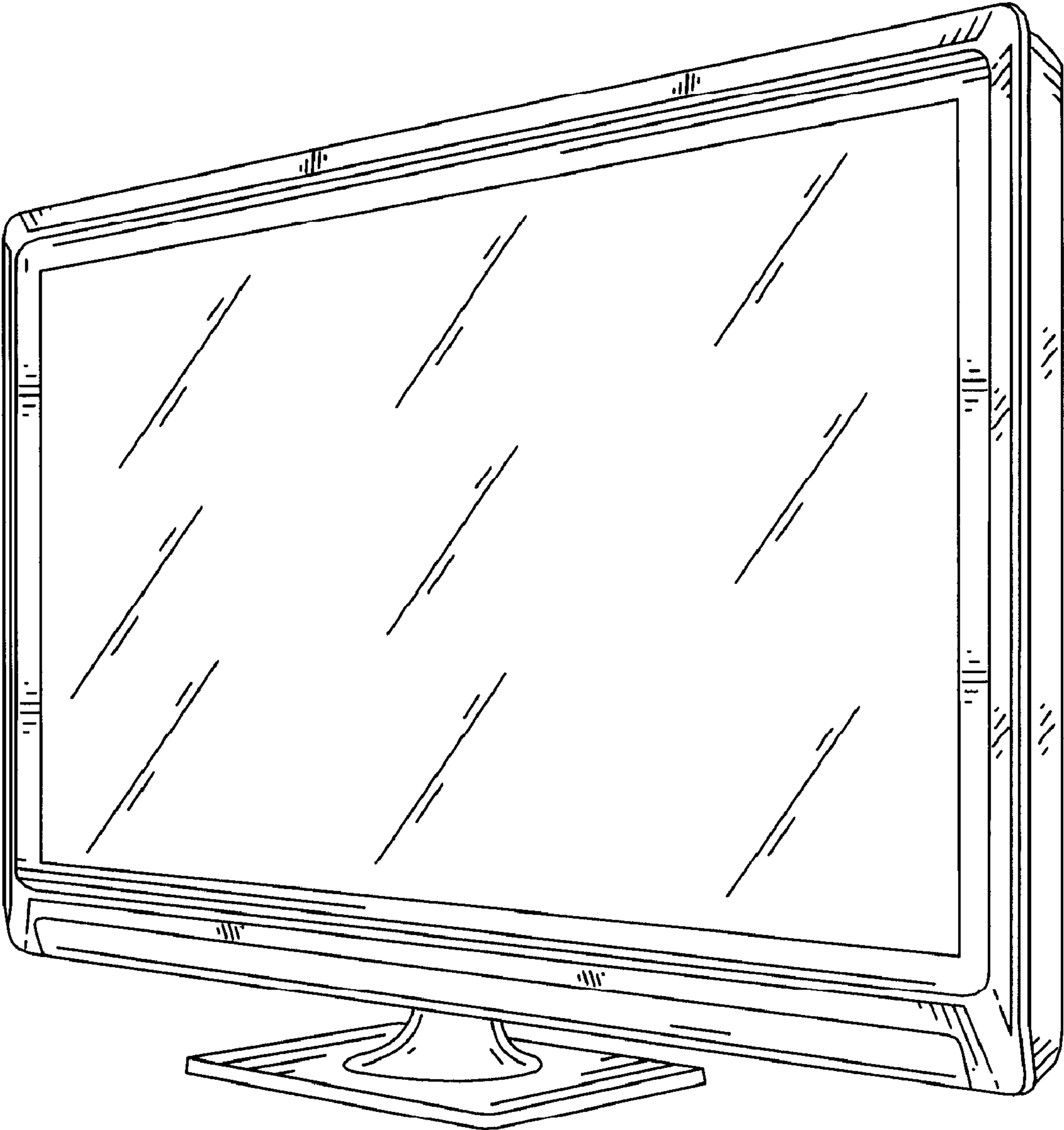


FIG. 1




FIG. 2




FIG. 3

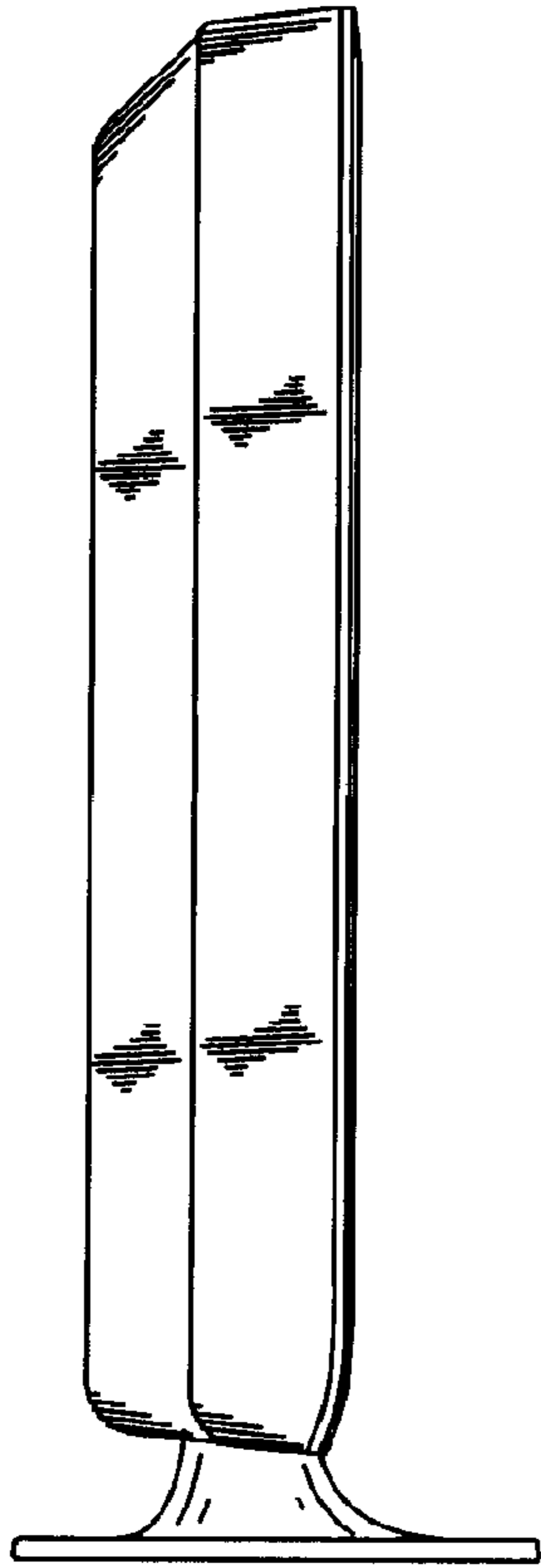


FIG. 4

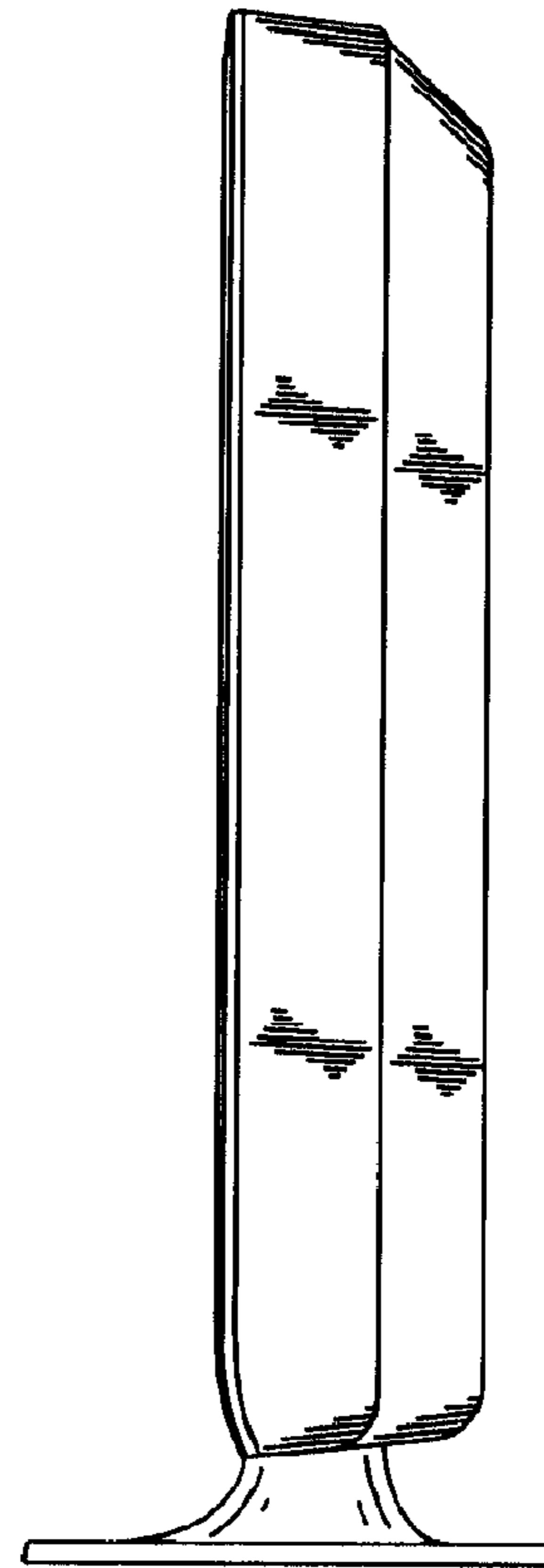


FIG. 5




FIG. 6




FIG. 7