



US00D584682S

(12) **United States Design Patent**
Tanaka

(10) **Patent No.:** **US D584,682 S**
(45) **Date of Patent:** **** Jan. 13, 2009**

(54) **AUTOMOBILE TIRE**

D576,544 S * 9/2008 Onoe D12/605

(75) Inventor: **Masaya Tanaka**, Osaka (JP)

FOREIGN PATENT DOCUMENTS

(73) Assignee: **Toyo Tire & Rubber Co., Ltd.**, Osaka (JP)

JP D1155724 S 10/2002

JP D1159290 S 11/2002

(**) Term: **14 Years**

* cited by examiner

Primary Examiner—Stacia Cadmus

(21) Appl. No.: **29/318,896**

(74) *Attorney, Agent, or Firm*—Westerman, Hattori, Daniels & Adrian, LLP.

(22) Filed: **May 30, 2008**

(57) **CLAIM**

(30) **Foreign Application Priority Data**

The ornamental design for an automobile tire, as shown and described.

Mar. 6, 2008 (JP) 2008-008199

(51) **LOC (9) Cl.** **12-15**

(52) **U.S. Cl.** **D12/605**

(58) **Field of Classification Search** D12/500–501,
D12/544, 579, 600, 605; 152/523–524, DIG. 12,
152/555

See application file for complete search history.

DESCRIPTION

FIG. 1 is a front view of the automobile tire;

FIG. 2 is a rear view of the automobile tire;

FIG. 3 is a left-side view of the automobile tire;

FIG. 4 is a top view of the automobile tire;

FIG. 5 is a perspective view of the automobile tire;

FIG. 6 is an enlarged view of X1–X2 in the front view of the automobile tire; and,

FIG. 7 is an enlarged cross-section view taken along the line A1–A2 in a space between two broken lines of Part B of FIG. 6.

The broken lines are for illustrative purposes only and form no part of the claimed design.

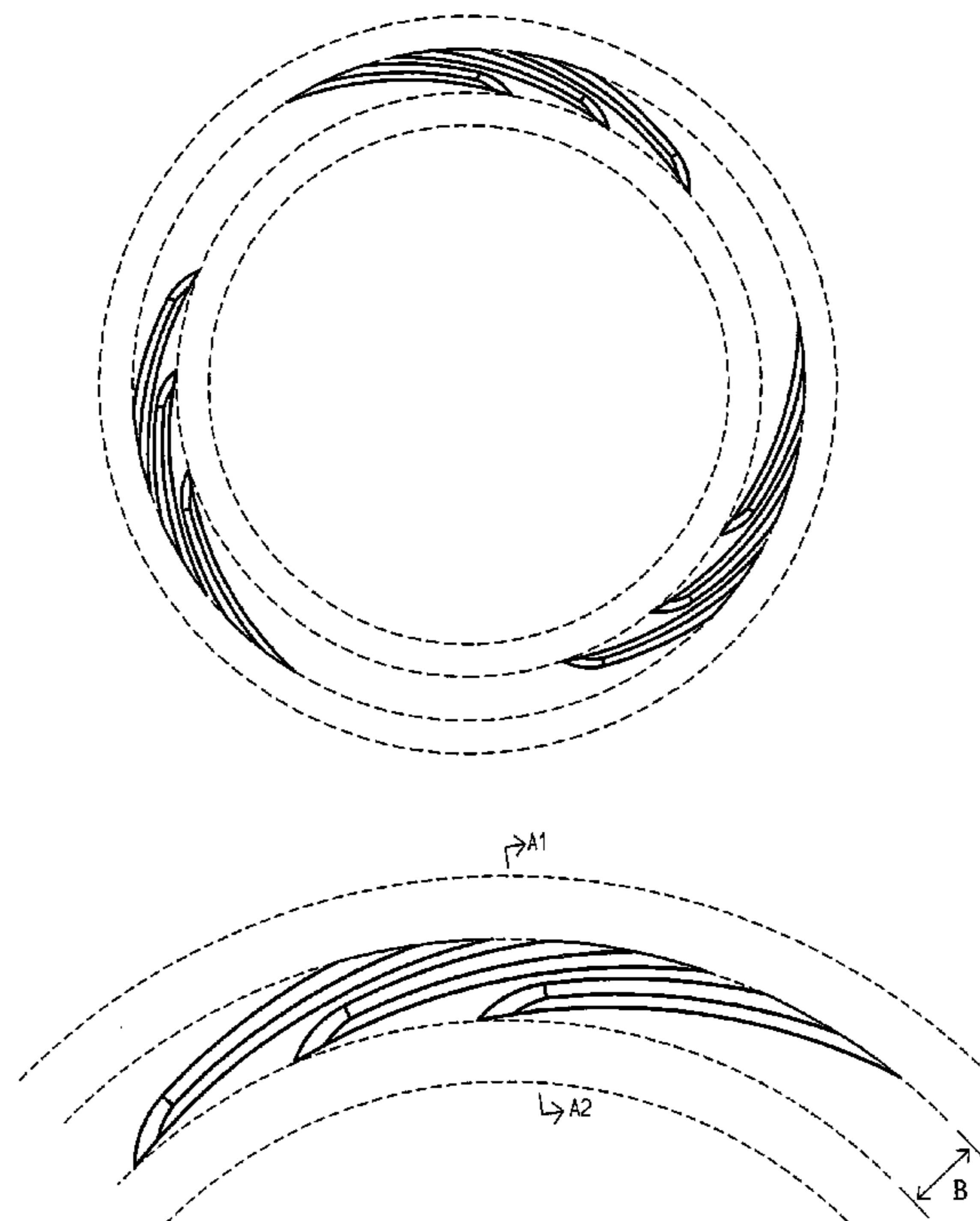
The right-side view is the same as the left-side view and the bottom view is the same as the top view.

(56) **References Cited**

U.S. PATENT DOCUMENTS

- D475,345 S 6/2003 Endo et al.
- D543,499 S * 5/2007 Shondel D12/605
- D555,583 S * 11/2007 Itoi D12/605
- D565,504 S * 4/2008 Tanaka D12/605
- D569,336 S * 5/2008 Onoe D12/605
- D569,791 S * 5/2008 Iwabuchi et al. D12/605
- D570,768 S * 6/2008 Takahashi D12/605
- D574,766 S * 8/2008 Iwabuchi et al. D12/605

1 Claim, 7 Drawing Sheets



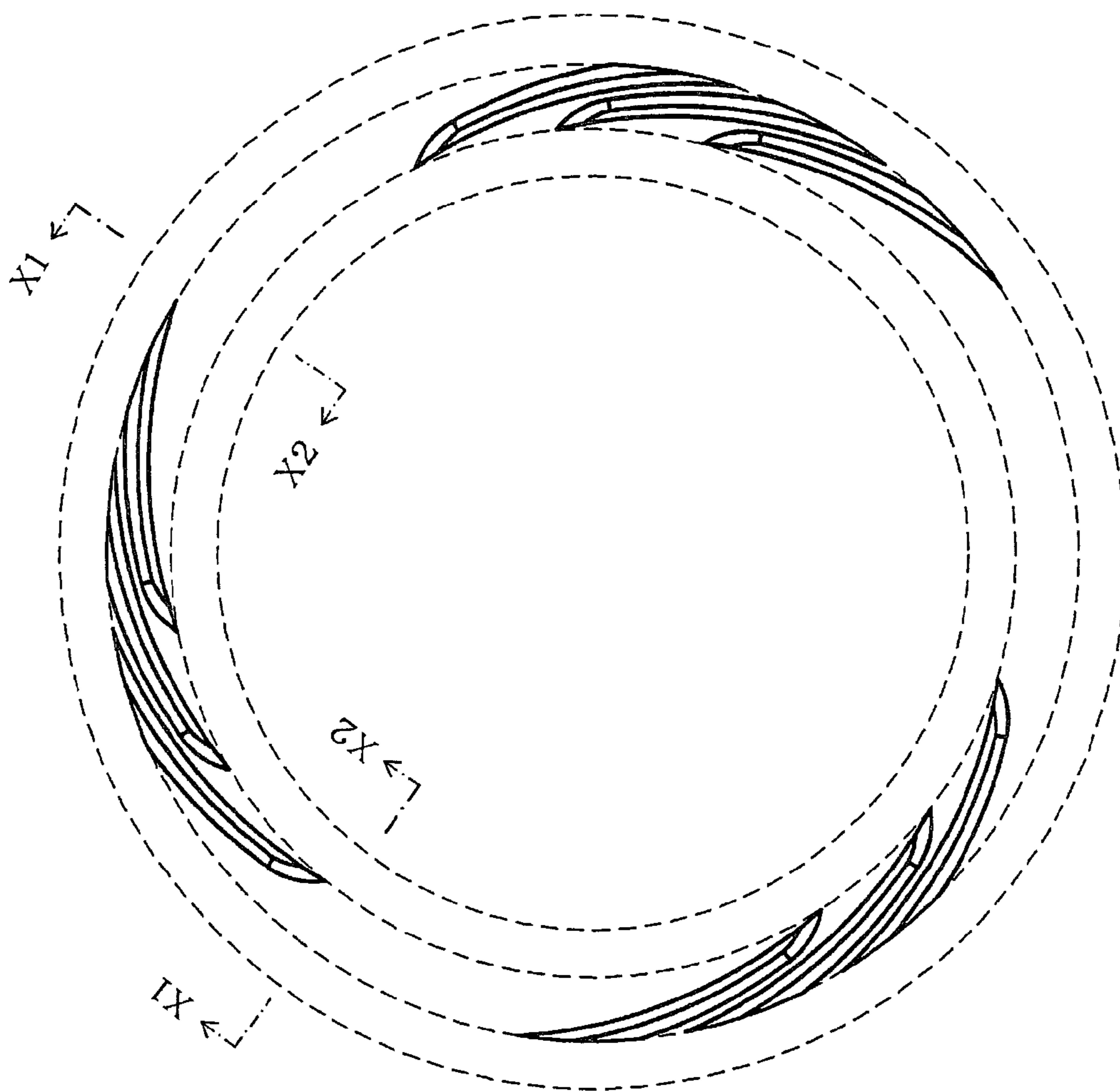


FIG.1

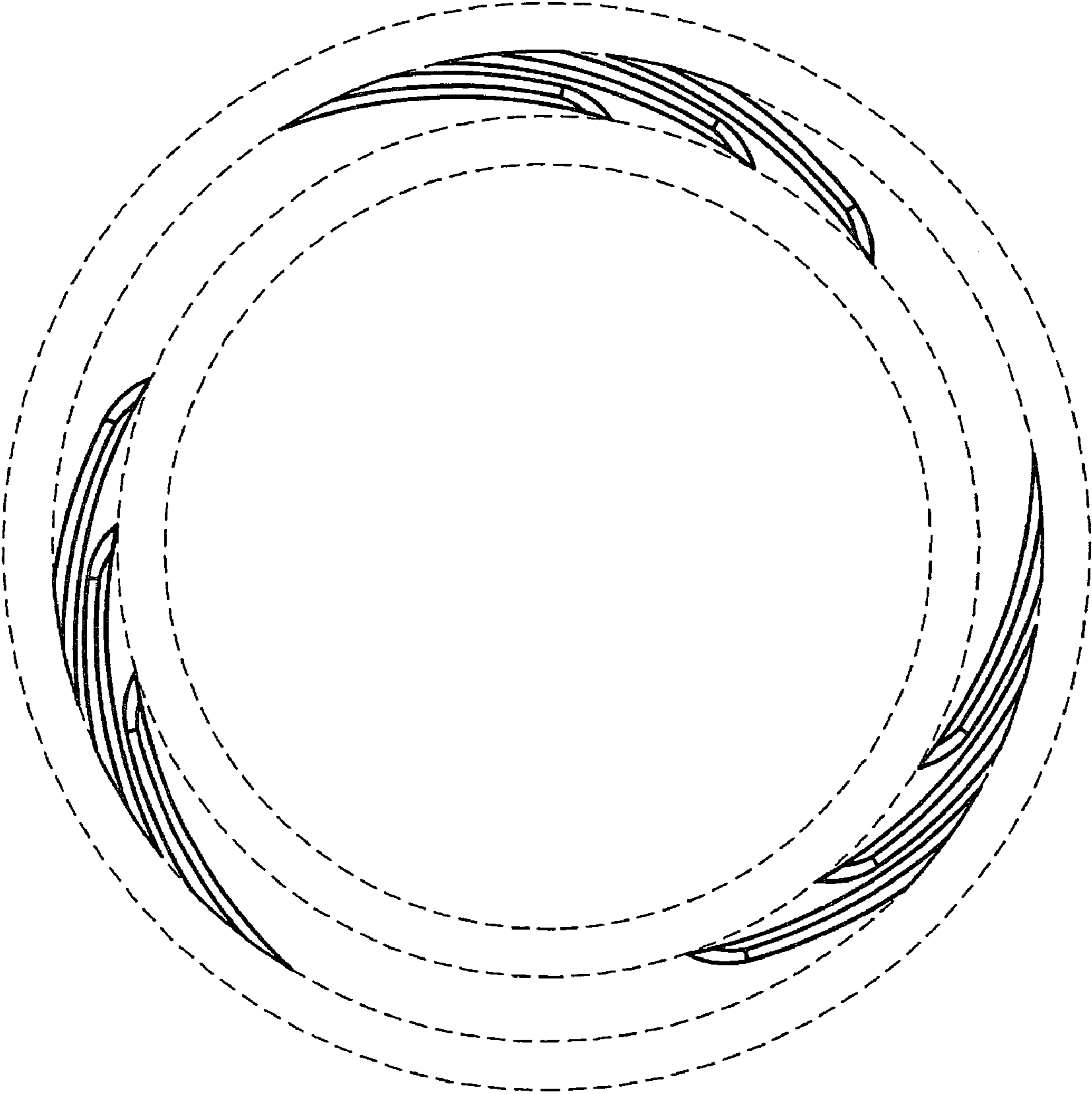


FIG.2




FIG.3




FIG.4

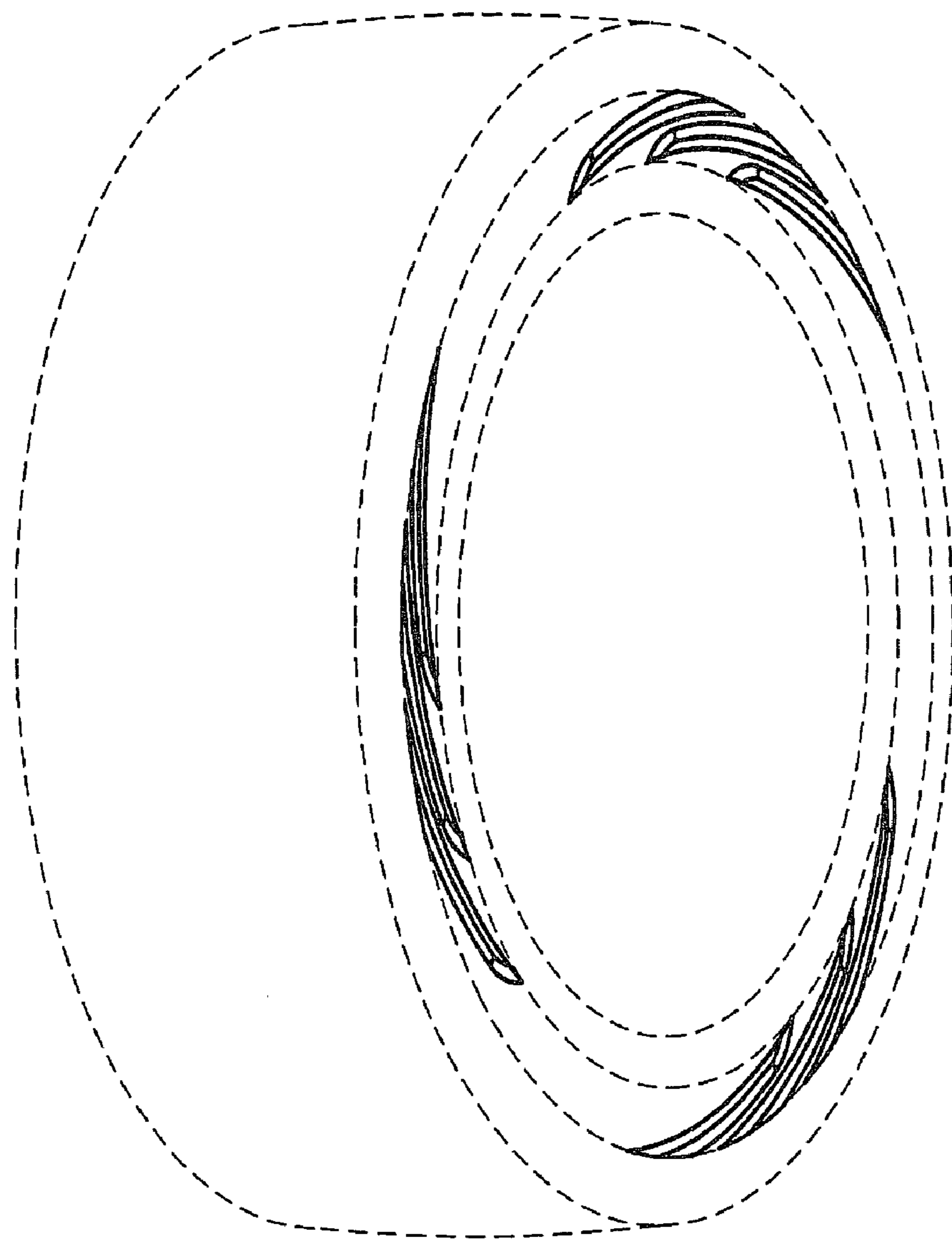


FIG.5

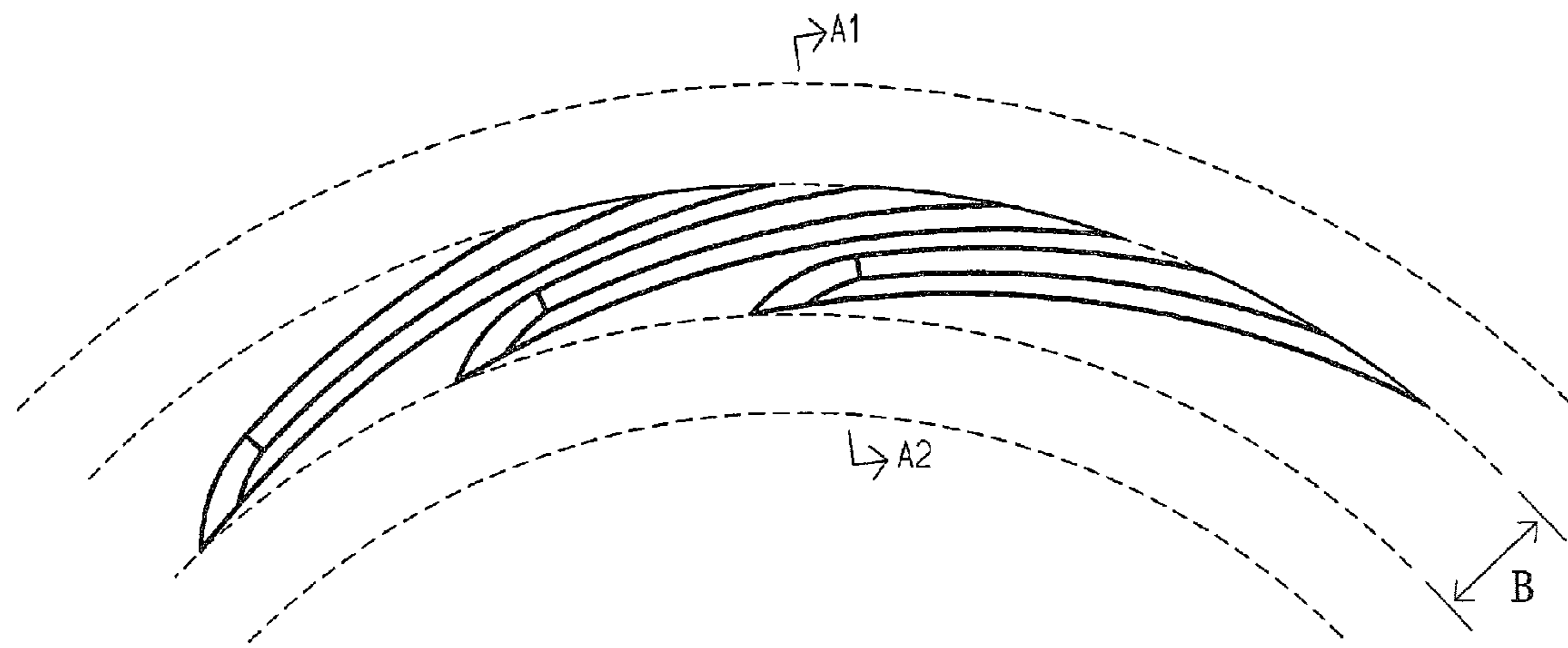


FIG.6

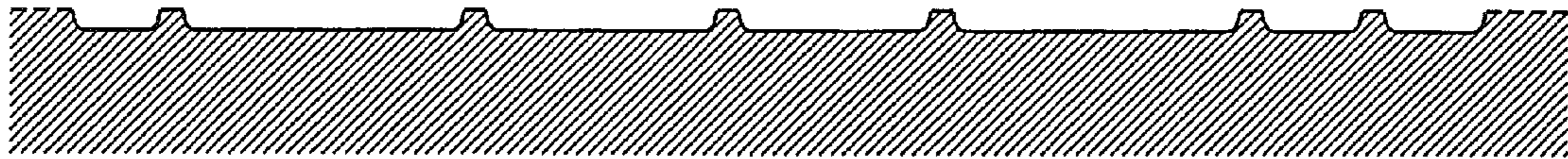


FIG.7