



US00D584665S

(12) **United States Design Patent**
Johnson et al.

(10) **Patent No.:** **US D584,665 S**
(45) **Date of Patent:** **** Jan. 13, 2009**

(54) **VEHICLE BUMPER**

(75) Inventors: **William J. Johnson**, Carrollton, TX (US); **Scott D. Hite**, Pilot Point, TX (US); **Troy R. McCuller**, Corinth, TX (US)

(73) Assignee: **PACCAR Inc**, Bellevue, WA (US)

(**) Term: **14 Years**

(21) Appl. No.: **29/299,266**

(22) Filed: **Dec. 20, 2007**

(51) **LOC (9) Cl.** **12-16**

(52) **U.S. Cl.** **D12/169**

(58) **Field of Classification Search** D12/169,
D12/196, 171, 163, 216, 90-92, 86; 293/102,
293/113, 115, 117, 120; 296/180.1, 180.2
See application file for complete search history.

(56) **References Cited**

U.S. PATENT DOCUMENTS

D271,864 S	12/1983	Kangas	
D291,982 S	9/1987	Simons	
D307,731 S	5/1990	Kerney	
D343,605 S	1/1994	Meryman	
D364,371 S	11/1995	Ray	
D381,946 S	8/1997	Delashaw	
D403,636 S	1/1999	Meryman	
D411,494 S	6/1999	Meryman	
D429,669 S	8/2000	Cook	
D458,565 S *	6/2002	Maher et al.	D12/169
D476,929 S *	7/2003	Dozier et al.	D12/169
D482,302 S *	11/2003	Dozier et al.	D12/169
D492,628 S *	7/2004	Bond et al.	D12/169
D504,850 S	5/2005	Gunter	
D563,840 S *	3/2008	Simons et al.	D12/169

OTHER PUBLICATIONS

Canadian Kenworth Truck, Mississauga, Ontario, Canada, "Construction Trucks," Jul. 1990, 16-page brochure.

Kenworth Truck Company, Kirkland, Washington, "T600A," 1985, 10-page brochure.

Kenworth Truck Company, Kirkland, Washington, "AeroCab," 1993, 6-page brochure.

Kenworth Truck Company, Kirkland, Washington, "Studio Sleeper," 1993, 5-page brochure.

(Continued)

Primary Examiner—Melody N Brown

(74) *Attorney, Agent, or Firm*—Christensen O'Connor Johnson Kindness PLLC

(57) **CLAIM**

The ornamental design for a vehicle bumper, as shown and described.

DESCRIPTION

FIG. 1 is a front perspective view of a vehicle bumper showing a first embodiment of our new design;

FIG. 2 is a front elevational view thereof;

FIG. 3 is a top plan view thereof;

FIG. 4 is a bottom plan view thereof;

FIG. 5 is a left side elevational view thereof;

FIG. 6 is a right side elevational view thereof;

FIG. 7 is a front perspective view of a vehicle bumper showing a second embodiment of our new design;

FIG. 8 is a front elevational view of FIG. 7;

FIG. 9 is a top plan view of FIG. 7;

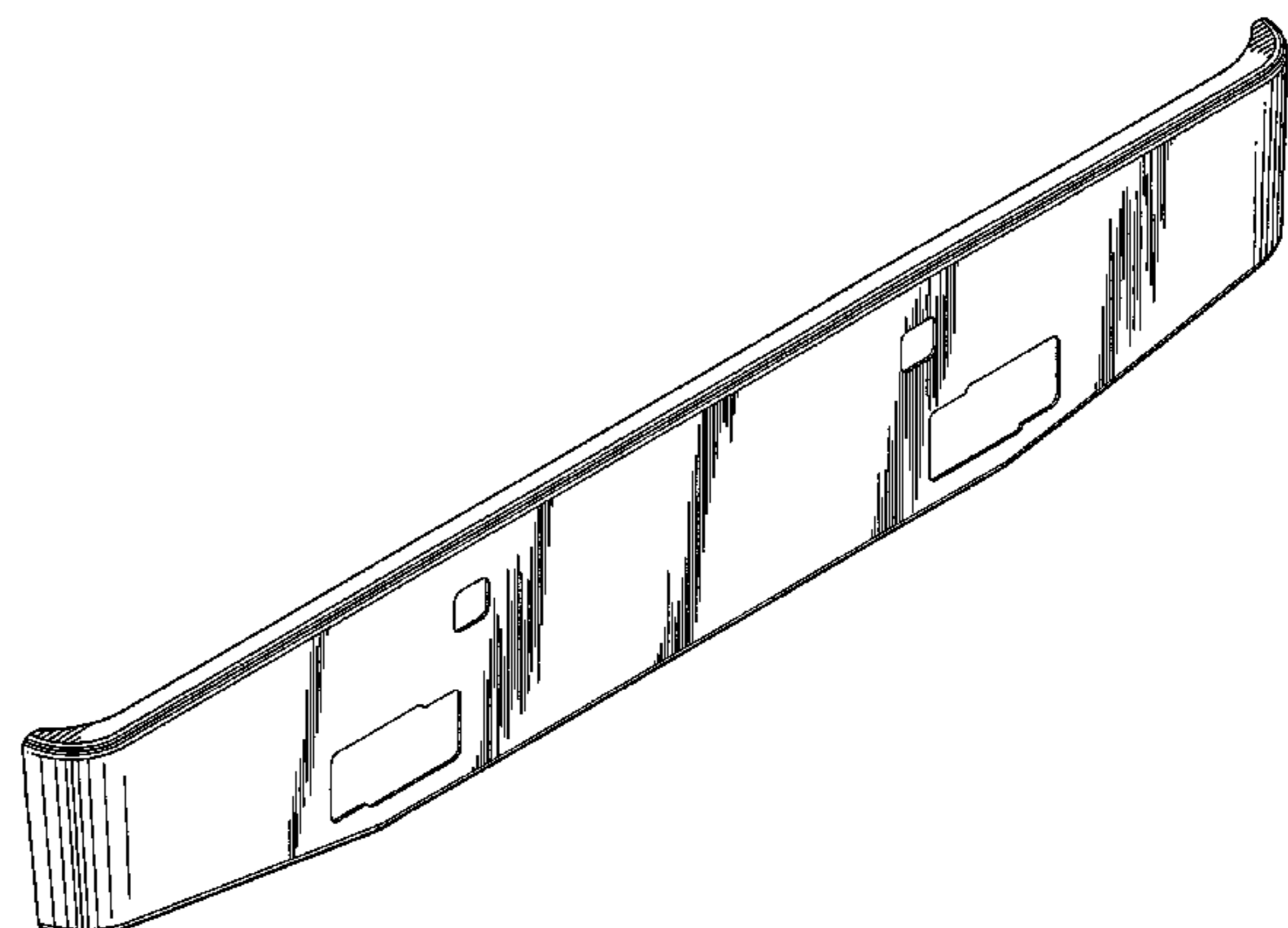
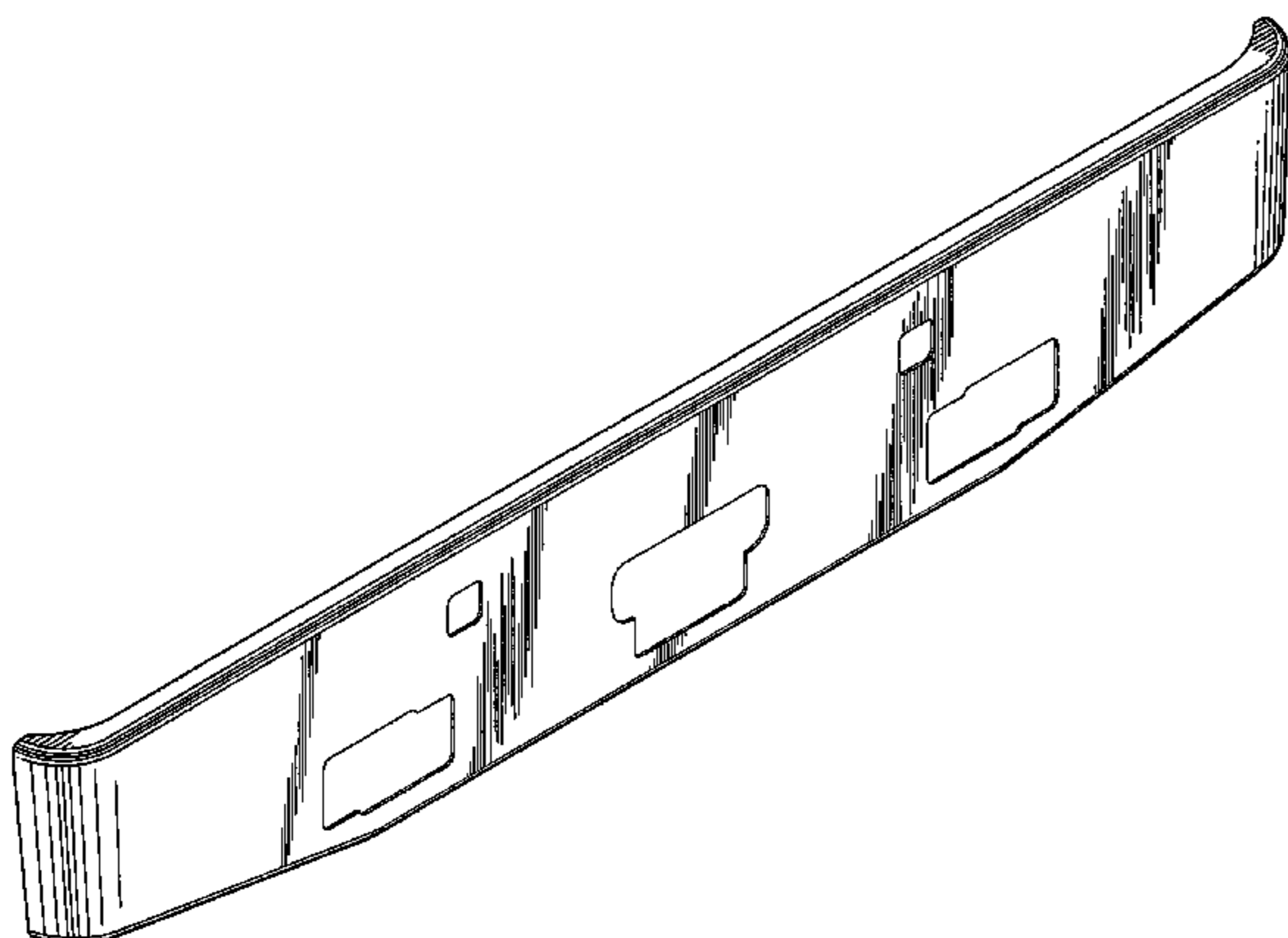
FIG. 10 is a bottom plan view of FIG. 7;

FIG. 11 is a left side elevational view of FIG. 7; and,

FIG. 12 is a right side elevational view of FIG. 7;

The rear of the vehicle bumper is omitted and is unornamented.

1 Claim, 6 Drawing Sheets



OTHER PUBLICATIONS

- Kenworth Truck Company, Kirkland, Washington, "W900L AeroCab," 1994, 2-page brochure.
- Kenworth Truck Company, Kirkland, Washington, "T600," 1996, 7-page brochure.
- Kenworth Truck Company, Kirkland, Washington, "T800," 1996, 7-page brochure.
- Kenworth Truck Company, Kirkland, Washington, "W900," 1996, 7-page brochure.
- Kenworth Truck Company, Kirkland, Washington, "T300," 1997, 5-page brochure.
- Kenworth Truck Company, Kirkland, Washington, "T2000," 1999, 20-page brochure.
- Peterbilt Motors Company, Denton, Texas, "Model 357," May 1994, 3-page brochure.
- Peterbilt Motors Company, Denton, Texas, "Unibilt™ Cab Sleeper System," Aug. 1994, 6-page brochure.
- Peterbilt Motors Company, Denton, Texas, "Model 377A/E," Jan. 1995, 6-page brochure.
- Peterbilt Motors Company, Denton, Texas, "Model 379," Mar. 1996, 5-page brochure.
- Peterbilt Motors Company, Denton, Texas, "Model 320," May 1996, 2-page brochure.
- Peterbilt Motors Company, Denton, Texas, "Model 385," Oct. 1996, 5-page brochure.
- Peterbilt Motors Company, Denton, Texas, "Model 377A/E," Aug. 1997, 2-page brochure.
- Peterbilt Motors Company, Denton, Texas, "Class Pays," Sep. 1997, 10-page brochure.
- Peterbilt Motors Company, Denton, Texas, "Model 330," Oct. 1997, 3-page brochure.
- Peterbilt Motors Company, Denton, Texas, "Model 378," Mar. 1998, 3-page brochure.
- Peterbilt Motors Company, Denton, Texas, "Class Pays," Nov. 1998, 10-page brochure.
- Peterbilt Motors Company, Denton, Texas, "Class Pays, Ergonomic Dash," Mar. 2000, 2-page brochure.
- Peterbilt Motors Company, Denton, Texas, "Class Pays, Medium Duty," Sep. 2000, 12-page brochure.
- Peterbilt Motors Company, Denton, Texas, "Model 357, New Sloped Hood," May 2002, 2-page brochure.
- Peterbilt Motors Company, Denton, Texas, "Model 387," Oct. 2002, 2-page brochure.
- Peterbilt Motors Company, Denton, Texas, "Class Pays Refuse Trucks," Sep. 2003, 2-page brochure.
- Peterbilt Motors Company, Denton, Texas, "Model 357 Heavy Haul," Mar. 2005, 2-page brochure.
- Peterbilt Motors Company, Denton, Texas, "Model 357-115," Mar. 2005, 2-page brochure.
- Peterbilt Motors Company, Denton, Texas, "Model 379," Apr. 2005, 2-page brochure.
- Peterbilt Motors Company, Denton, Texas, "Class Pays, Platinum Interior," May 2005, 4-page brochure.
- Peterbilt Motors Company, Newark, California, "The Working Class," Sep. 1976, 6-page brochure.
- Peterbilt Motors Company, Newark, California, "Rest with Class," Apr. 1978, 4-page brochure.
- Peterbilt Motors Company, Newark, California, "Model 362," 1985, 8-page brochure.
- Peterbilt Motors Company, Newark, California, "Model 357 Standard Specifications," Sep. 1986, 6-page brochure.
- Peterbilt Motors Company, Newark, California, "Model 375 Standard Specifications," Sep. 1986, 6-page brochure.
- Peterbilt Motors Company, Denton, Texas, "Peterbilt Parts & Accessories" catalog, as early as 2000.
- Peterbilt Motors Company, Newark, California, "Cabovers," as early as 2000, 7-page brochure.

* cited by examiner

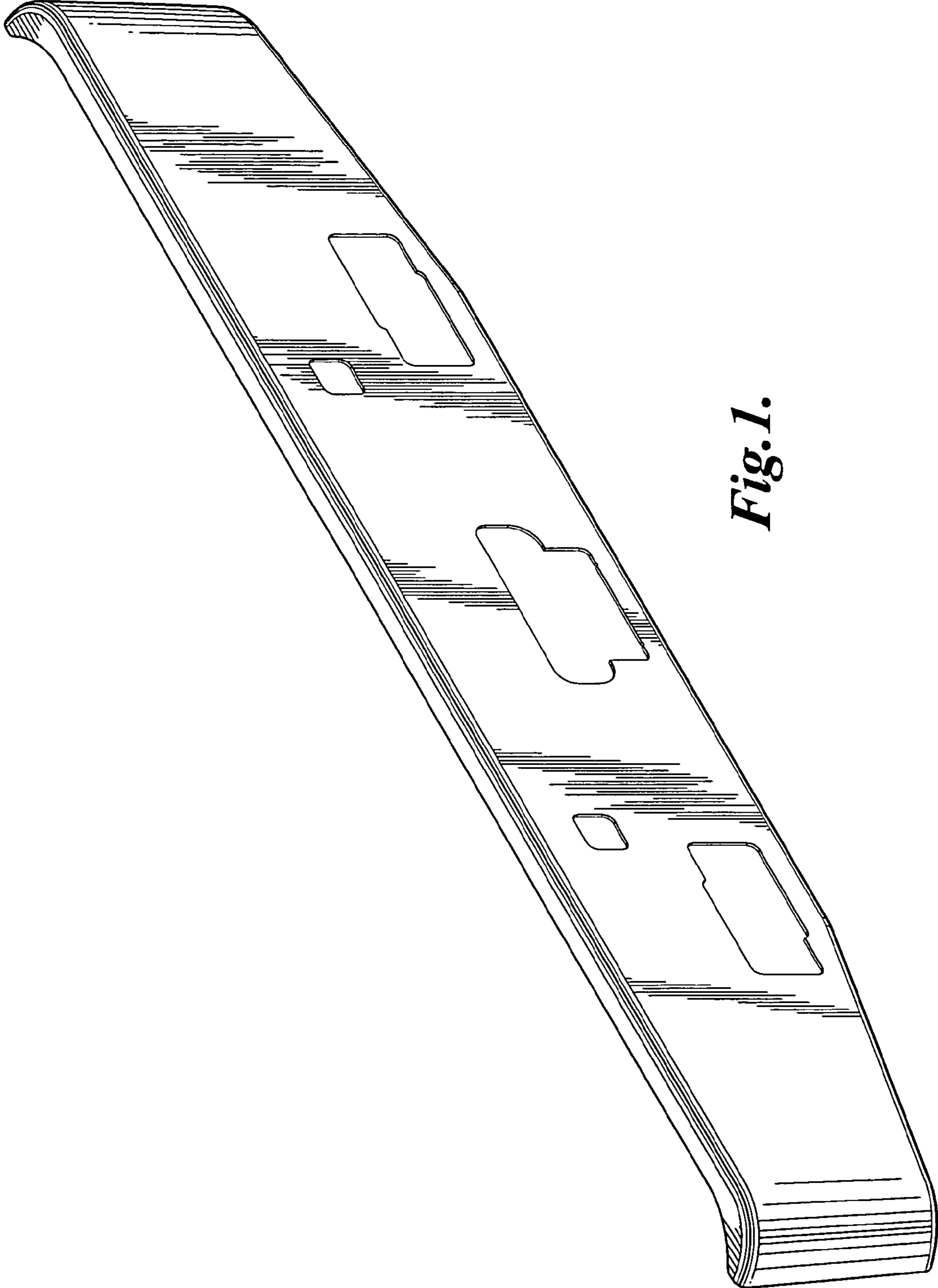


Fig. 1.

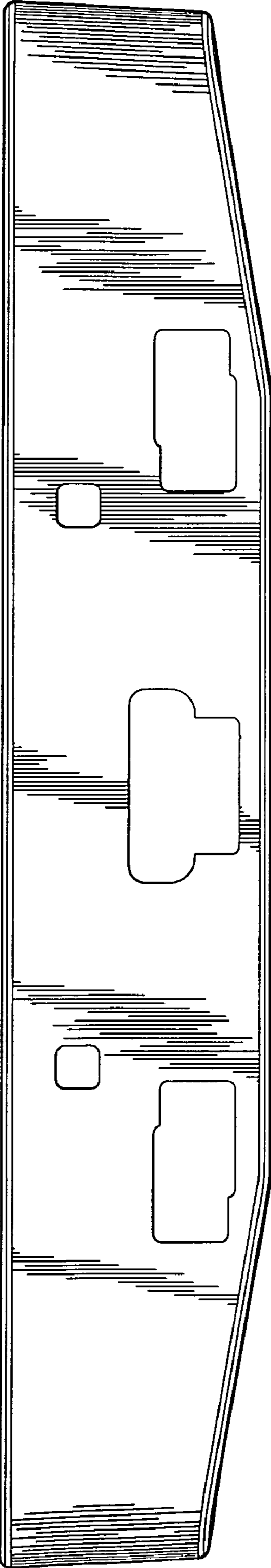


Fig. 2.




Fig. 3.




Fig. 6.




Fig. 5.

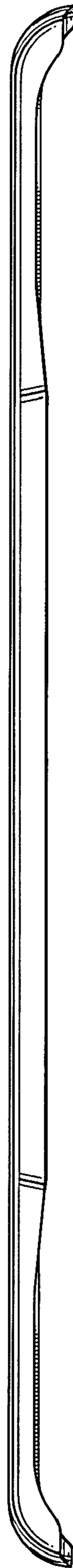


Fig. 4.

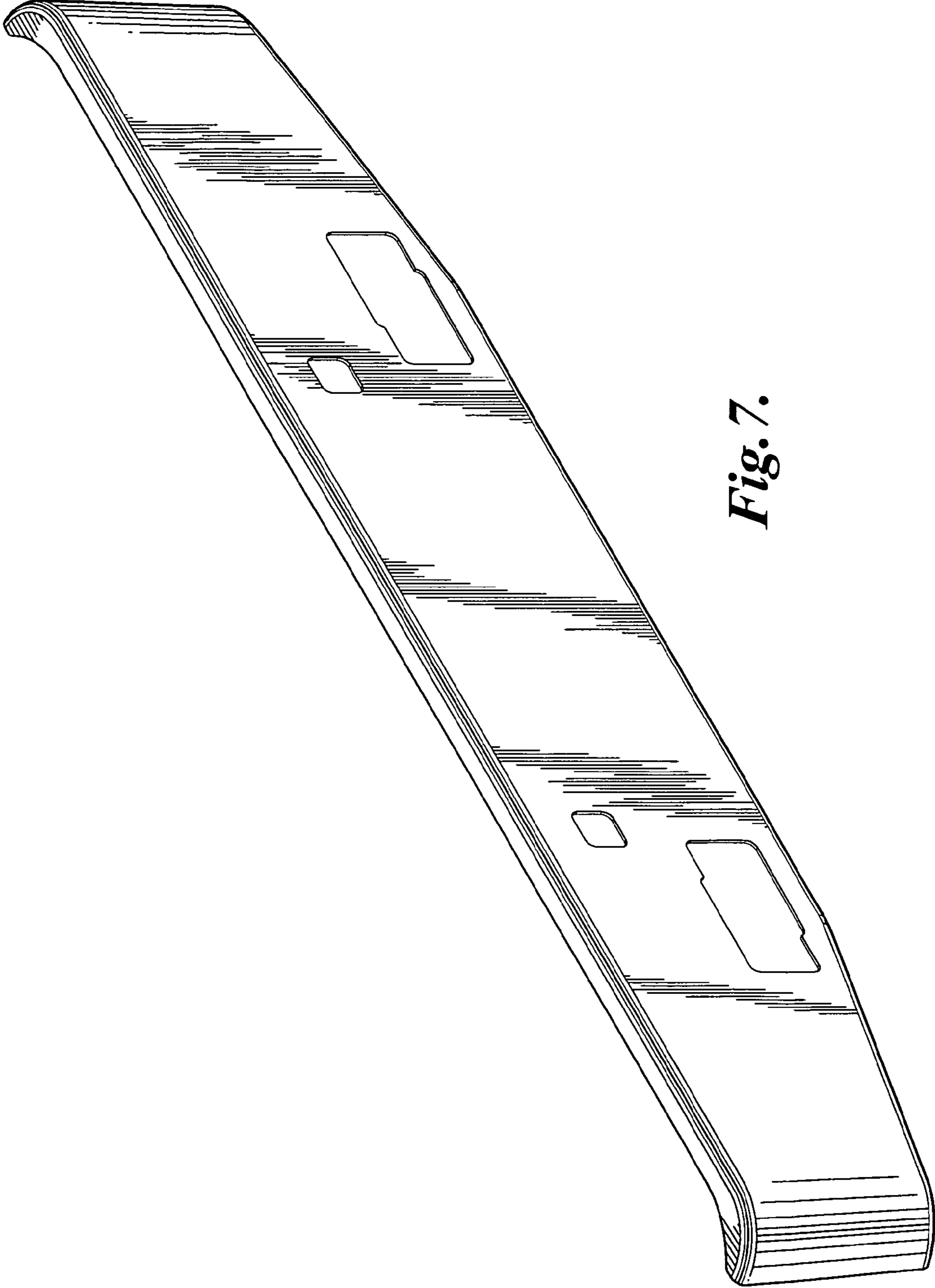


Fig. 7.




Fig. 8.

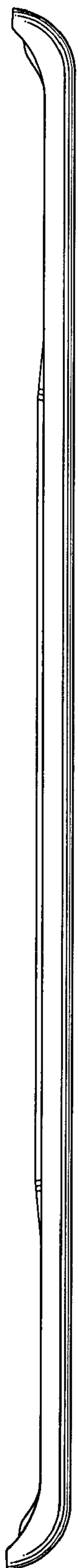


Fig. 9.




Fig. 12.

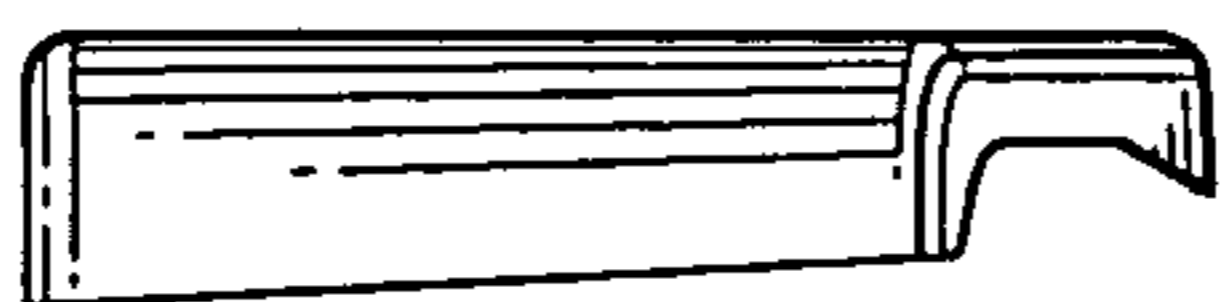


Fig. 11.

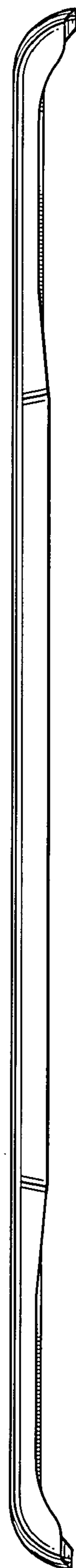


Fig. 10.