



US00D584657S

(12) **United States Design Patent**
Zheng

(10) **Patent No.:** **US D584,657 S**
(45) **Date of Patent:** **** Jan. 13, 2009**

(54) **AUTOMOBILE**

D563,833 S * 3/2008 Suga et al. D12/91
D564,412 S * 3/2008 Suga et al. D12/91

(75) Inventor: **Chunhong Zheng**, Baoding (CN)

* cited by examiner

(73) Assignee: **Great Wall Motor Company Limited**,
Baoding (CN)

Primary Examiner—Melody N Brown
(74) *Attorney, Agent, or Firm*—Courtney Staniford &
Gregory LLP

(**) Term: **14 Years**

(21) Appl. No.: **29/283,040**

(57) **CLAIM**

(22) Filed: **Aug. 3, 2007**

The ornamental design for an automobile, as shown and
described.

(30) **Foreign Application Priority Data**

DESCRIPTION

Feb. 7, 2007 (CN) 2007 3 0000991

FIG. 1 is a front perspective view of an automobile showing
my new design;

(51) **LOC (9) Cl.** **12-08**

FIG. 2 is a rear perspective view thereof;

(52) **U.S. Cl.** **D12/90**

FIG. 3 is a front view thereof;

(58) **Field of Classification Search** D12/86,
D12/90–92; 296/185.1

FIG. 4 is a rear view thereof;

See application file for complete search history.

FIG. 5 is a right side view thereof;

(56) **References Cited**

FIG. 6 is a left side view thereof; and,

U.S. PATENT DOCUMENTS

FIG. 7 is a top view thereof.

D526,934 S * 8/2006 Fujiwara et al. D12/90


The bottom view is omitted, since the bottom of the automo-
bile is not often seen.

D531,087 S * 10/2006 Newton D12/91

D541,702 S * 5/2007 D'Aprile et al. D12/91

D563,832 S * 3/2008 Suga et al. D12/90

1 Claim, 5 Drawing Sheets






FIG.1




FIG.2

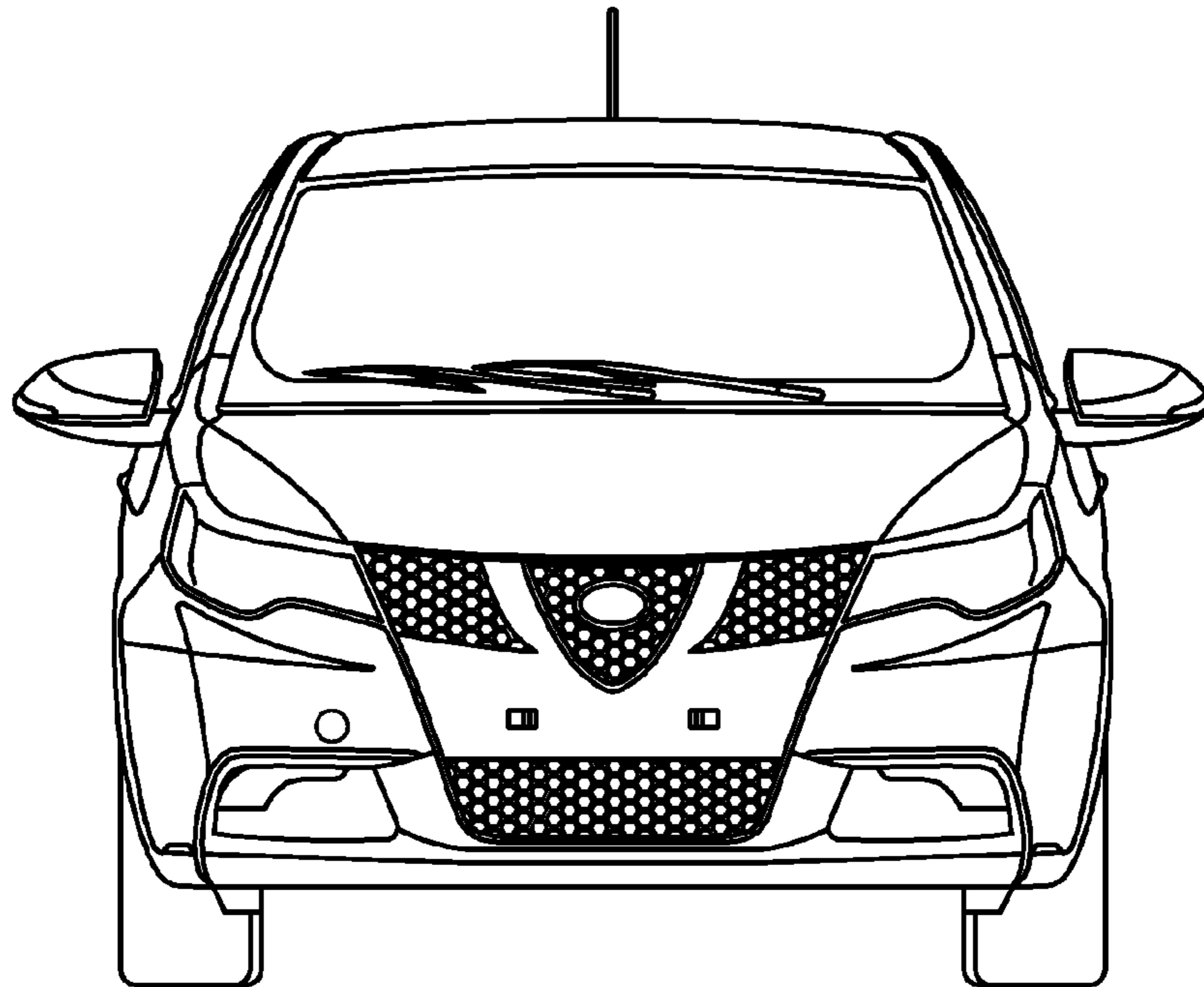


FIG.3

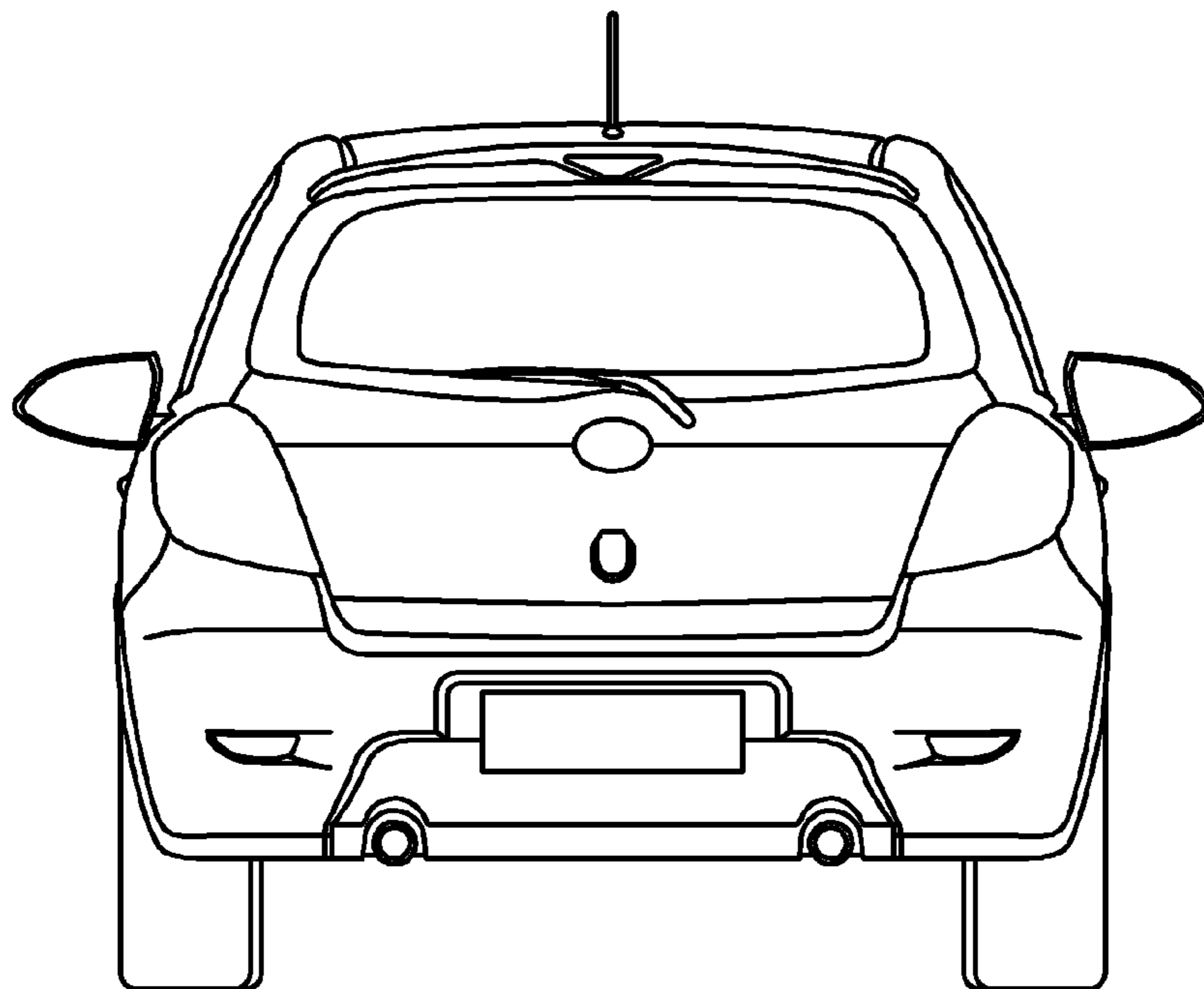


FIG.4




FIG.5




FIG.6




FIG. 7