



US00D584656S

(12) **United States Design Patent**
Petit

(10) **Patent No.:** **US D584,656 S**
(45) **Date of Patent:** **** Jan. 13, 2009**

(54) **SNOWMOBILE**

(75) Inventor: **Philippe Petit**, Orford (CA)

(73) Assignee: **BRP Finland Oy**, Rovaniemi (FI)

(**) Term: **14 Years**

(21) Appl. No.: **29/298,602**

(22) Filed: **Dec. 7, 2007**

(51) **LOC (9) Cl.** **12-14**

(52) **U.S. Cl.** **D12/7**

(58) **Field of Classification Search** D12/7,
D12/8, 9, 10, 110, 111, 112, 307, 400, 86,
D12/85, 88, 11, 159, 162, 168, 169, 172,
D12/173; D21/533; 180/182, 190, 184-186,
180/9.25, 180, 219, 193, 194; D6/354; 280/845
See application file for complete search history.

(56) **References Cited**

U.S. PATENT DOCUMENTS

D253,883 S	1/1980	Shimasaki
D264,830 S	6/1982	Ishiyama
D273,185 S	3/1984	Ishiyama
D278,892 S	5/1985	Kobayashi
D314,535 S	2/1991	Matsue
D319,607 S	9/1991	Anselme
D328,575 S	8/1992	Berto
D334,374 S	3/1993	Hornai
D342,044 S	12/1993	Hornai
D342,220 S	12/1993	Hornai
D346,137 S	4/1994	Hornai
D362,207 S	9/1995	Hacke et al.
D389,780 S	1/1998	Komatsu et al.
D403,272 S	12/1998	Cadotte et al.
D403,273 S	12/1998	Cadotte et al.
D438,821 S	3/2001	Cadotte et al.
D446,166 S	8/2001	Cadotte et al.
D457,106 S	5/2002	Cadotte et al.
D457,202 S	5/2002	Baskin et al.
D466,049 S	11/2002	Cadotte
D468,547 S	1/2003	Cadotte et al.
D477,247 S	7/2003	Cadotte et al.
D477,248 S	7/2003	Cadotte et al.

D478,297 S	8/2003	Cadotte et al.
D478,532 S	8/2003	Crepeau et al.
D479,490 S	9/2003	Cadotte et al.
D479,696 S	9/2003	Cadotte et al.
D479,697 S	9/2003	Cadotte et al.
D479,813 S	9/2003	Cadotte et al.

(Continued)

OTHER PUBLICATIONS

U.S. Appl. No. 29/298,597, filed Dec. 7, 2007. Title: Snowmobile Hood.

(Continued)

Primary Examiner—T. Chase Nelson
Assistant Examiner—Ania K Dworzecka
(74) *Attorney, Agent, or Firm*—Osler, Hoskin & Harcourt LLP

(57) **CLAIM**

The ornamental design for a snowmobile, as shown and described.

DESCRIPTION


FIG. 1 is a rear right perspective view showing a snowmobile according to my design;

FIG. 2 is a right side elevation view thereof, the left side elevation view being a mirror image of FIG. 2; and,

FIG. 3 is a top plan view thereof.

Throughout the Figures, the dashed broken lines represent environmental matter and/or unclaimed portions of the snowmobile and form no part of the claimed design. The dash-dot broken lines represent the boundary between claimed and unclaimed areas and form no part of the claimed design. Portions of the snowmobile not shown in the Figures form no part of the claimed design.

1 Claim, 3 Drawing Sheets



US D584,656 S

Page 2

U.S. PATENT DOCUMENTS

D479,814 S	9/2003	Cadotte et al.	D495,973 S	9/2004	Cadotte et al.
D479,815 S	9/2003	Crepeau et al.	D496,883 S	10/2004	Sanschagrín et al.
D479,816 S	9/2003	Crepeau et al.	D499,669 S	12/2004	Sanschagrín et al.
D480,019 S	9/2003	Cadotte et al.	D504,090 S *	4/2005	James D12/110
D480,020 S	9/2003	Crepeau et al.	D505,889 S	6/2005	Girouard et al.
D487,233 S	3/2004	Cadotte et al.	D511,998 S	11/2005	Deluy
D487,413 S	3/2004	Cadotte et al.	D512,662 S	12/2005	Deluy
D488,094 S	4/2004	Cadotte et al.	D515,457 S	2/2006	Deluy
D488,095 S	4/2004	Cadotte et al.	D541,192 S	4/2007	Jokelainen
D488,096 S	4/2004	Cadotte et al.	D548,136 S	8/2007	Musselman
D488,097 S	4/2004	Cadotte et al.	D548,137 S	8/2007	Curthelet
D488,098 S	4/2004	Cadotte et al.	D548,645 S	8/2007	Curthelet
D488,404 S	4/2004	Cadotte et al.	D552,506 S	10/2007	Deluy
D493,121 S	7/2004	Sanschagrín et al.	D563,271 S	3/2008	Curthelet
D493,390 S	7/2004	Sanschagrín et al.			
D494,100 S	8/2004	Sanschagrín et al.			
D494,502 S	8/2004	Sanschagrín et al.			
D494,503 S	8/2004	Sanschagrín et al.			
D494,504 S	8/2004	Sanschagrín et al.			
D494,505 S	8/2004	Sanschagrín et al.			
D494,889 S	8/2004	Sanschagrín et al.			
D495,274 S	8/2004	Sanschagrín et al.			

OTHER PUBLICATIONS

U.S. Appl. No. 29/298,600, filed Dec. 7, 2007. Title: Snowmobile Side Panel.

U.S. Appl. No. 29/298,601, filed Dec. 7, 2007. Title: Snowmobile.

U.S. Appl. No. 29/298,599, filed Dec. 7, 2007. Title: Snowmobile Side Panel.

* cited by examiner

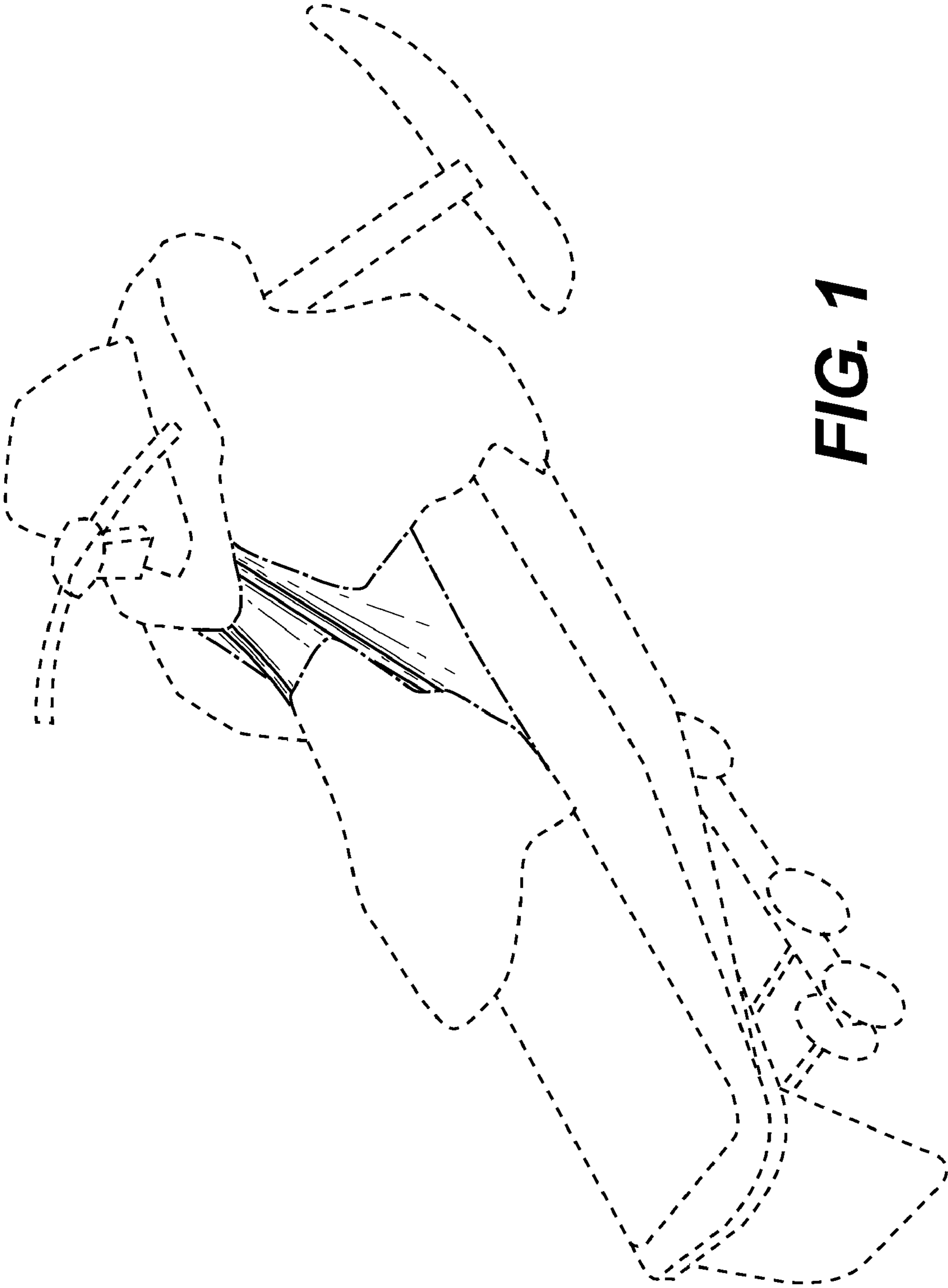


FIG. 1

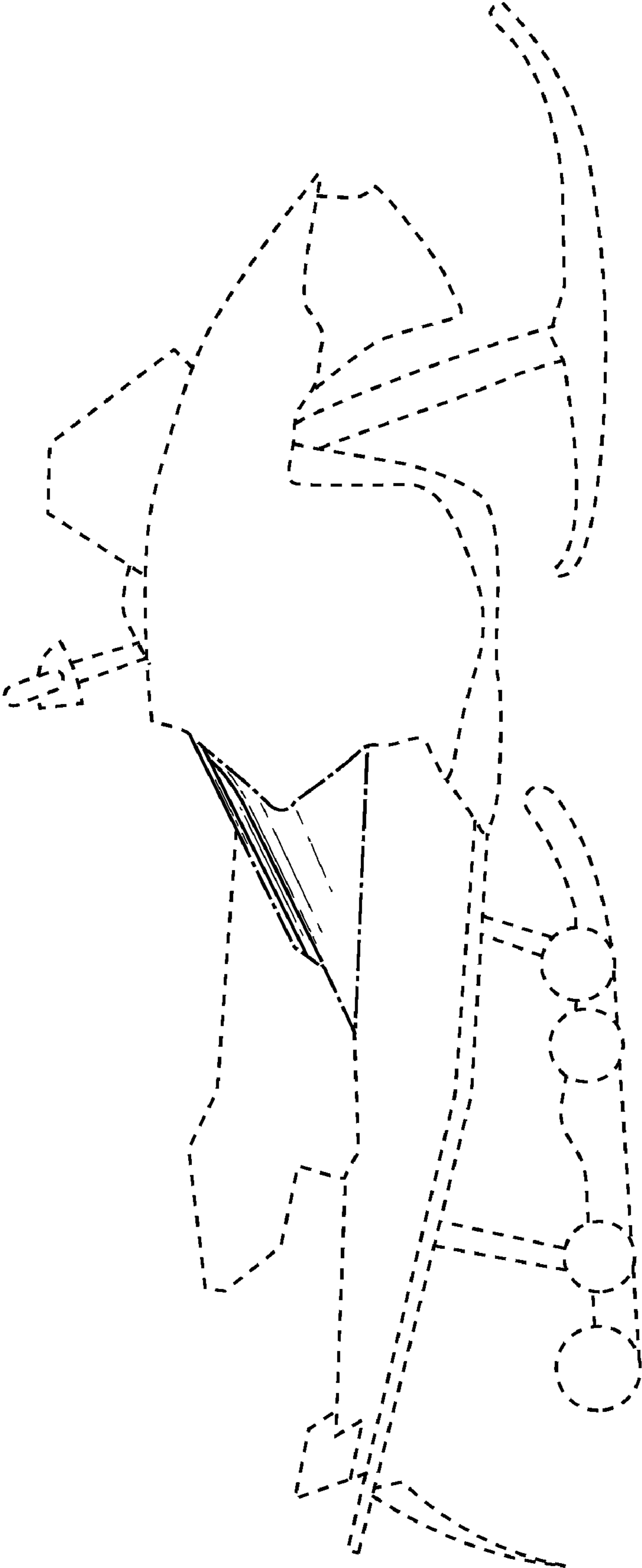


FIG. 2

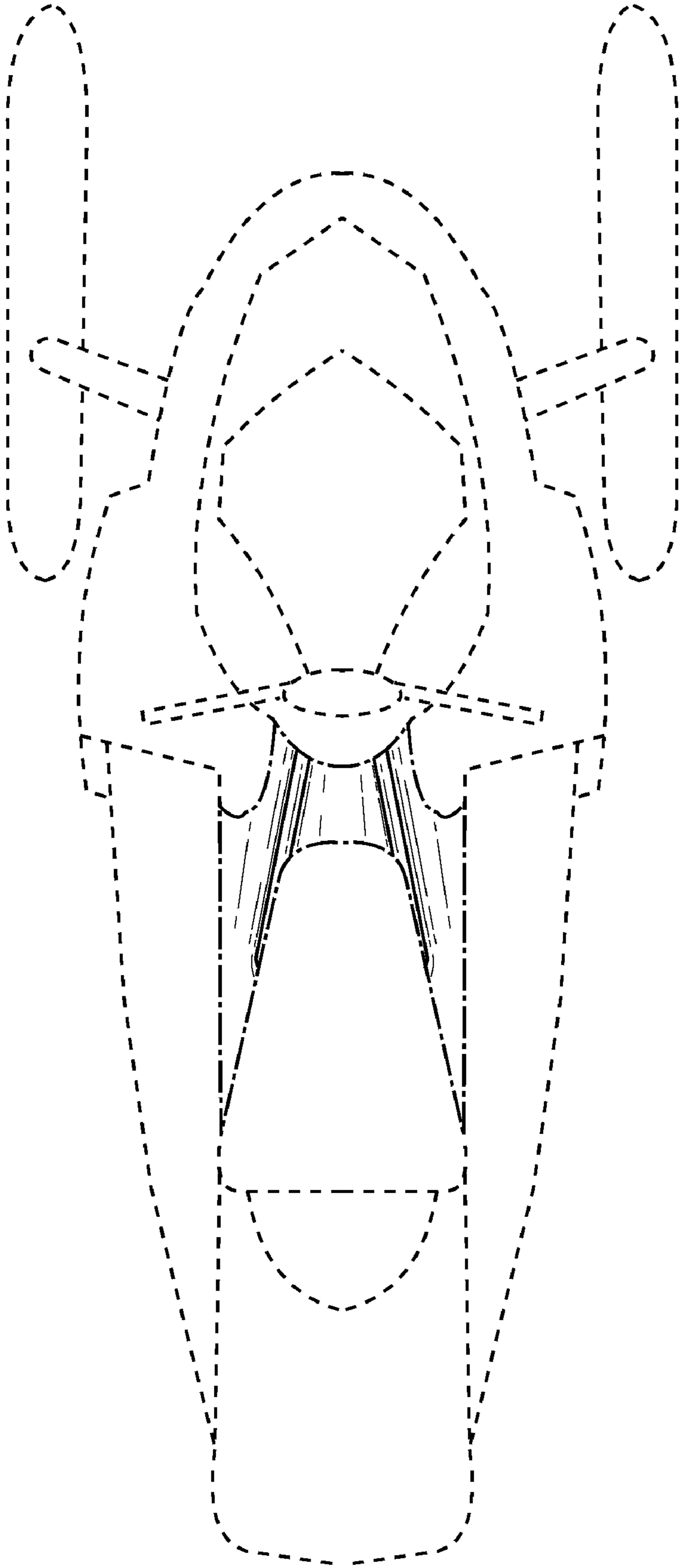


FIG. 3