



US00D584631S

(12) **United States Design Patent**  
**Van Well**

(10) **Patent No.:** **US D584,631 S**  
(45) **Date of Patent:** **\*\* Jan. 13, 2009**

(54) **CONTAINER FOR COSMETICS**  
(75) Inventor: **Frank Van Well**, Hilzingen (DE)  
(73) Assignee: **Ing. Erich Pfeiffer GmbH** (DE)  
(\*\*) Term: **14 Years**  
(21) Appl. No.: **29/299,555**  
(22) Filed: **Dec. 28, 2007**

D392,191 S \* 3/1998 Nash et al. .... D9/520  
D402,206 S \* 12/1998 Mastey ..... D9/556  
D411,460 S \* 6/1999 Nobuto ..... D9/560  
6,109,468 A \* 8/2000 Kneer ..... 215/378  
D458,143 S \* 6/2002 Ackerman ..... D9/549  
D488,070 S \* 4/2004 Yourist ..... D9/560  
D537,346 S \* 2/2007 Waldner ..... D9/517  
D539,161 S \* 3/2007 Cornet et al. .... D9/558  
D554,519 S \* 11/2007 Varlet ..... D9/558  
D560,498 S \* 1/2008 Waldner ..... D9/517  
D561,029 S \* 2/2008 Waldner ..... D9/517  
D561,035 S \* 2/2008 Leslie et al. .... D9/537

(30) **Foreign Application Priority Data**  
Jul. 3, 2007 (EM) ..... 000751342-0001

\* cited by examiner  
*Primary Examiner*—Stella M Reid  
*Assistant Examiner*—Elizabeth J Oswecki  
(74) *Attorney, Agent, or Firm*—Akerman Senterfitt

(51) **LOC (9) Cl.** ..... **09-01**  
(52) **U.S. Cl.** ..... **D9/544; D9/545; D9/546**  
(58) **Field of Classification Search** ..... D9/516,  
D9/520, 522, 529, 544, 545, 546, 548, 549,  
D9/551, 553, 559, 560, 564, 566, 572–575;  
215/381–385, 396, 398

See application file for complete search history.

(57) **CLAIM**

The ornamental design for a container for cosmetics, as shown and described.


(56) **References Cited**  
U.S. PATENT DOCUMENTS

D63,027 S \* 9/1923 Douglas ..... D9/546  
D110,624 S \* 7/1938 Mekeel, Jr. .... D9/520  
D132,185 S \* 4/1942 McIntosh ..... D9/764  
D268,907 S \* 5/1983 Sledge ..... D9/549  
D353,543 S \* 12/1994 Matsumoto ..... D9/552  
5,573,152 A \* 11/1996 Arnold ..... 224/148.4

**DESCRIPTION**

FIG. 1 is a side perspective view of a container for cosmetics showing my new design;  
FIG. 2 is a side elevation view thereof;  
FIG. 3 is another side elevation view thereof; and,  
FIG. 4 is a top plan view thereof.

**1 Claim, 4 Drawing Sheets**



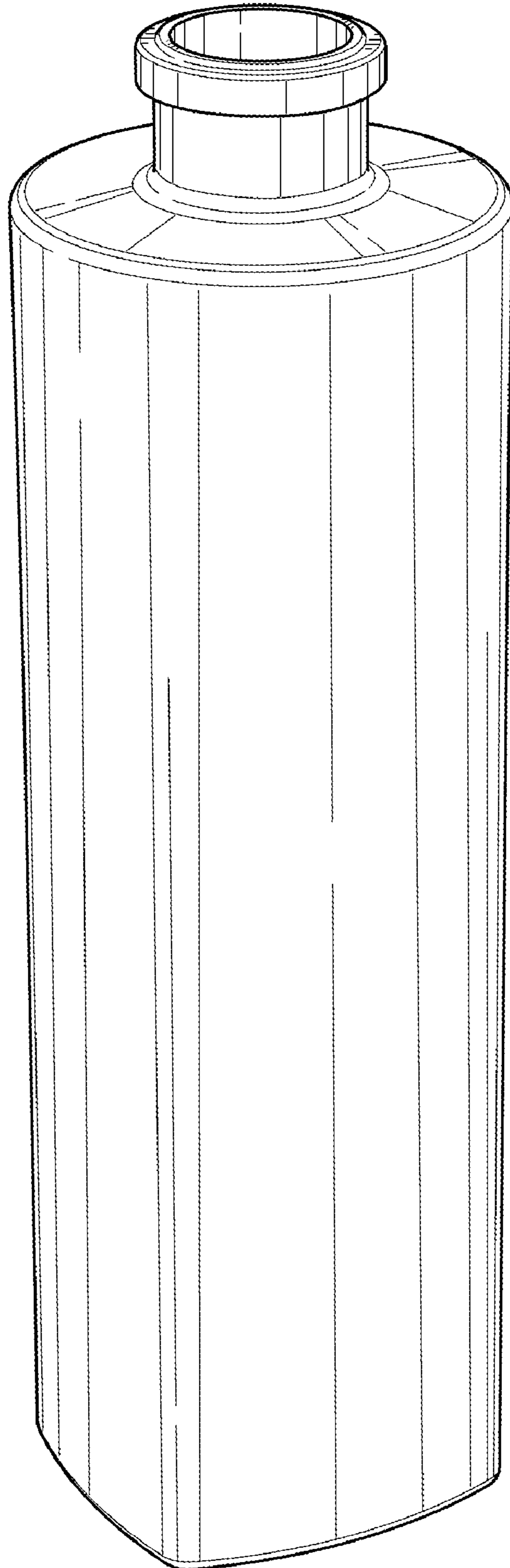


FIG. 1

FIG. 2

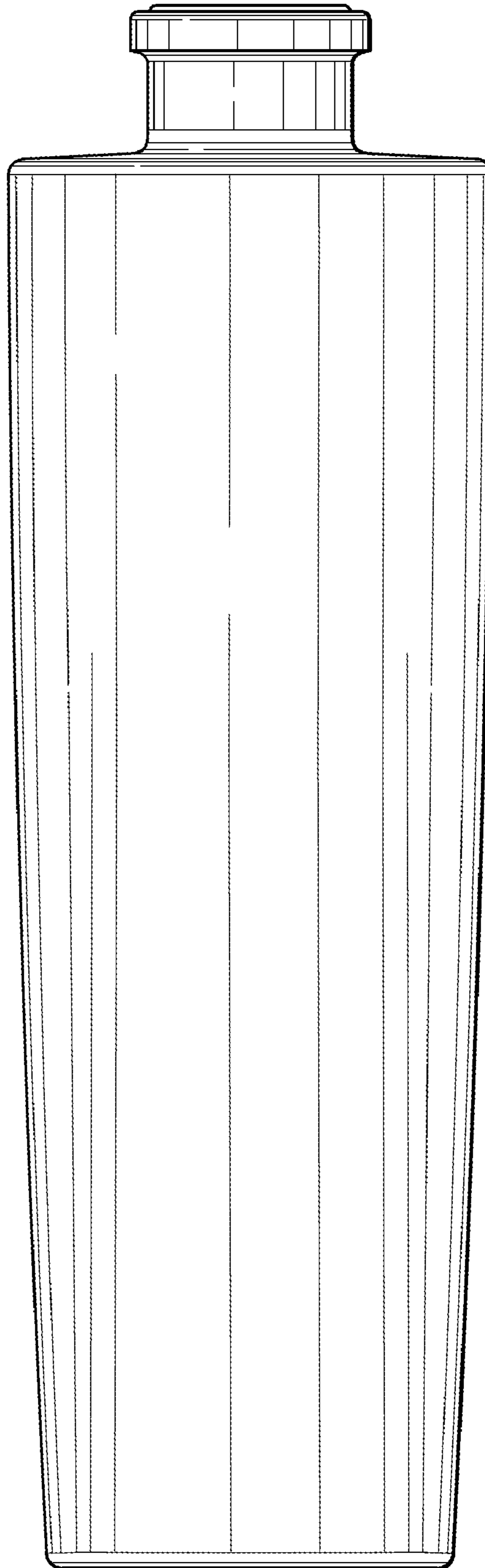


FIG. 3

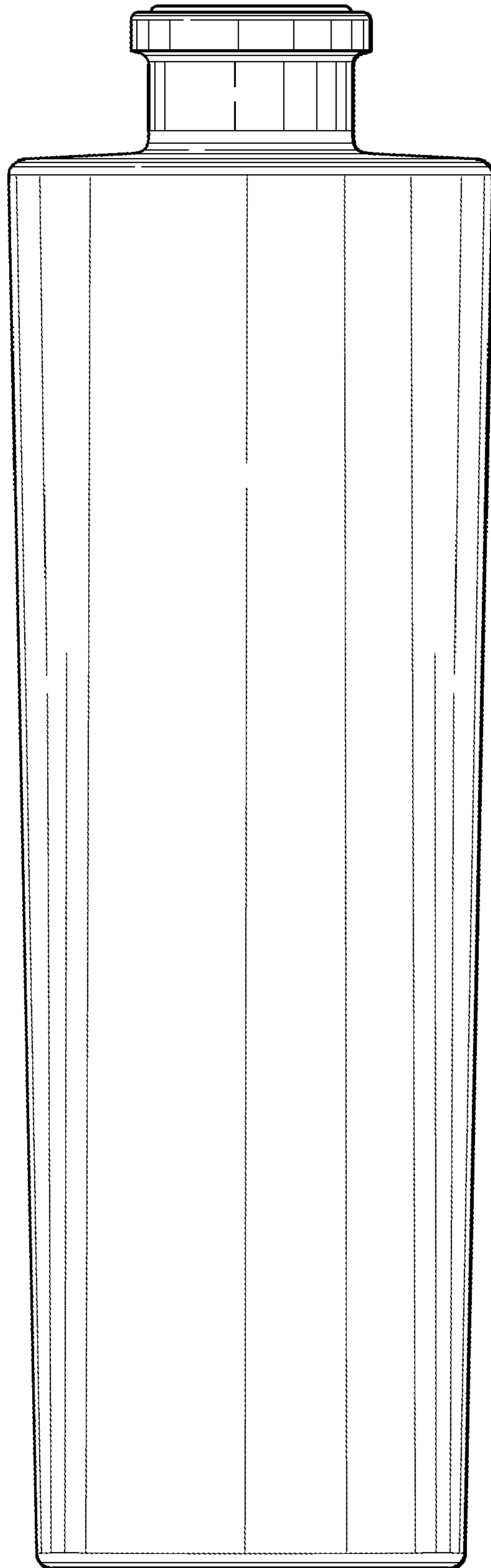


FIG. 4

