



US00D584614S

(12) **United States Design Patent**
Russell et al.

(10) **Patent No.:** **US D584,614 S**
(45) **Date of Patent:** **** Jan. 13, 2009**

(54) **CONTAINER CLOSURE**

(75) Inventors: **Carrie Lynn Russell**, Loveland, OH (US); **Alexis Marie Schrimpf**, Cincinnati, OH (US); **Deanna Lynn DeBrosse**, Cincinnati, OH (US); **Donna Joy Wilson**, New York, NY (US); **Jonathan Arnold Lee**, Milford, CT (US)

(73) Assignee: **The Procter & Gamble Company**, Cincinnati, OH (US)

(**) Term: **14 Years**

(21) Appl. No.: **29/308,612**

(22) Filed: **Jun. 26, 2008**

Related U.S. Application Data

(62) Division of application No. 29/254,167, filed on Feb. 17, 2006, now Pat. No. Des. 574,246.

(51) **LOC (9) Cl.** **09-07**

(52) **U.S. Cl.** **D9/446**

(58) **Field of Classification Search** D9/516,
D9/521-522, 529-530, 541-542, 549, 552,
D9/558, 574-575, 446-447, 449
See application file for complete search history.

(56) **References Cited**

U.S. PATENT DOCUMENTS

- 4,087,028 A * 5/1978 Lang 222/556
- D304,550 S * 11/1989 Demarest D9/529
- 4,949,883 A * 8/1990 Dubach 222/556
- D317,869 S * 7/1991 Kipperman et al. D9/446
- D327,010 S * 6/1992 Spiegel D9/529 X

- D349,058 S * 7/1994 Farce D9/529 X
- D407,316 S * 3/1999 Zaksenberg D9/552 X
- D414,701 S * 10/1999 Zaksenberg D9/521 X
- D461,718 S * 8/2002 Brozell D9/529
- D484,418 S * 12/2003 Diete D9/529
- D486,395 S * 2/2004 Lovell et al. D9/521
- D510,029 S * 9/2005 Marcot D9/529
- D522,867 S * 6/2006 Bakic D9/522
- D540,188 S * 4/2007 Karussi et al. D9/529 X
- D542,660 S * 5/2007 Thomas et al. D9/521
- D543,115 S * 5/2007 Flurer et al. D9/529
- D546,695 S * 7/2007 Penfold et al. D9/529
- D558,576 S * 1/2008 Zigmans D9/522

* cited by examiner

Primary Examiner—Carol Rademaker

(74) *Attorney, Agent, or Firm*—Kelly L. McDow

(57) **CLAIM**

The ornamental design for a container closure, as shown and described.

DESCRIPTION

FIG. 1 is a top, front, and right side perspective view of the invention;

FIG. 2 is a front elevational view thereof;

FIG. 3 is a back elevational view thereof;

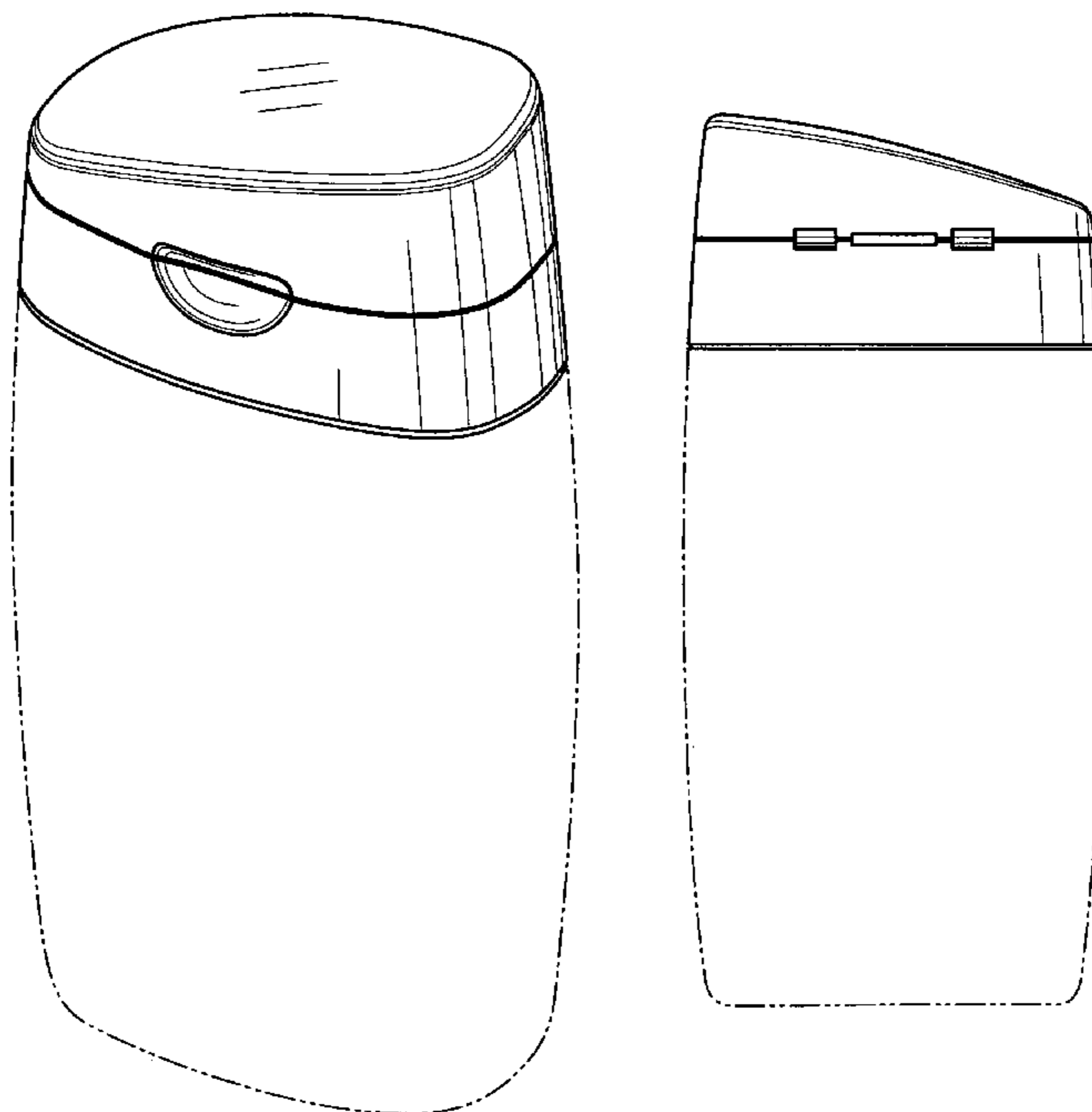
FIG. 4 is a left side elevational view thereof;

FIG. 5 is a right side elevational view thereof; and,

FIG. 6 is a top plan view thereof.

The broken line showing of a container portion is included for the purpose of showing environmental structure that forms no part of the claimed design.

1 Claim, 4 Drawing Sheets



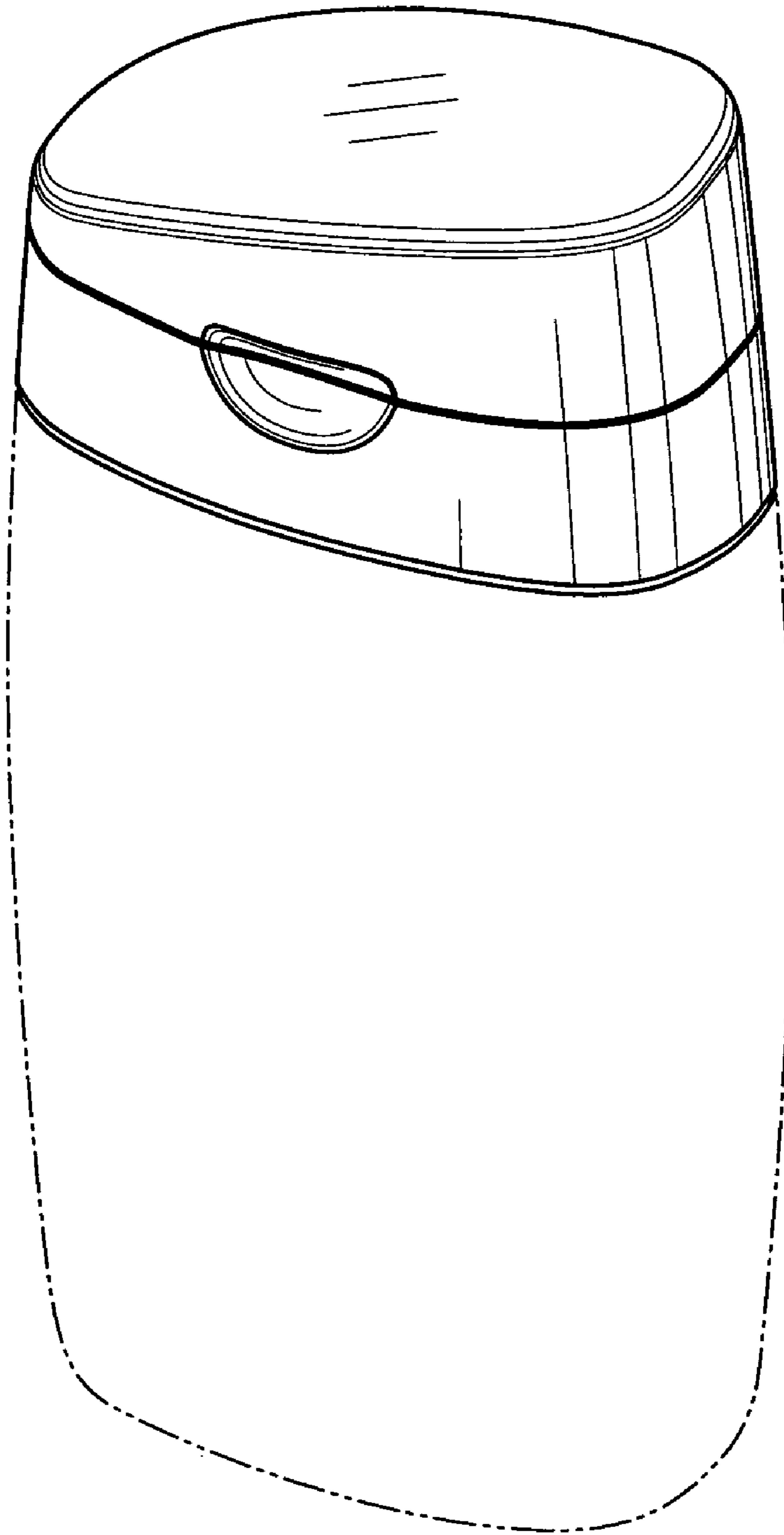


Fig. 1




Fig. 3




Fig. 2



Fig. 5



Fig. 4

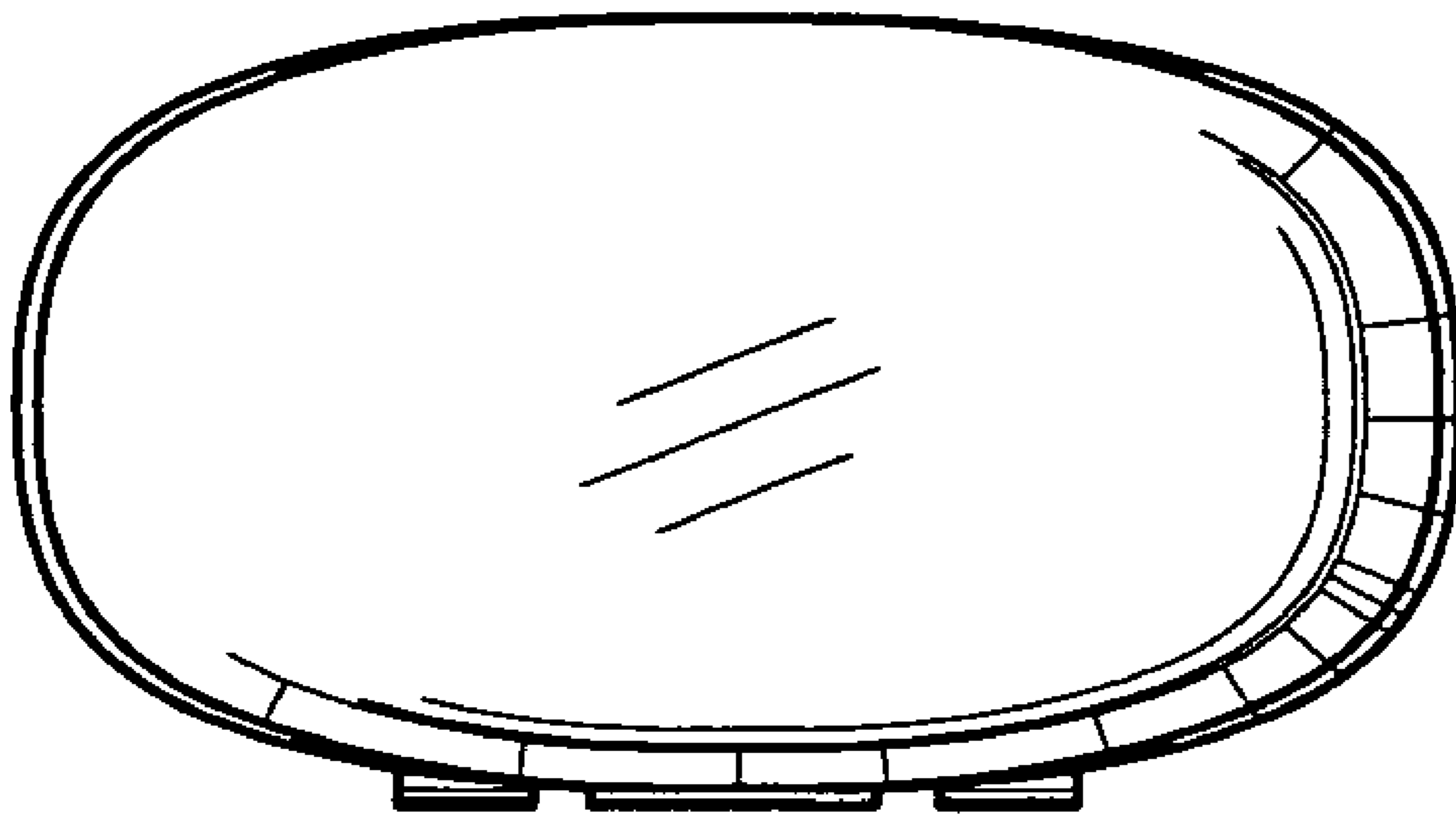


Fig. 6