



US00D584584S

(12) **United States Design Patent**  
**Pieper**

(10) **Patent No.:** **US D584,584 S**

(45) **Date of Patent:** **\*\* Jan. 13, 2009**

(54) **CLAMP DEVICE**

(76) **Inventor:** **Jonaathan Pieper**, 1753 Homewood Ave., Mishawaka, IN (US) 46544

(\*\*) **Term:** **14 Years**

(21) **Appl. No.:** **29/317,397**

(22) **Filed:** **Apr. 29, 2008**

(51) **LOC (9) Cl.** ..... **08-05**

(52) **U.S. Cl.** ..... **D8/22; D8/105**

(58) **Field of Classification Search** ..... D8/17,  
D8/21-29, 52, 53, 54, 55, 81-87, 102-107,  
D8/98, 99, 93, 94; 81/119, 121.1, 186, 124.2,  
81/125, 125.1, 176.1, 176.2, 177.1, 177.2,  
81/177.85, 124.3, 124.7, 176.3, 179, 160,  
81/3.57, 3.55, 58.3, 300, 58.1, 60-63.2, 165-170,  
81/110.1, 124.6, 176.15, 177.3, 58.4, 121.7,  
81/436, 437, 418, 177.8, 177.9, 185.1, 3.4,  
81/177.4, 492, 58, 13, 177.7, 490, 415-423,  
81/427.5, 168, 134, 142; 81/129, 118; 140/119;  
16/422, 186, 429

See application file for complete search history.

(56) **References Cited**

**U.S. PATENT DOCUMENTS**

1,924,246 A \* 8/1933 Kulp et al. .... 29/221  
2,519,024 A \* 8/1950 Collett ..... 29/221

2,523,649 A \* 9/1950 Delorey ..... 81/3.6  
4,075,749 A \* 2/1978 Hubeny ..... 29/268  
4,974,478 A \* 12/1990 Wolff ..... 81/456  
5,351,402 A \* 10/1994 Mansfield ..... 30/120.3  
6,389,937 B1 \* 5/2002 Kang ..... 81/423  
6,574,847 B1 \* 6/2003 Scroggins ..... 29/249  
6,691,548 B1 \* 2/2004 Schnepfer ..... 72/409.01

\* cited by examiner

*Primary Examiner*—Raphael Barkai

*Assistant Examiner*—Randall H Gholson

(74) *Attorney, Agent, or Firm*—Michael A. Myers; Botkin & Hall, LLP

(57) **CLAIM**

The ornamental design for a clamp device, as shown and described.

**DESCRIPTION**

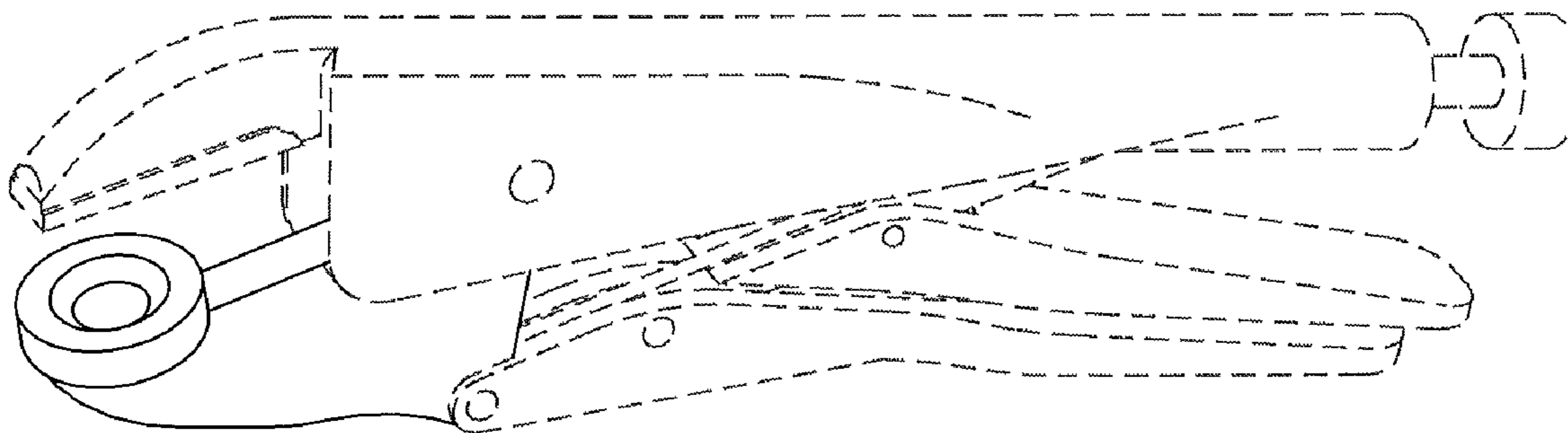
FIG. 1 is a perspective view of a clamp device showing my new design;

FIG. 2 is a side view thereof, the opposing side being a mirror image thereof; and,

FIG. 3 is a bottom view thereof.

The broken line showing of a locking plier is included for the purpose of illustrating environment and forms no part of the claimed design.

**1 Claim, 1 Drawing Sheet**



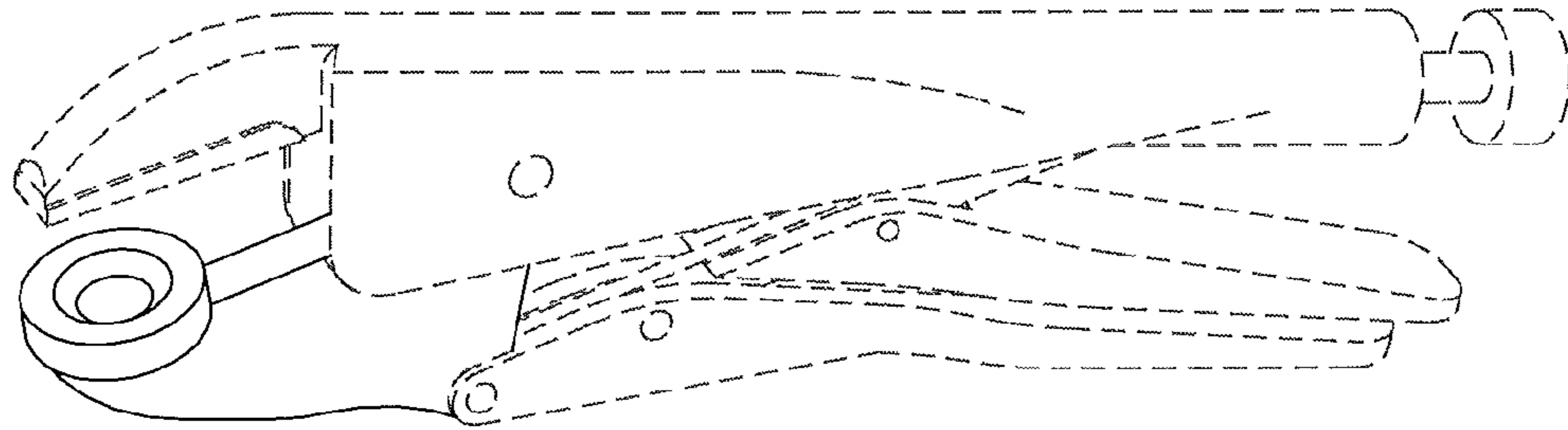


FIG. 1

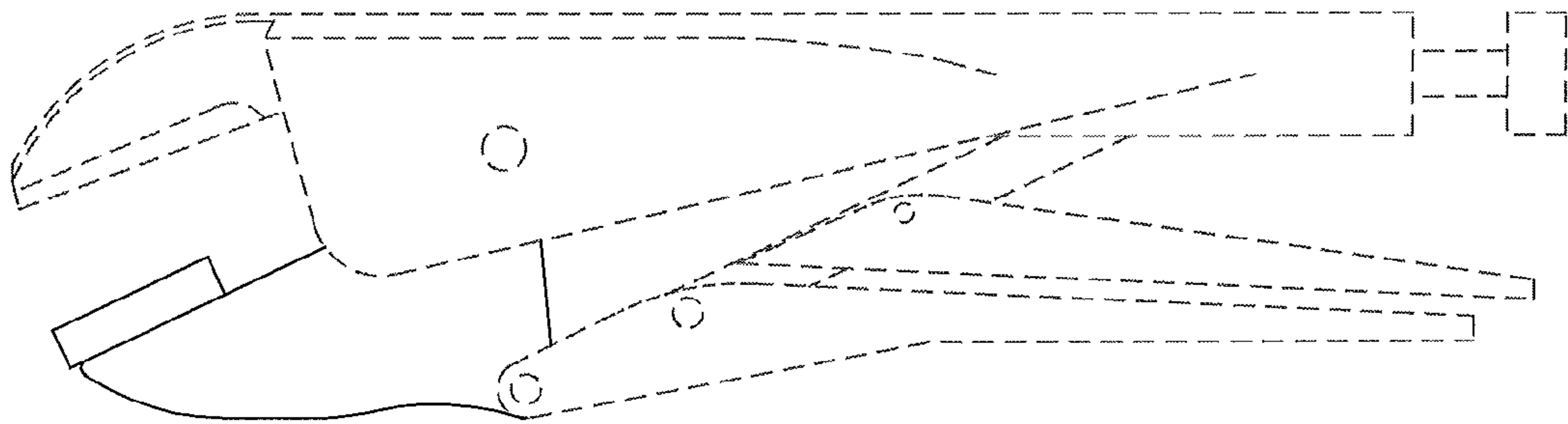


FIG. 2




FIG. 3