



US00D584574S

(12) **United States Design Patent**
Claps

(10) **Patent No.:** **US D584,574 S**

(45) **Date of Patent:** **** Jan. 13, 2009**

(54) **FLATWARE HANDLE ORNAMENTATION**

(75) Inventor: **Michael Claps**, Bloomfield, NJ (US)

(73) Assignee: **Cambridge Silversmiths Ltd., Inc.**,
Fairfield, NJ (US)

(**) Term: **14 Years**

(21) Appl. No.: **29/323,847**

(22) Filed: **Sep. 2, 2008**

(51) **LOC (9) Cl.** **07-03**

(52) **U.S. Cl.** **D7/653**

(58) **Field of Classification Search** D7/368,
D7/395, 401.2, 642-646, 649-653, 660-664,
D7/669, 675-676, 683, 688-692, 695-696;
30/137, 141-143, 147-150, 322-327, 329,
30/340, 342-346; 416/70 R

See application file for complete search history.

(56) **References Cited**

U.S. PATENT DOCUMENTS

D154,942 S *	8/1949	McKenna	D7/662
D225,896 S *	1/1973	Manderfield	D7/662
D490,283 S *	5/2004	Ito	D7/662
D499,940 S *	12/2004	Shane-Schuldt	D7/662
D554,445 S *	11/2007	Richmond	D7/653
D558,000 S *	12/2007	Ito	D7/662
D569,198 S *	5/2008	Ito	D7/662

* cited by examiner

Primary Examiner—Caron Veynar

Assistant Examiner—Ricky Pham

(74) *Attorney, Agent, or Firm*—Schweitzer Cornman Gross &
Bondell LLP

(57) **CLAIM**

The ornamental design for a flatware handle ornamentation,
as shown and described.

DESCRIPTION

FIG. 1 is a perspective view of flatware handle ornamentation
showing a first embodiment of my new design;

FIG. 2 is an elevational view thereof;

FIG. 3 is an elevational view showing a second embodiment
of the design;

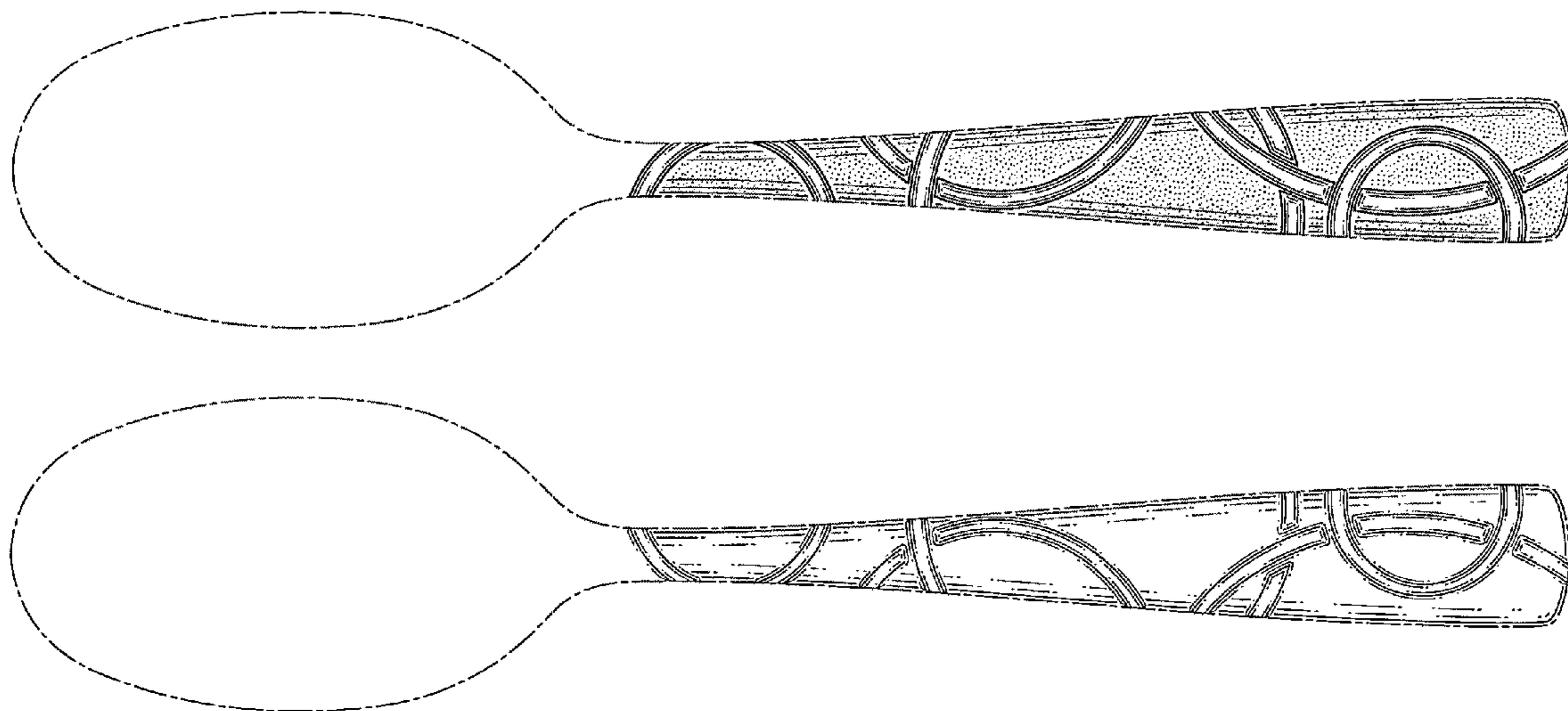
FIG. 4 is an enlarged perspective view of an illustrative por-
tion of the first embodiment of the design;

FIG. 5 is a perspective view of the second embodiment of the
design; and,

FIG. 6 is an enlarged perspective view of an illustrative por-
tion of the second embodiment of the design.

The broken lines shown in the drawings are for illustration
purposes only and form no part of the claimed design.

1 Claim, 5 Drawing Sheets



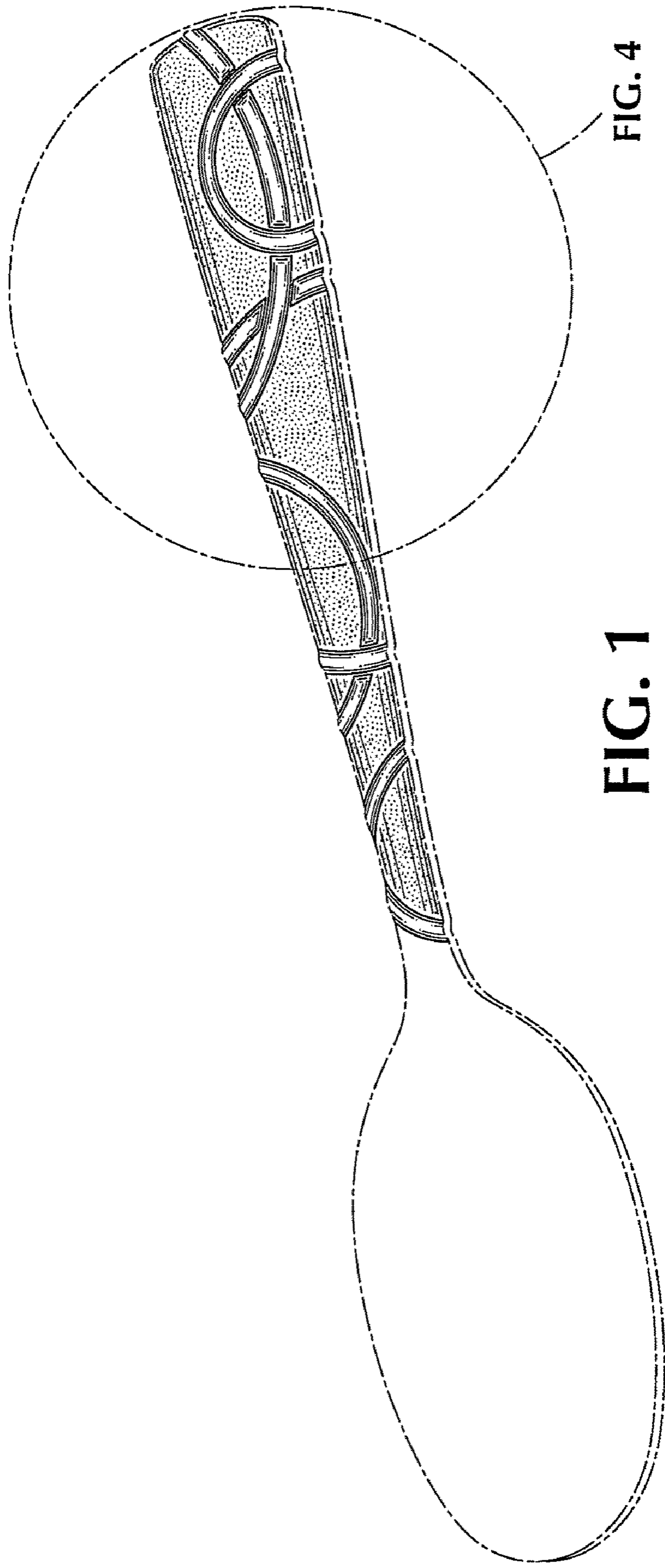


FIG. 1

FIG. 4

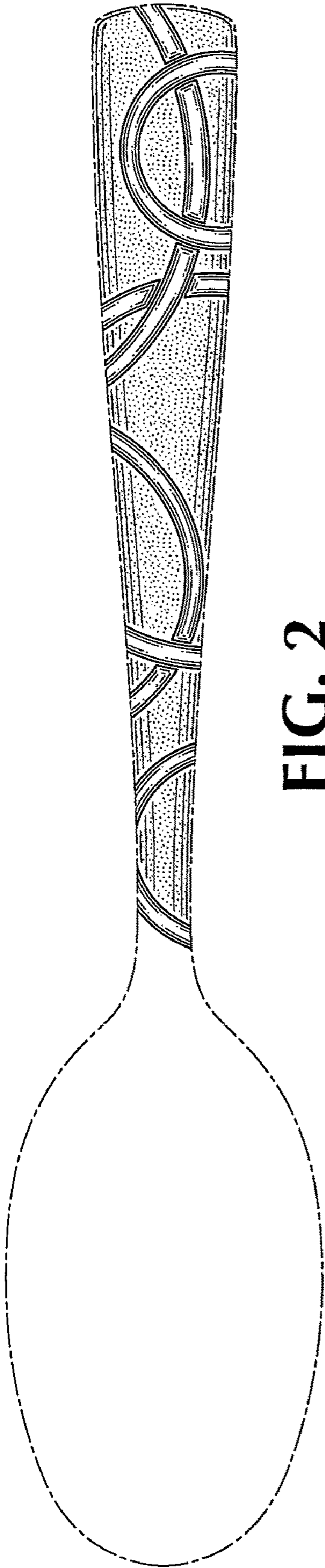


FIG. 2

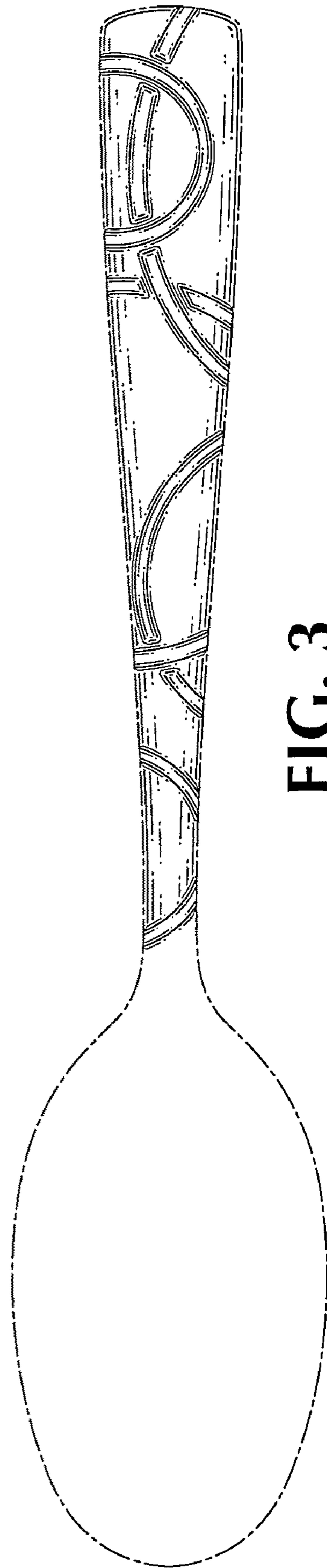
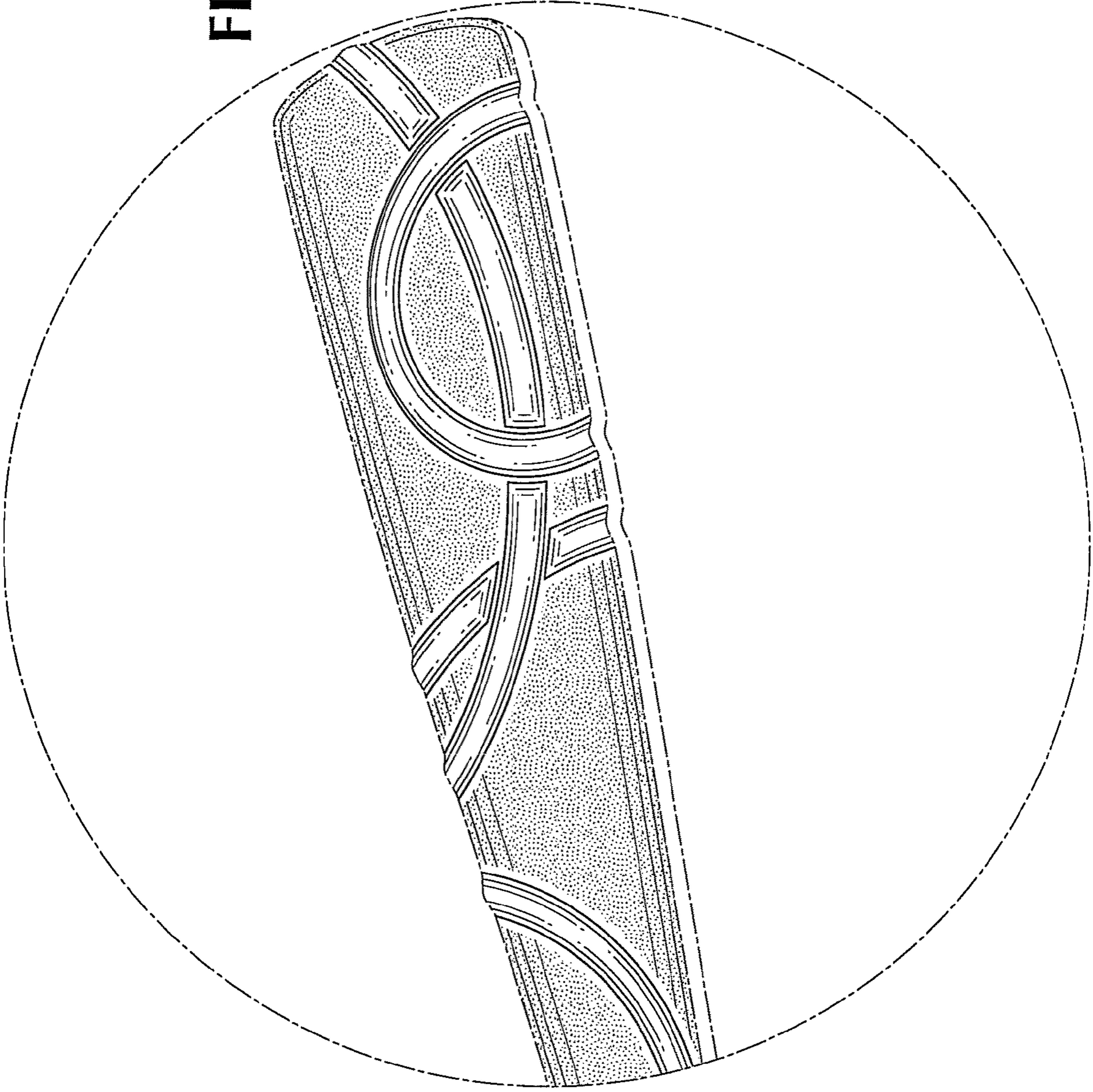


FIG. 3

FIG. 4



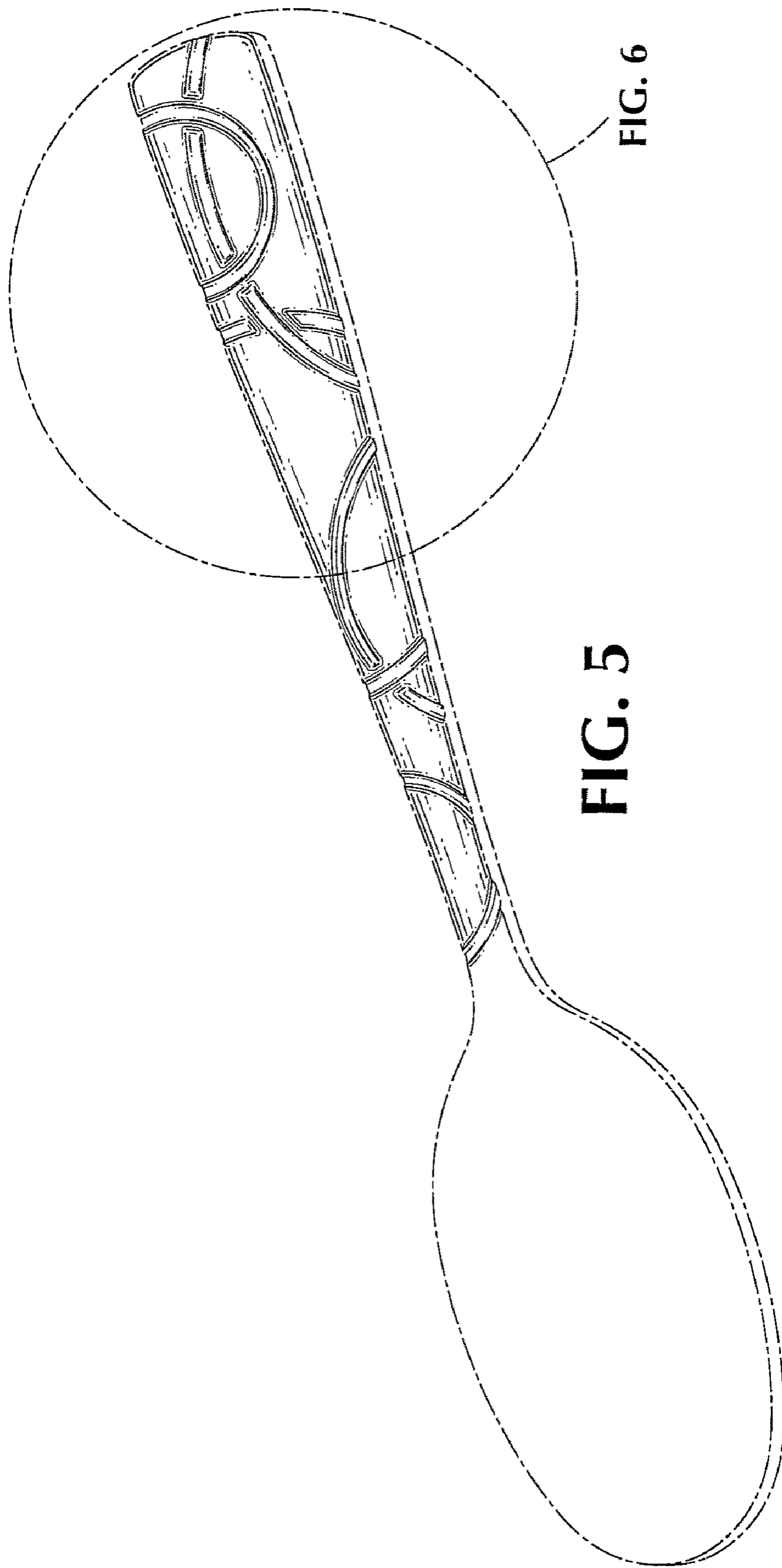


FIG. 5

FIG. 6

FIG. 6

