



US00D584545S

(12) **United States Design Patent**  
**Karashima et al.**

(10) **Patent No.:** **US D584,545 S**

(45) **Date of Patent:** **\*\* Jan. 13, 2009**

(54) **TABLE LEG**

(75) Inventors: **Takashi Karashima**, Tokyo (JP);  
**Hidetaka Sekikawa**, Takahata-machi  
(JP)

(73) Assignee: **Okamura Corporation** (JP)

(\*\*) Term: **14 Years**

(21) Appl. No.: **29/306,808**

(22) Filed: **Apr. 16, 2008**

(30) **Foreign Application Priority Data**

Oct. 16, 2007 (JP) ..... 2007-28323

(51) **LOC (9) Cl.** ..... **06-06**

(52) **U.S. Cl.** ..... **D6/495**

(58) **Field of Classification Search** ..... D6/480-489,  
D6/495-499, 429-431, 511; 108/150, 153.1,  
108/156, 157.1, 161; 248/188, 188.1, 188.8;  
D25/122, 124

See application file for complete search history.

(56) **References Cited**

U.S. PATENT DOCUMENTS

3,644,962 A \* 2/1972 Hachtel ..... 16/96 D

3,885,765 A \* 5/1975 Richards ..... 248/188.1  
D345,220 S \* 3/1994 Johnson ..... D25/122  
D367,192 S \* 2/1996 Frattini ..... D6/487  
D476,512 S \* 7/2003 Glass ..... D6/495  
D522,279 S \* 6/2006 Hansbæk ..... D6/484

\* cited by examiner

*Primary Examiner*—Janice E Seeger

(74) *Attorney, Agent, or Firm*—Ostrolenk, Faber, Gerb &  
Soffen, LLP

(57) **CLAIM**

The ornamental design for table leg, as shown and described.

**DESCRIPTION**

FIG. 1 is a perspective view of a table leg showing our new design;

FIG. 2 is a front elevational view thereof;

FIG. 3 is a rear elevational view thereof;

FIG. 4 is a top plan view thereof, the bottom plan view being identical;

FIG. 5 is a right side elevational view thereof; and,

FIG. 6 is a left side elevational view thereof.

**1 Claim, 3 Drawing Sheets**

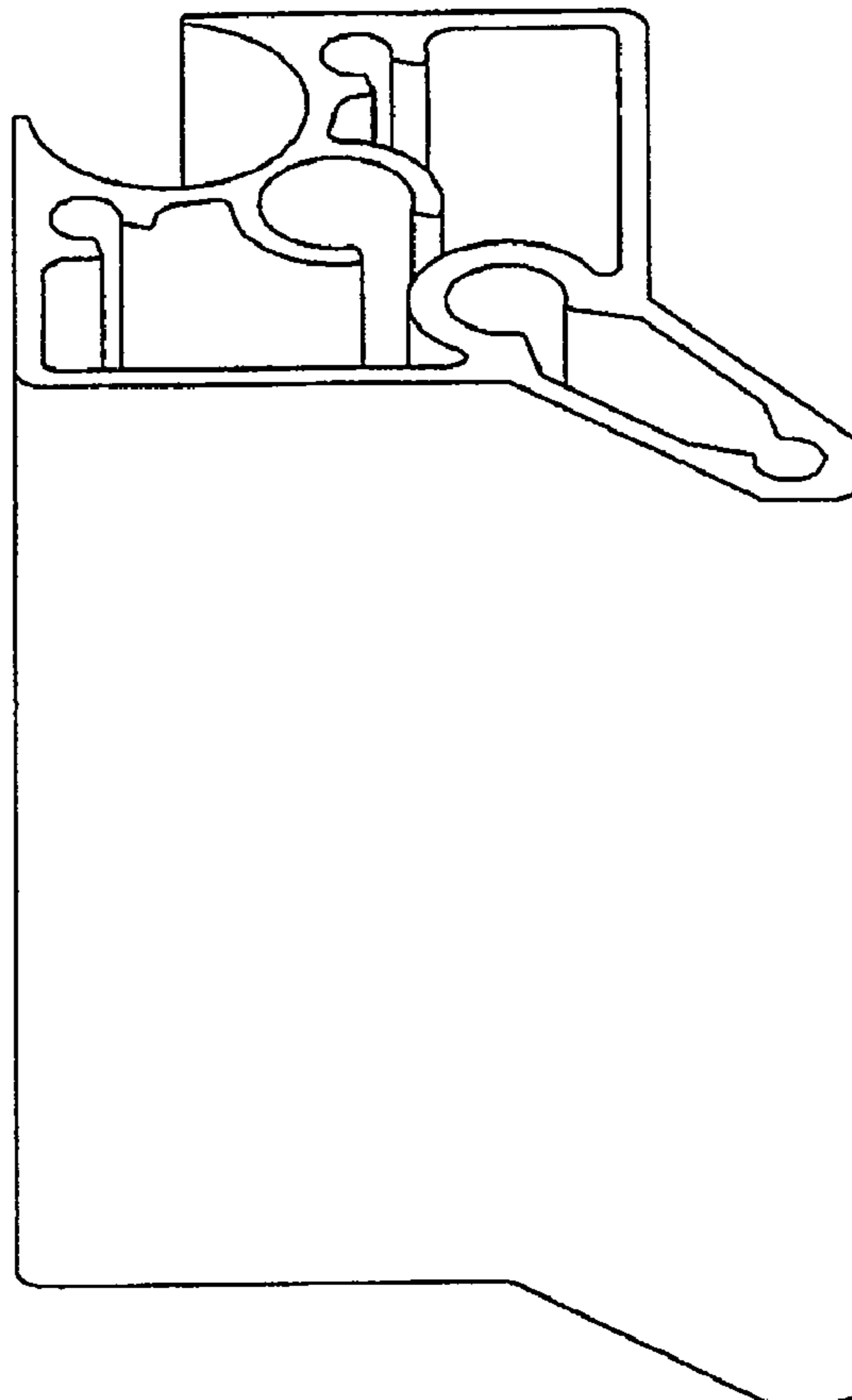


FIG. 1

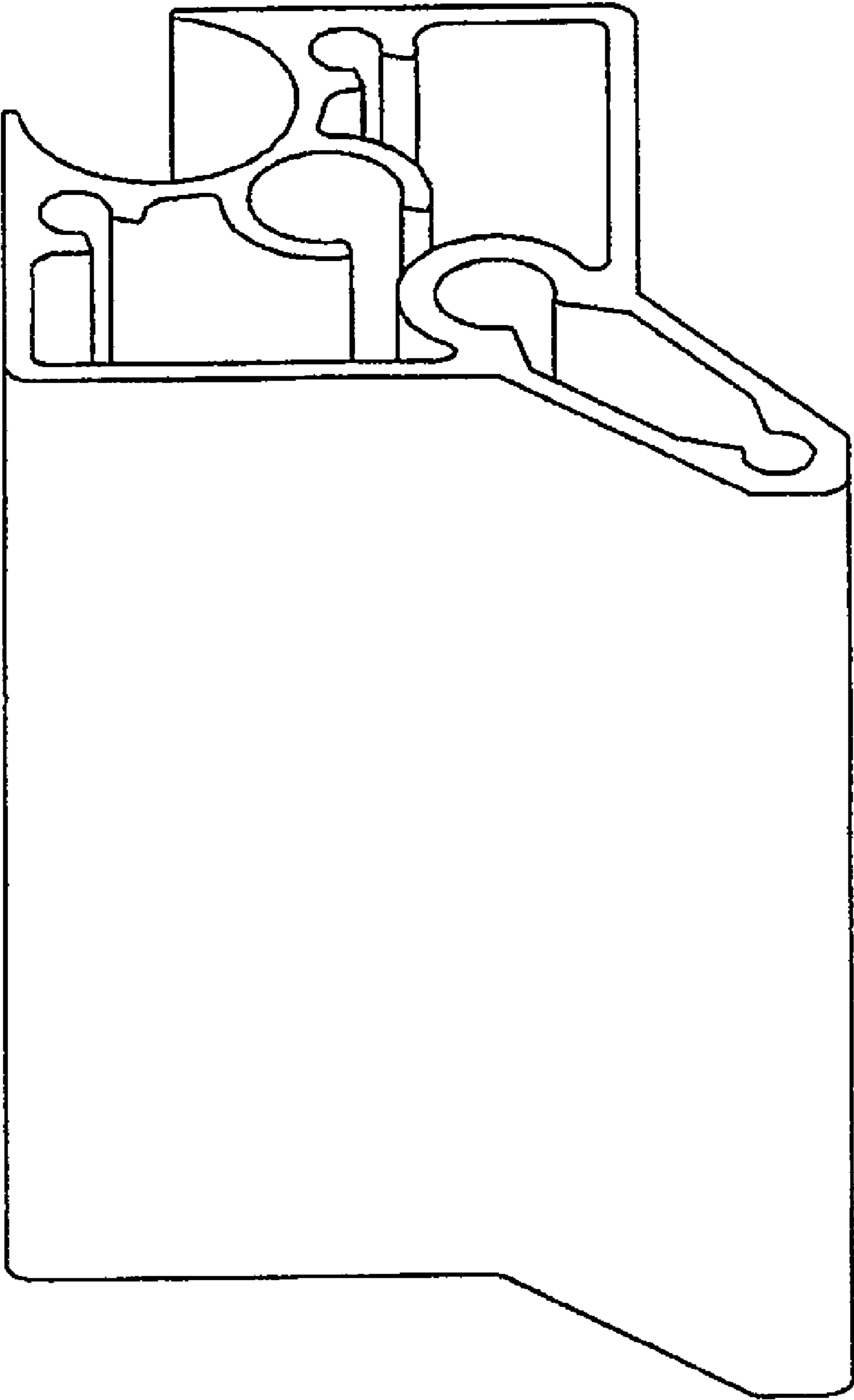


FIG. 2




FIG. 3




FIG. 4

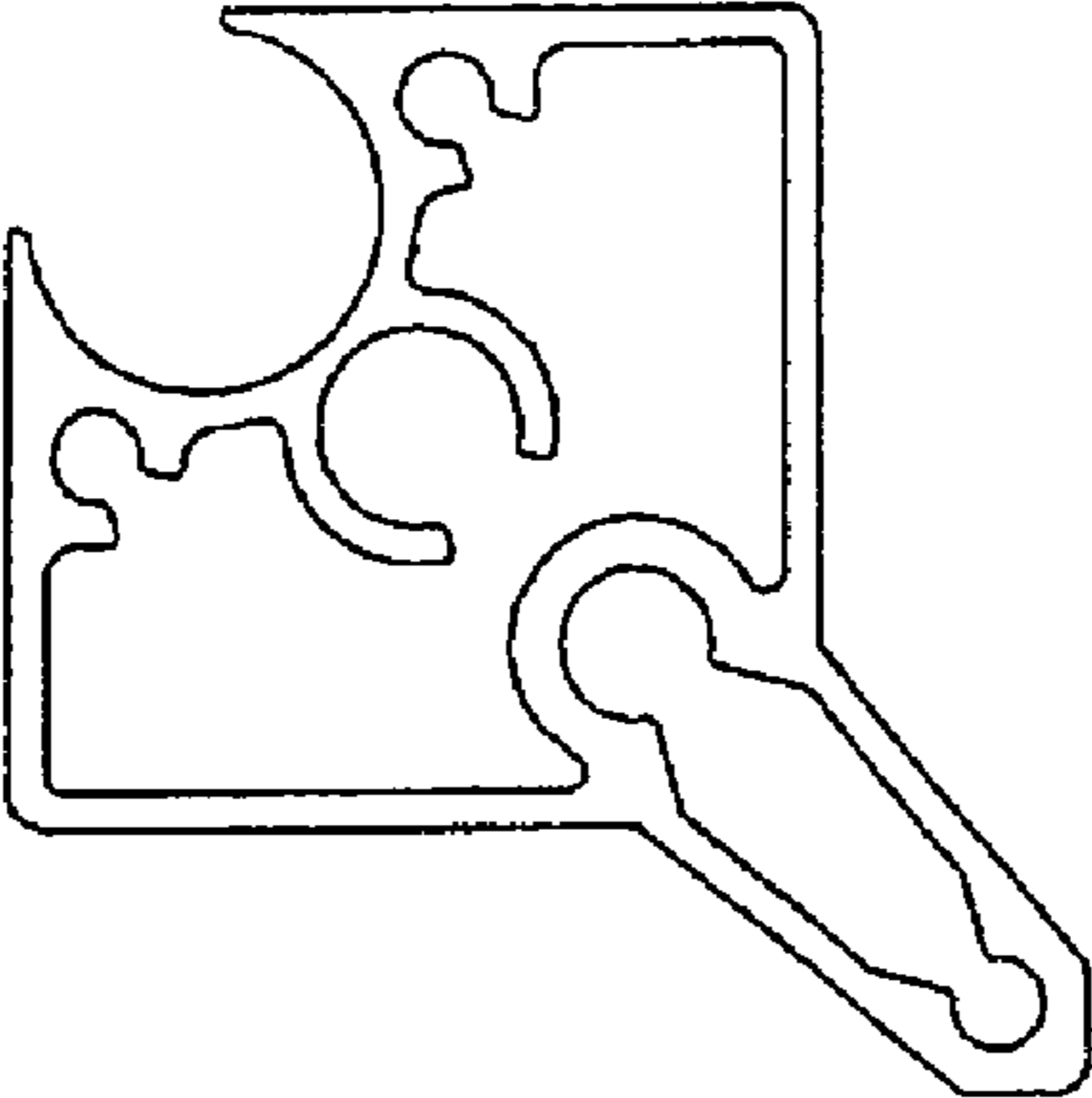


FIG. 5




FIG. 6

