



US00D584531S

(12) **United States Design Patent**  
**Falter**

(10) **Patent No.:** **US D584,531 S**  
(45) **Date of Patent:** **\*\* Jan. 13, 2009**

(54) **LAP DESK**

(76) **Inventor:** **Steven J. Falter**, 14 S. Mechanic St.,  
Hayesville, OH (US) 44838

(\*\*) **Term:** **14 Years**

(21) **Appl. No.:** **29/301,285**

(22) **Filed:** **Feb. 21, 2008**

(51) **LOC (9) Cl.** ..... **06-06**

(52) **U.S. Cl.** ..... **D6/406.4**

(58) **Field of Classification Search** .... D6/406.1-406.6,  
D6/429, 426, 440, 451, 489, 510, 511; D7/552.1,  
D7/552.2, 554.1, 554.4, 550.1, 554.2, 554.3,  
D7/566; 211/133.1, 85.31, 126.8, 126, 16,  
211/133.5; 108/43, 157.1, 157.13; 434/432  
See application file for complete search history.

(56) **References Cited**

**U.S. PATENT DOCUMENTS**

3,794,284	A *	2/1974	Guenther	.....	248/441.1
4,313,112	A *	1/1982	Foster	.....	248/639
D278,194	S *	4/1985	Hardy	.....	D6/510
4,538,861	A *	9/1985	Hughes, Jr.	.....	312/244
D318,961	S *	8/1991	Edelson	.....	D6/406.4
D333,934	S *	3/1993	Ozawa	.....	D6/491
D351,748	S *	10/1994	Stein et al.	.....	D6/511

D362,565	S *	9/1995	Tubbs et al.	.....	D6/419
D365,461	S *	12/1995	Falter	.....	D6/406.4
6,374,751	B1 *	4/2002	With	.....	108/43
D488,816	S *	4/2004	Tyler et al.	.....	D14/458

\* cited by examiner

*Primary Examiner*—Charles A Rademaker

*Assistant Examiner*—Charles D Hanson

(74) *Attorney, Agent, or Firm*—Renner, Kenner, Greive,  
Bobak, Taylor & Weber

(57) **CLAIM**

The ornamental design for a lap desk, as shown and described.

**DESCRIPTION**

FIG. 1 is a perspective view of a lap desk, showing my new design;

FIG. 2 is a top plan view;

FIG. 3 is a rear elevation view;

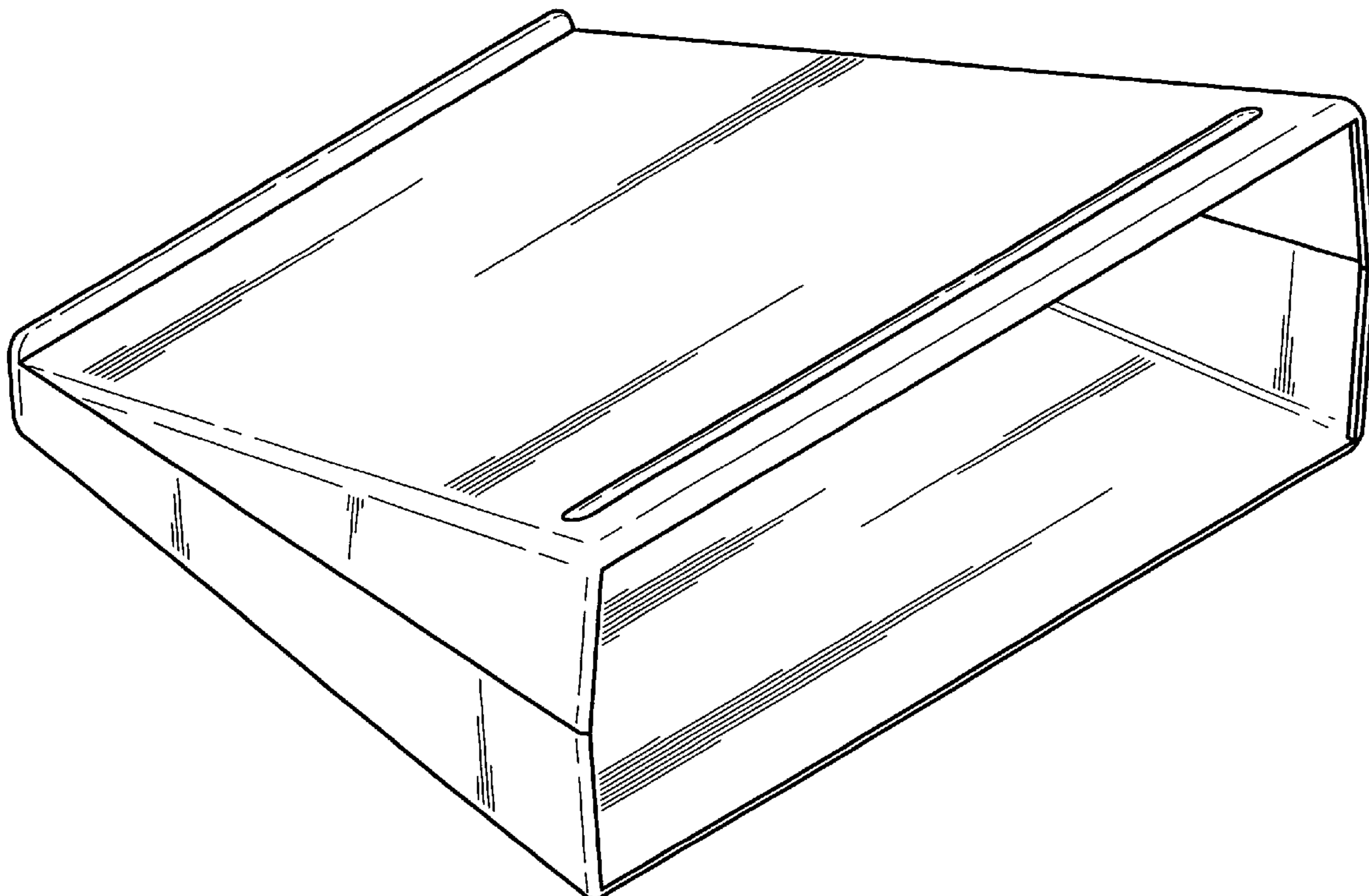
FIG. 4 is a left-side elevation view;

FIG. 5 is a right-side elevation view;

FIG. 6 is a bottom plan view; and,

FIG. 7 is a front elevation view thereof.

**1 Claim, 5 Drawing Sheets**



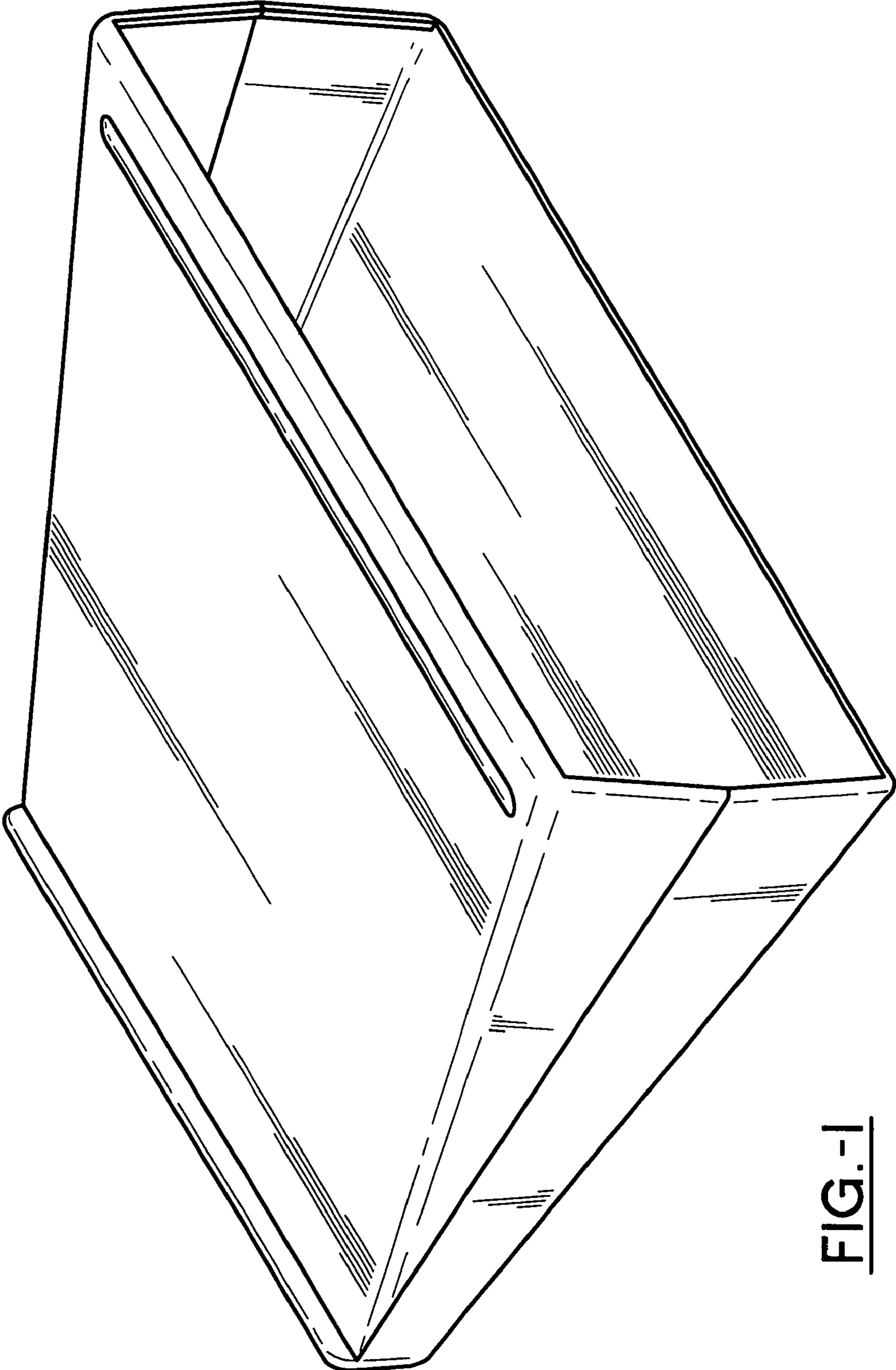


FIG.-1




FIG. -2




FIG. -3

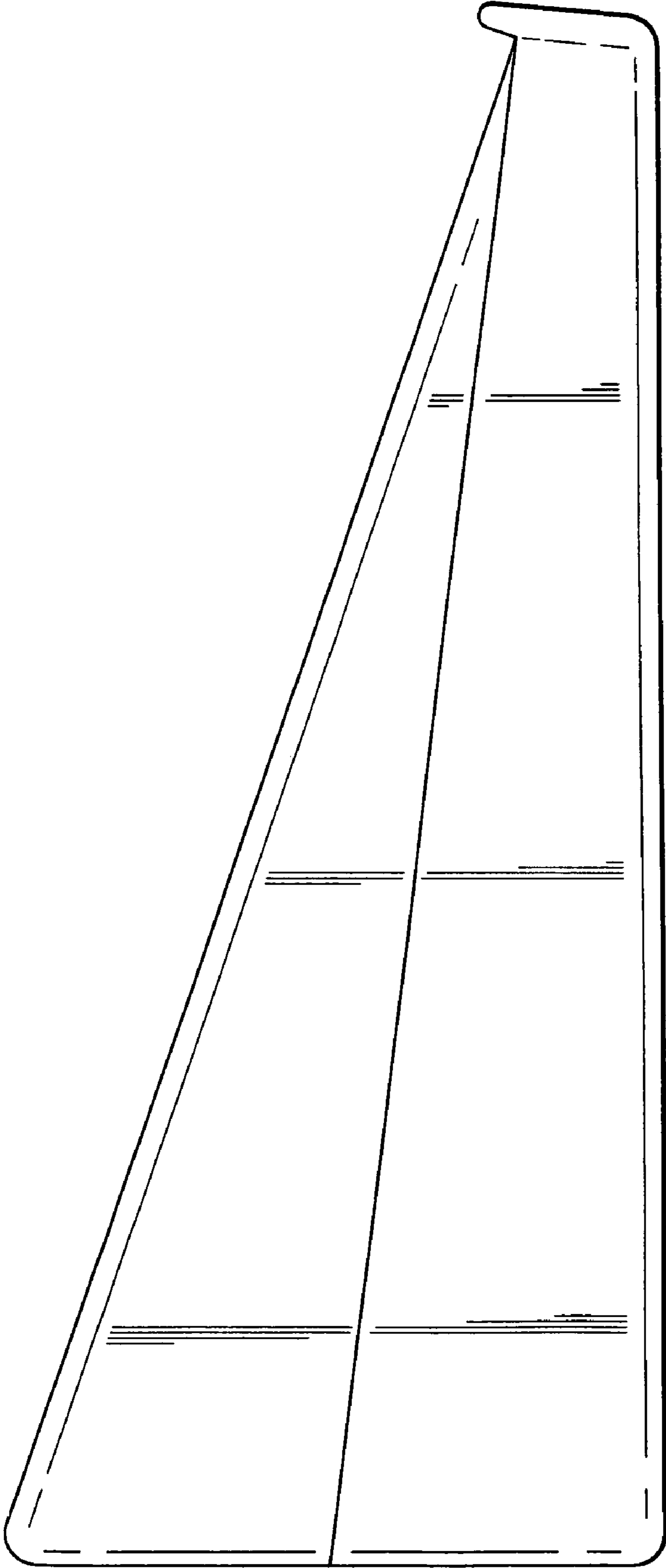


FIG.-4

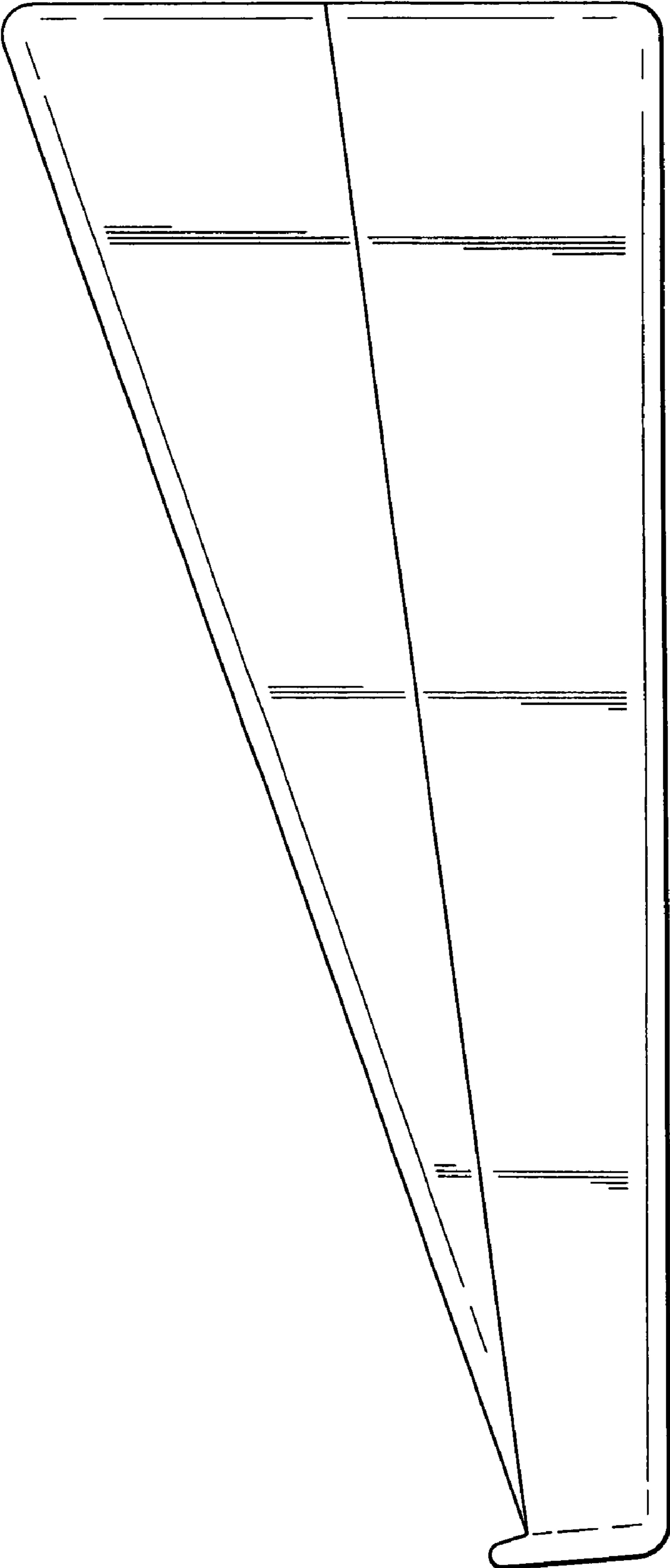


FIG.-5




FIG.-6




FIG.-7