



US00D584530S

(12) **United States Design Patent**
Jennings

(10) **Patent No.:** **US D584,530 S**
(45) **Date of Patent:** **** Jan. 13, 2009**

(54) **LAP DESK**
(75) Inventor: **Don Micheal Jennings**, Arlington, TX (US)
(73) Assignee: **Creative Essentials, LLC**, Arlington, TX (US)
(**) Term: **14 Years**
(21) Appl. No.: **29/305,776**
(22) Filed: **Mar. 27, 2008**
(51) **LOC (9) Cl.** **06-06**
(52) **U.S. Cl.** **D6/406.3**
(58) **Field of Classification Search** D6/406.1–406.6, D6/429, 426, 440, 451, 489, 510, 511; D7/552.1, D7/552.2, 554.1, 554.4, 550.1, 554.2, 554.3, D7/566; 211/133.1, 85.31, 126.8, 126, 16, 211/133.5; 108/43, 157.1, 157.13; 434/432; D14/458; D12/425
See application file for complete search history.

D433,580 S * 11/2000 Jarke et al. D6/406.5
D440,798 S * 4/2001 Kuhlman et al. D6/511
D442,795 S * 5/2001 Holt D6/406.3
6,234,085 B1 5/2001 Ramundo
6,328,050 B1 * 12/2001 McConnell 135/137
D452,867 S 1/2002 Goto
6,353,530 B1 3/2002 Zarek et al.
D455,024 S * 4/2002 Mimick et al. D6/406.3
6,496,360 B1 12/2002 Cordes et al.
6,529,369 B1 3/2003 Zarek et al.
D472,728 S * 4/2003 Harris et al. D6/406.3
6,663,072 B1 12/2003 Ritchey et al.
6,675,721 B2 1/2004 Zeiders
D488,816 S 4/2004 Tyler et al.
6,757,159 B2 6/2004 Zarek et al.
D499,575 S * 12/2004 Chan D6/406.3
6,894,894 B2 5/2005 Zarek et al.
D512,245 S 12/2005 Bean et al.
D517,833 S * 3/2006 Jennings D6/406.5
7,121,214 B1 10/2006 Toltzman et al.

* cited by examiner

Primary Examiner—Ian Simmons
Assistant Examiner—Charles D Hanson
(74) *Attorney, Agent, or Firm*—Locke Lord Bissell & Liddell, LLP

(56) **References Cited**

U.S. PATENT DOCUMENTS

130,094 A * 7/1872 White et al. 108/43
D52,657 S * 11/1918 Howland D7/550.1
1,364,022 A 12/1920 Bauer
4,052,944 A 10/1977 Jennings
D259,904 S * 7/1981 Ng et al. D6/406.4
4,537,646 A * 8/1985 Hoyle 156/212
D315,463 S * 3/1991 Spiegel D6/511
5,090,334 A 2/1992 Sutton
5,127,339 A 7/1992 Hood, Jr.
5,460,102 A 10/1995 Pasmanick
D376,948 S 12/1996 Sullins et al.
5,598,786 A 2/1997 Patterson
D390,718 S 2/1998 Howland et al.
D400,949 S * 11/1998 Gale D21/834
D413,209 S * 8/1999 Jarke D6/406.3
D418,327 S 1/2000 Sullins et al.
6,044,758 A 4/2000 Drake
6,050,200 A * 4/2000 Sullins et al. 108/43

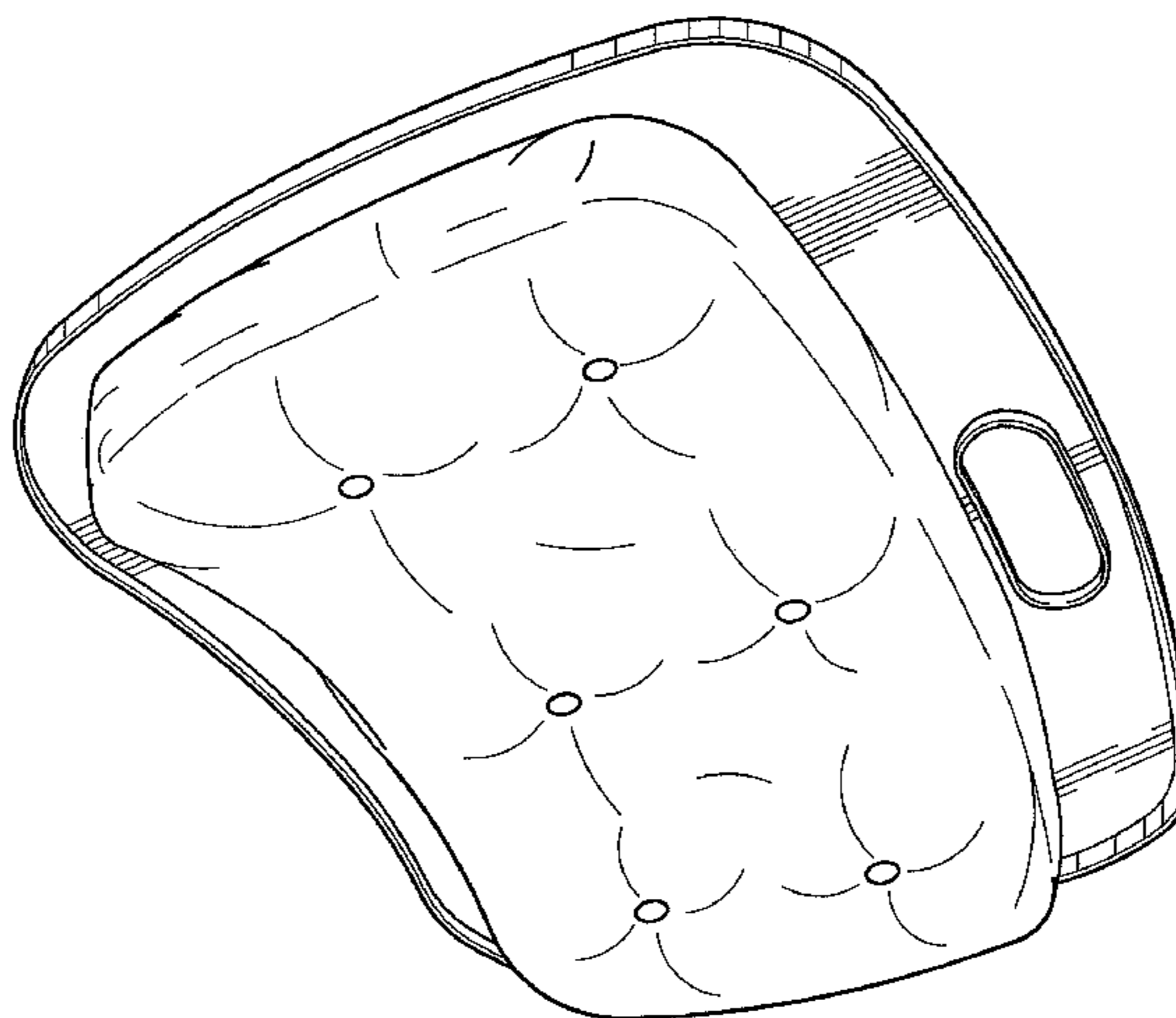
(57) **CLAIM**

The ornamental design for a lap desk, as shown and described.

DESCRIPTION

FIG. 1 is a bottom perspective view of a lap desk, showing my new design;
FIG. 2 is a bottom plan view thereof;
FIG. 3 is a front elevational view thereof;
FIG. 4 is a top plan view thereof;
FIG. 5 is a rear elevational view thereof; and,
FIG. 6 is a right side elevational view thereof, the left side elevational view being a mirror image thereof.

1 Claim, 2 Drawing Sheets



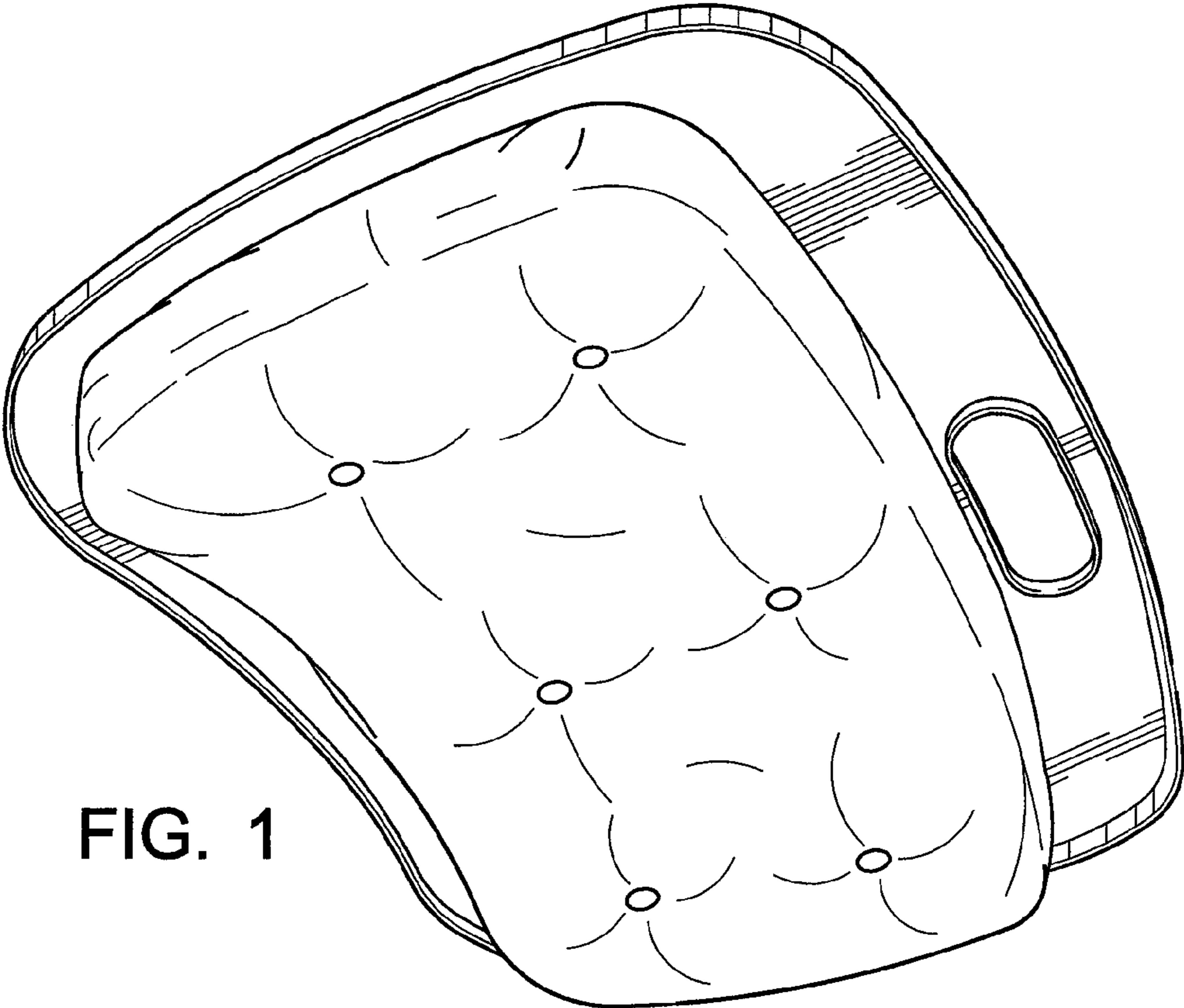


FIG. 1

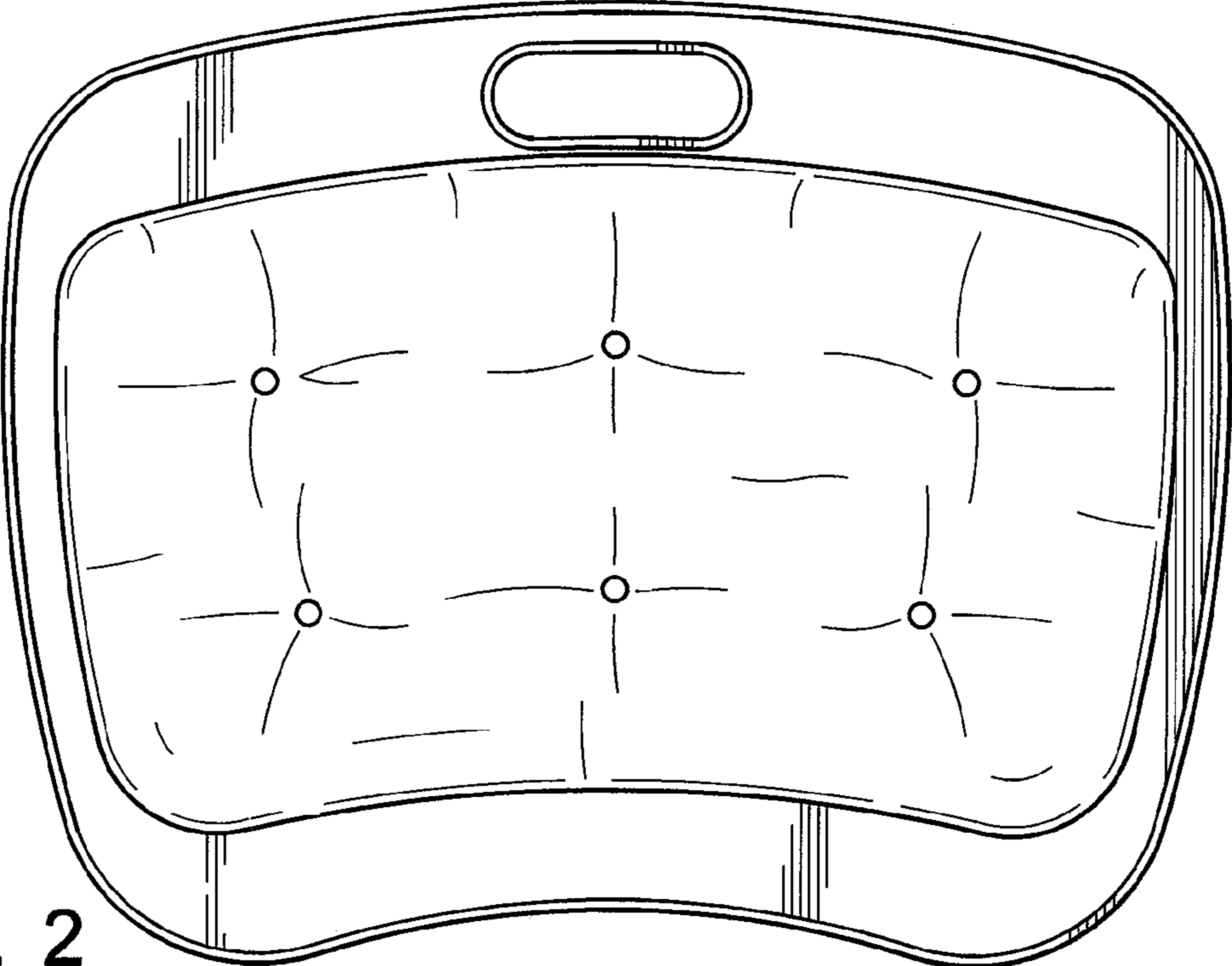


FIG. 2

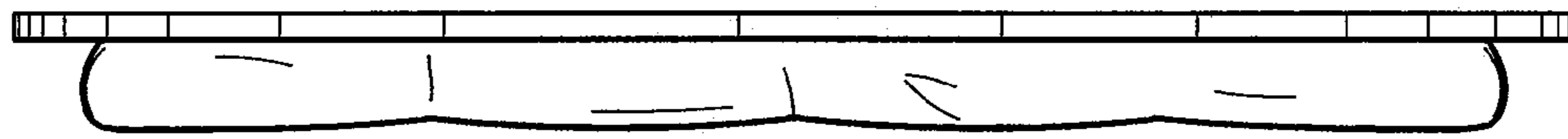


FIG. 3

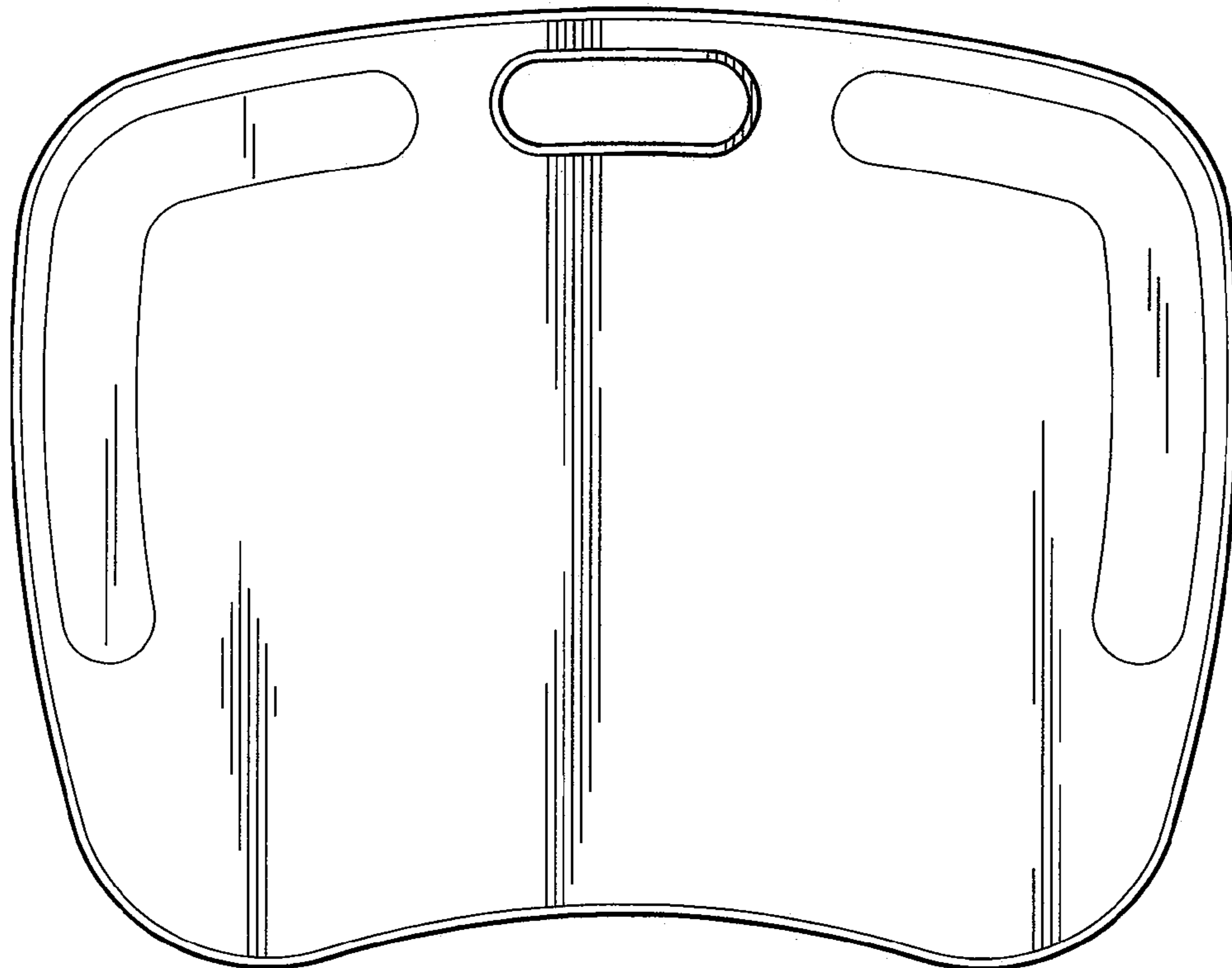


FIG. 4

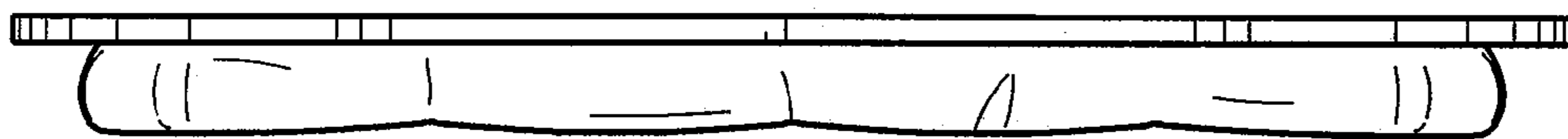


FIG. 5




FIG. 6