



US00D584502S

(12) **United States Design Patent**
Choi

(10) **Patent No.:** **US D584,502 S**
(45) **Date of Patent:** **** Jan. 13, 2009**

(54) **FOOTWEAR**

(75) Inventor: **Sandra Choi**, London (GB)

(73) Assignee: **J. Choo Limited**, London (GB)

(**) Term: **14 Years**

(21) Appl. No.: **29/294,712**

(22) Filed: **Jan. 23, 2008**

(30) **Foreign Application Priority Data**

Aug. 10, 2007 (EM) 000778212-0004

(51) **LOC (9) Cl.** **02-99**

(52) **U.S. Cl.** **D2/971**

(58) **Field of Classification Search** D2/916-918,
D2/925-945, 971, 969, 977; 36/1, 11.5,
36/9 R

See application file for complete search history.

(56) **References Cited**

U.S. PATENT DOCUMENTS

2,004,447	A *	6/1935	Plummer	D2/977
D100,258	S	7/1936	Cohan		
D110,182	S *	6/1938	Levin	D2/977
D118,125	S *	12/1939	Marks	D2/950
D143,689	S	1/1946	Vivier		
D158,389	S	5/1950	Lakow		
D159,494	S	8/1950	Lauer		
D164,118	S *	7/1951	Levin	D2/949
D194,310	S *	1/1963	Levine	D2/950
D194,346	S *	1/1963	Levine	D2/939

D548,943	S *	8/2007	Choi	D2/971
D554,353	S *	11/2007	Guers-Neyrud	D2/971
D554,354	S *	11/2007	Guers-Neyrud	D2/971
D558,437	S *	1/2008	Wilkinson	D2/971
D558,966	S *	1/2008	Wilkinson	D2/971
D558,969	S *	1/2008	Guers-Neyrud	D2/971
D568,592	S *	5/2008	Choi	D2/927

OTHER PUBLICATIONS

U.S. Appl. No. 29/294,709, filed Jan. 23, 2008.

* cited by examiner

Primary Examiner—Dominic Simone

(74) *Attorney, Agent, or Firm*—Fross Zelnick Lehrman & Zissu, P.C.; Lawrence E. Apolzon, Esq.

(57) **CLAIM**

The ornamental design for footwear, as shown and described.

DESCRIPTION

FIG. 1 is a front perspective view of the footwear showing my new design;

FIG. 2 is a left side view of the footwear shown in FIG. 1;

FIG. 3 is a right side view of the footwear shown in FIG. 1;

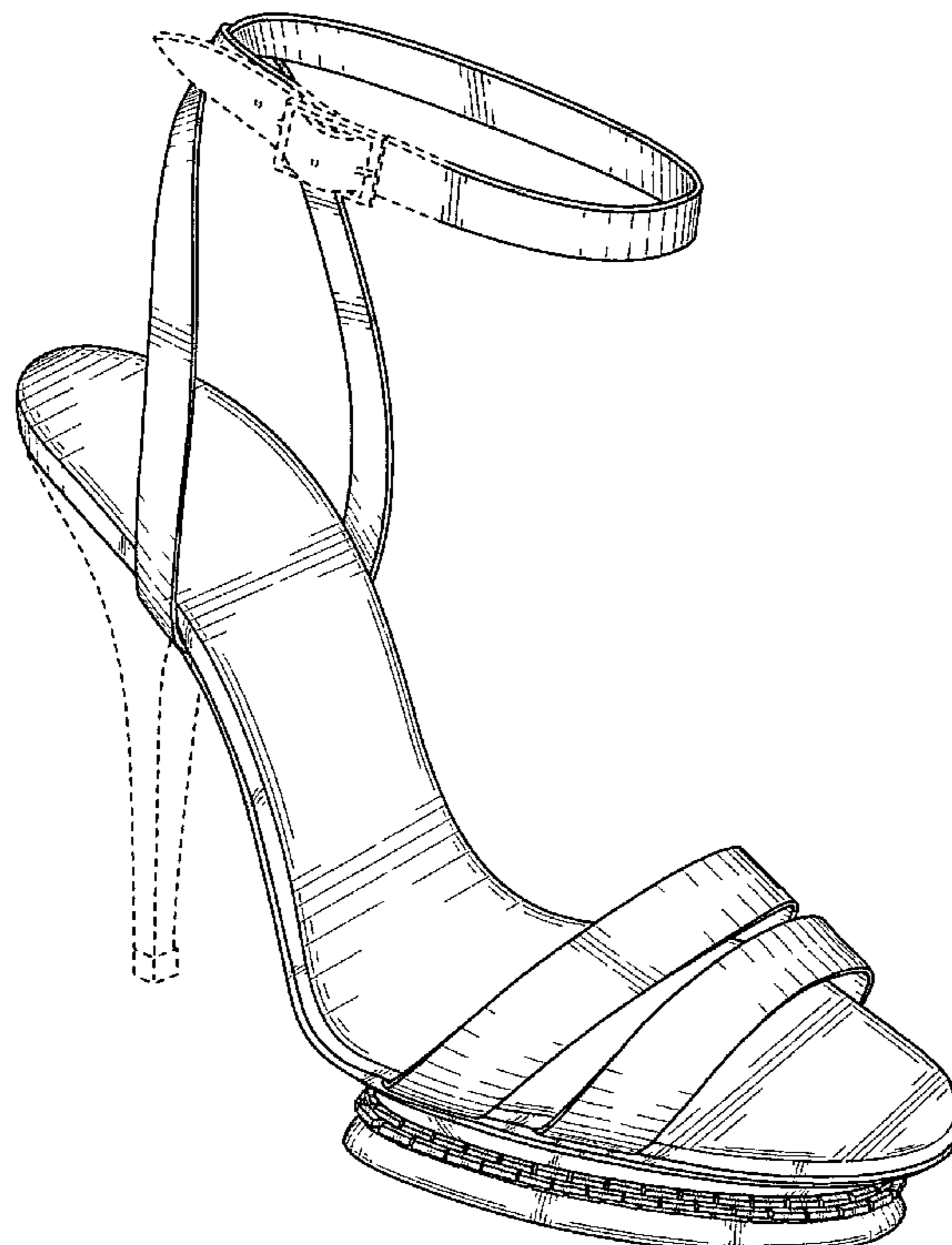
FIG. 4 is a front view of the footwear shown in FIG. 1;

FIG. 5 is a rear view of the footwear shown in FIG. 1; and,

FIG. 6 is a top view of the footwear shown in FIG. 1.

The broken line showing of the heel, heel cap, buckle, buckle holes, and portion of strap is for illustrative purposes only and forms no part of the claimed design.

1 Claim, 6 Drawing Sheets



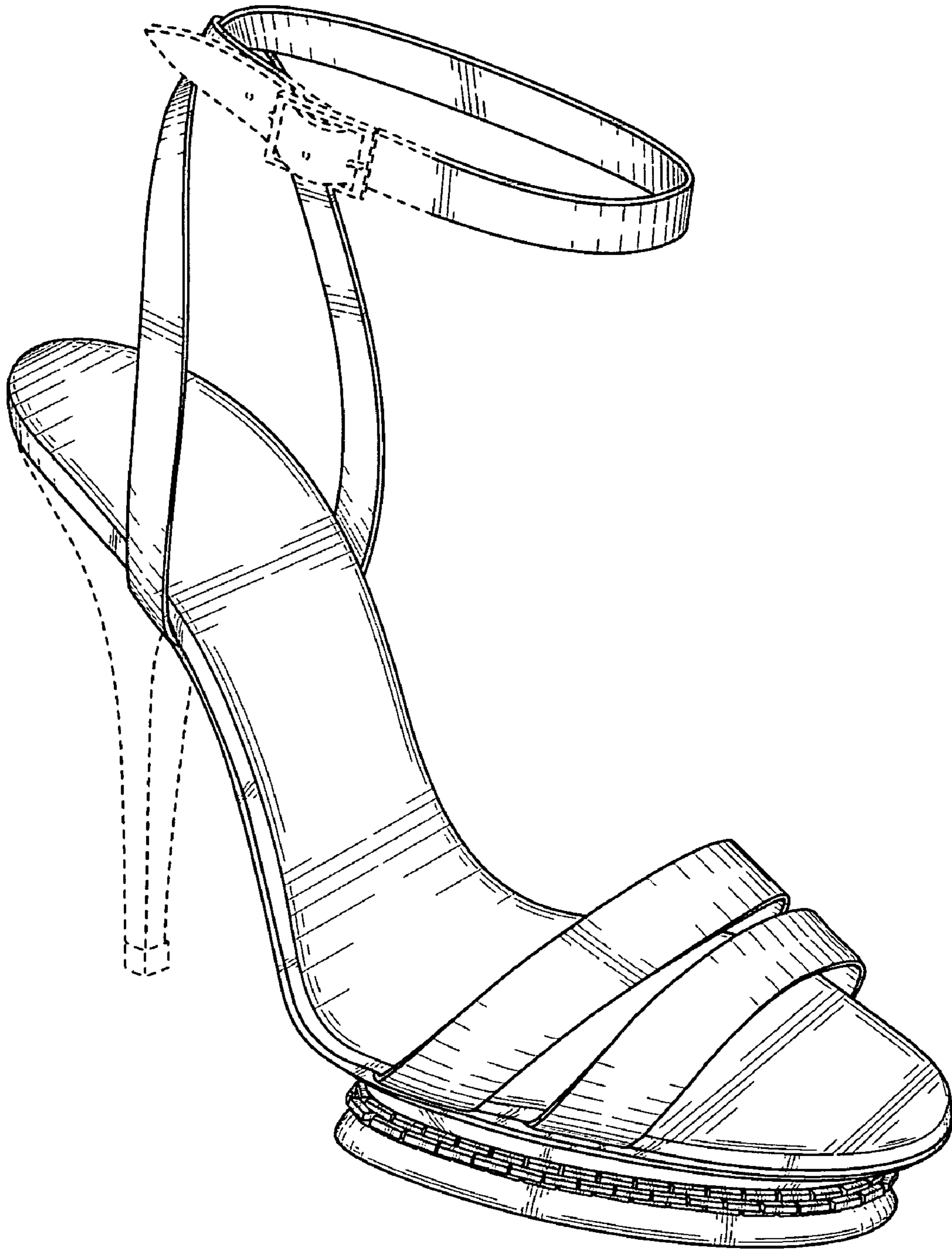


FIG. 1

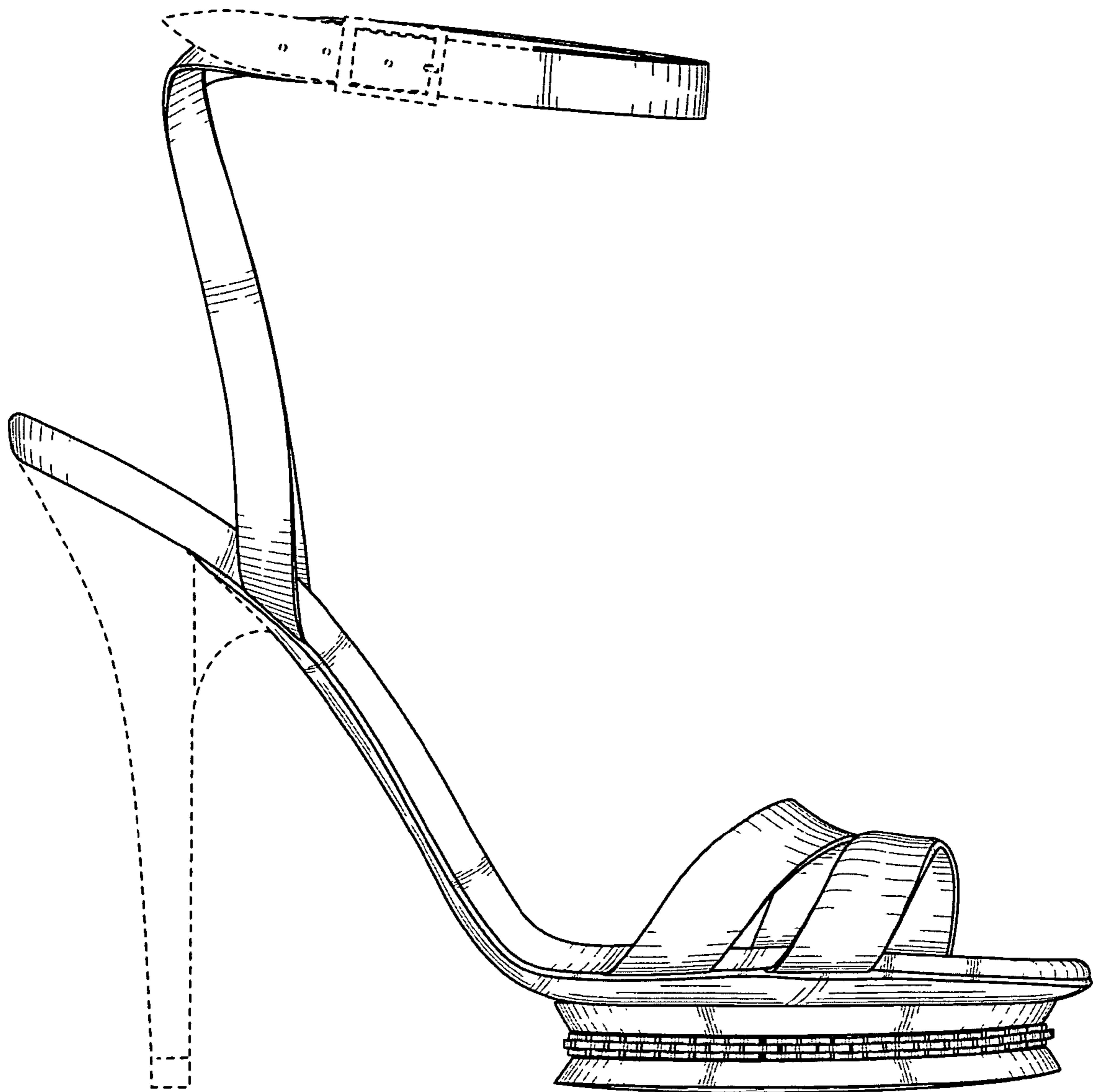


FIG. 2




FIG. 3

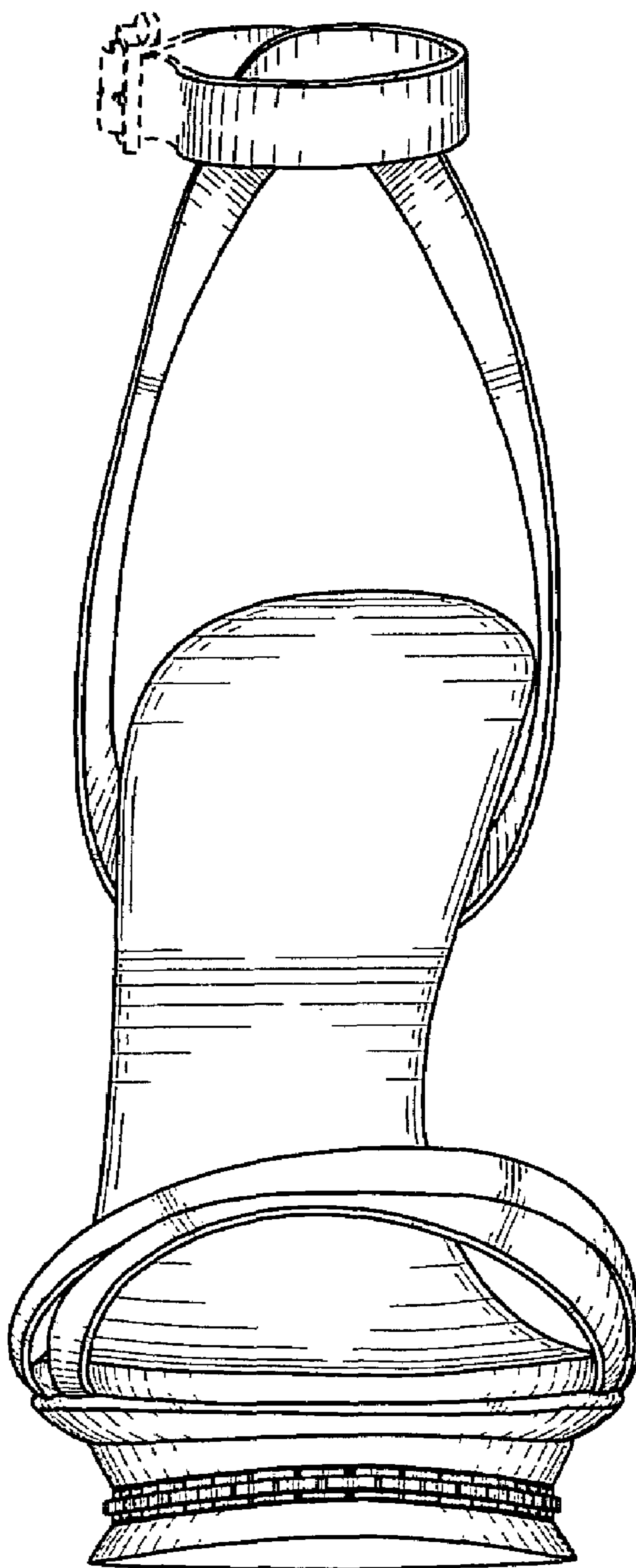


FIG. 4

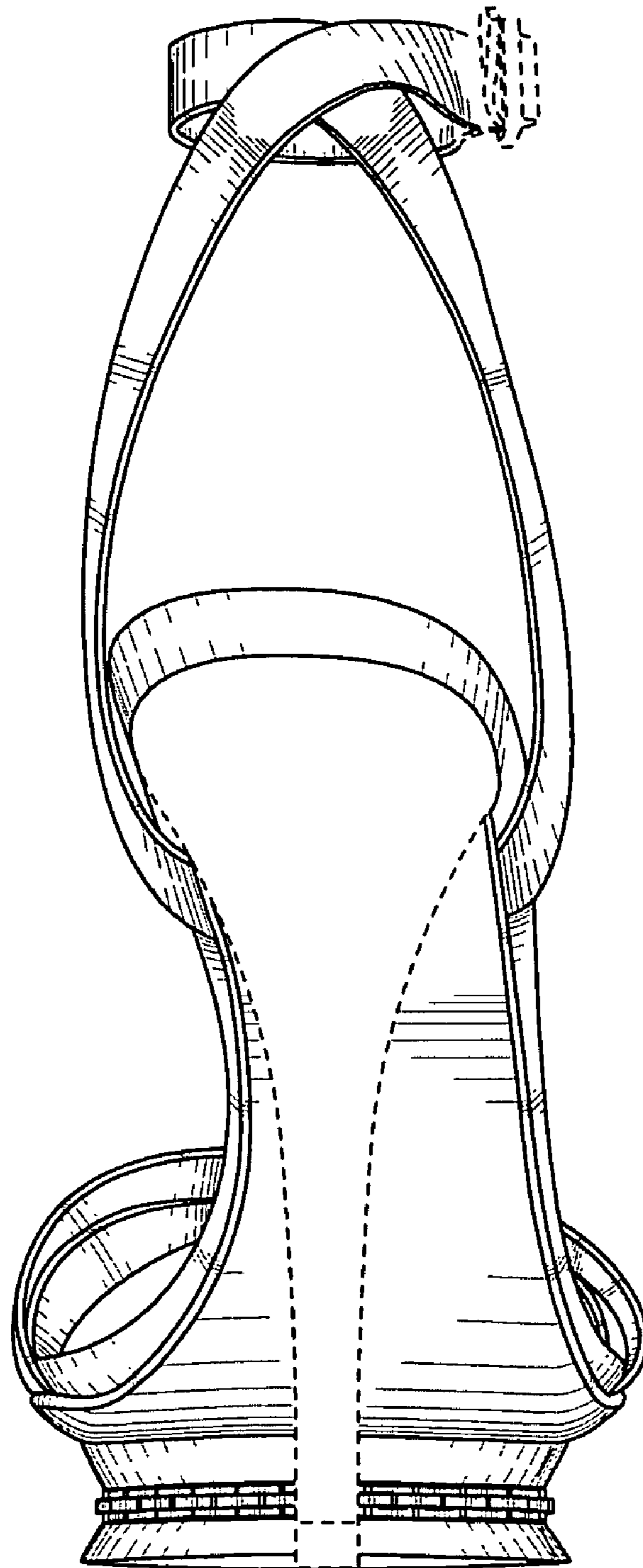


FIG. 5

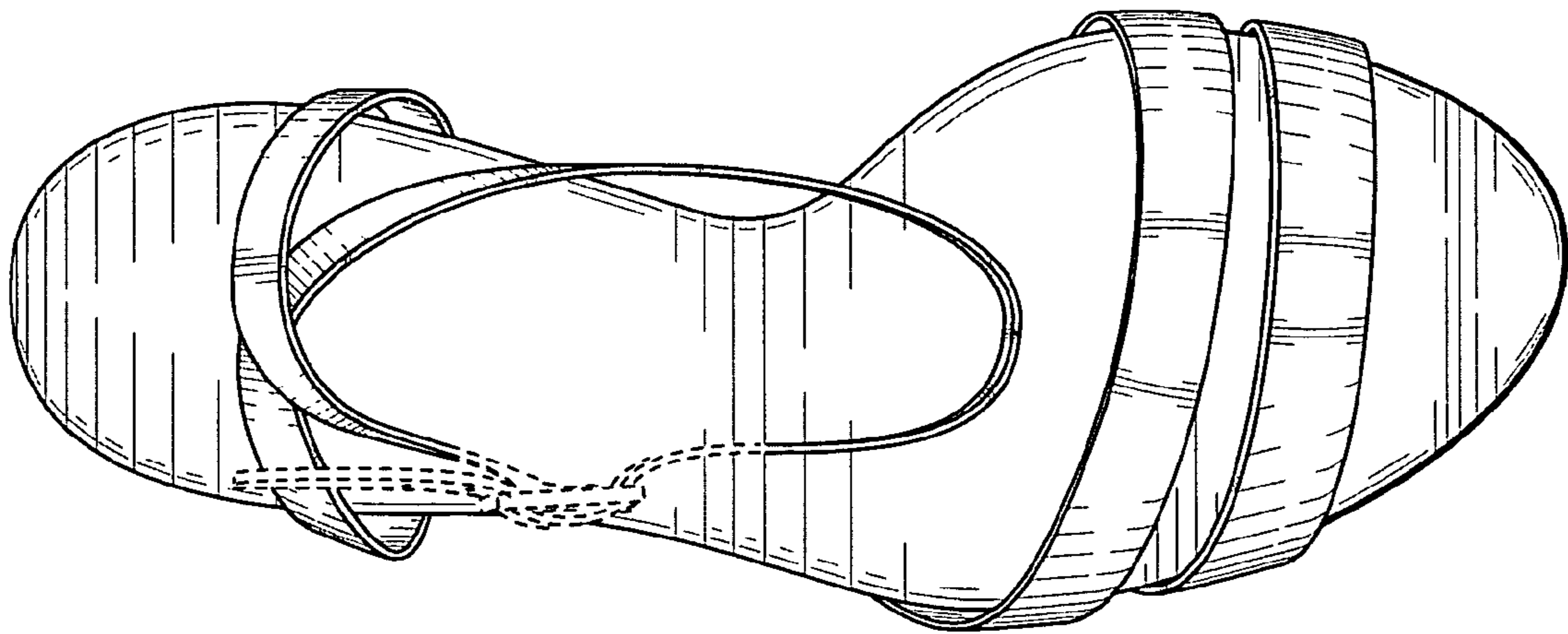


FIG. 6