



US00D584500S

(12) **United States Design Patent**  
**Lawler**

(10) **Patent No.:** **US D584,500 S**  
(45) **Date of Patent:** **\*\* Jan. 13, 2009**

(54) **FOOTWEAR**

D558,437 S \* 1/2008 Wilkinson ..... D2/971  
D562,540 S \* 2/2008 Guers-Neyrud ..... D2/971

(75) Inventor: **Daniel Lawler**, London (GB)

**OTHER PUBLICATIONS**

(73) Assignee: **J. Choo Limited**, London (GB)

J. Choo Limited, Millie, #138, Spring/Summer 2004 Catalogue, published Jul. 2003.

(\*\*) Term: **14 Years**

J. Choo Limited, Martha, #145, Spring/Summer 2004 Catalogue, published Jul. 2003.

(21) Appl. No.: **29/294,145**

\* cited by examiner

(22) Filed: **Dec. 20, 2007**

*Primary Examiner*—Dominic Simone

(30) **Foreign Application Priority Data**

(74) *Attorney, Agent, or Firm*—Fross Zelnick Lehrman & Zissu, P.C.; Lawrence E. Apolzon, Esq.

Jul. 4, 2007 (EM) ..... 000756069-0008

(57) **CLAIM**

(51) **LOC (9) Cl.** ..... **02-99**

The ornamental design for footwear, as shown and described.

(52) **U.S. Cl.** ..... **D2/971**

(58) **Field of Classification Search** ..... D2/916–918,  
D2/925–945, 971, 969; 36/1, 11.5, 9 R  
See application file for complete search history.

**DESCRIPTION**

(56) **References Cited**

FIG. 1 is a front perspective view of a shoe showing my footwear design;

**U.S. PATENT DOCUMENTS**

FIG. 2 is a left side view of the footwear shown in FIG. 1;

D82,860 S 12/1930 Troy  
D84,631 S \* 7/1931 Ellington ..... D2/933  
D93,336 S 9/1934 Elkin  
D121,467 S \* 7/1940 Calderazzo ..... D2/927  
D141,114 S 5/1945 Gordon  
D500,916 S 1/2005 Choi  
D530,500 S 10/2006 Kelsey  
D541,035 S 4/2007 Kelsey  
D554,349 S 11/2007 Kelsey  
D557,003 S \* 12/2007 Lawler ..... D2/971

FIG. 3 is a right side view of the footwear shown in FIG. 1;

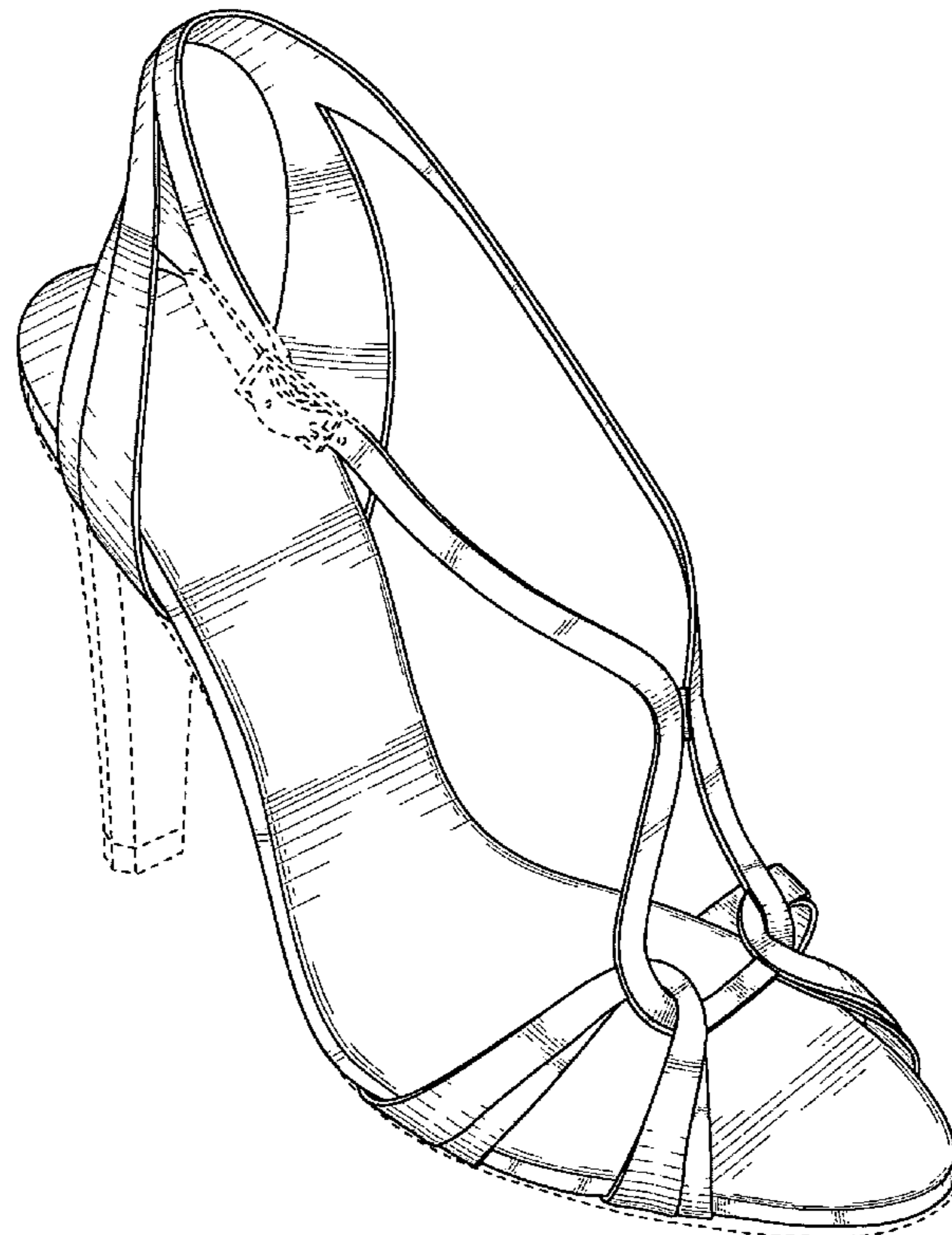
FIG. 4 is a front view of the footwear shown in FIG. 1;

FIG. 5 is a rear view of the footwear shown in FIG. 1; and,

FIG. 6 is a top view of the footwear shown in FIG. 1.

The broken line showing of the heel, heel cap, sole, buckle, buckle holes and portion of strap is for illustrative purposes only and forms no part of the claimed design.

**1 Claim, 6 Drawing Sheets**



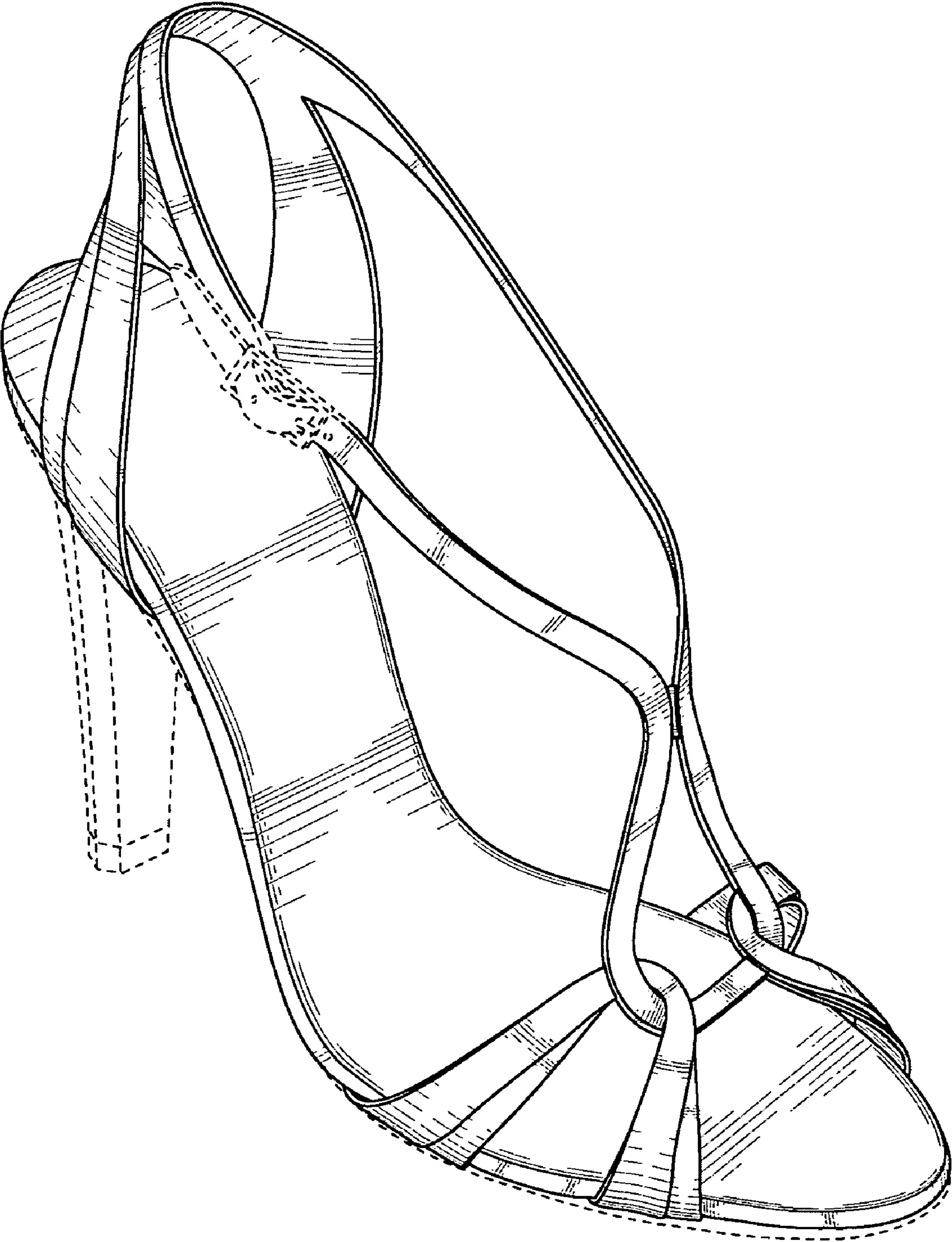


FIG. 1

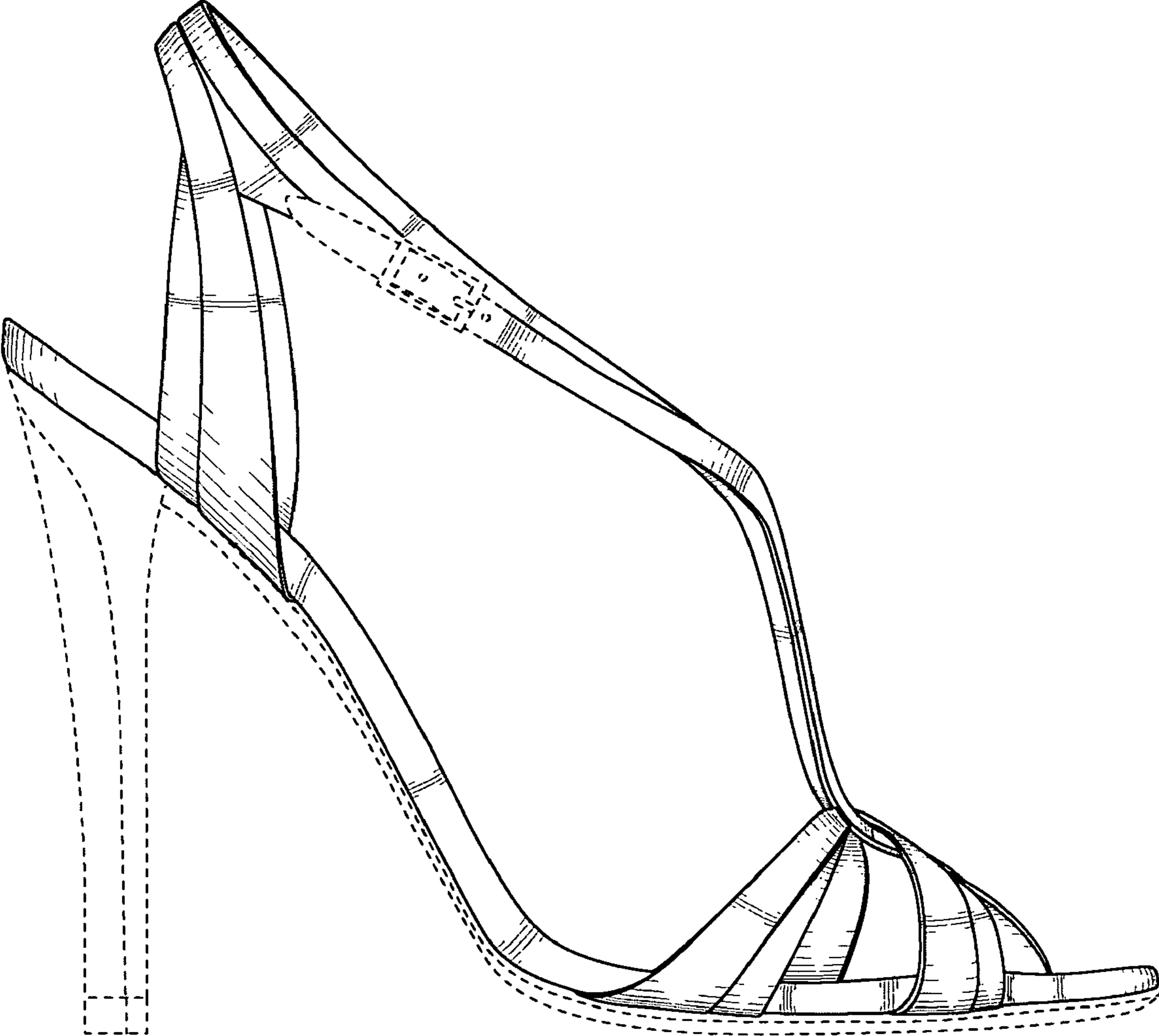


FIG. 2




FIG. 3

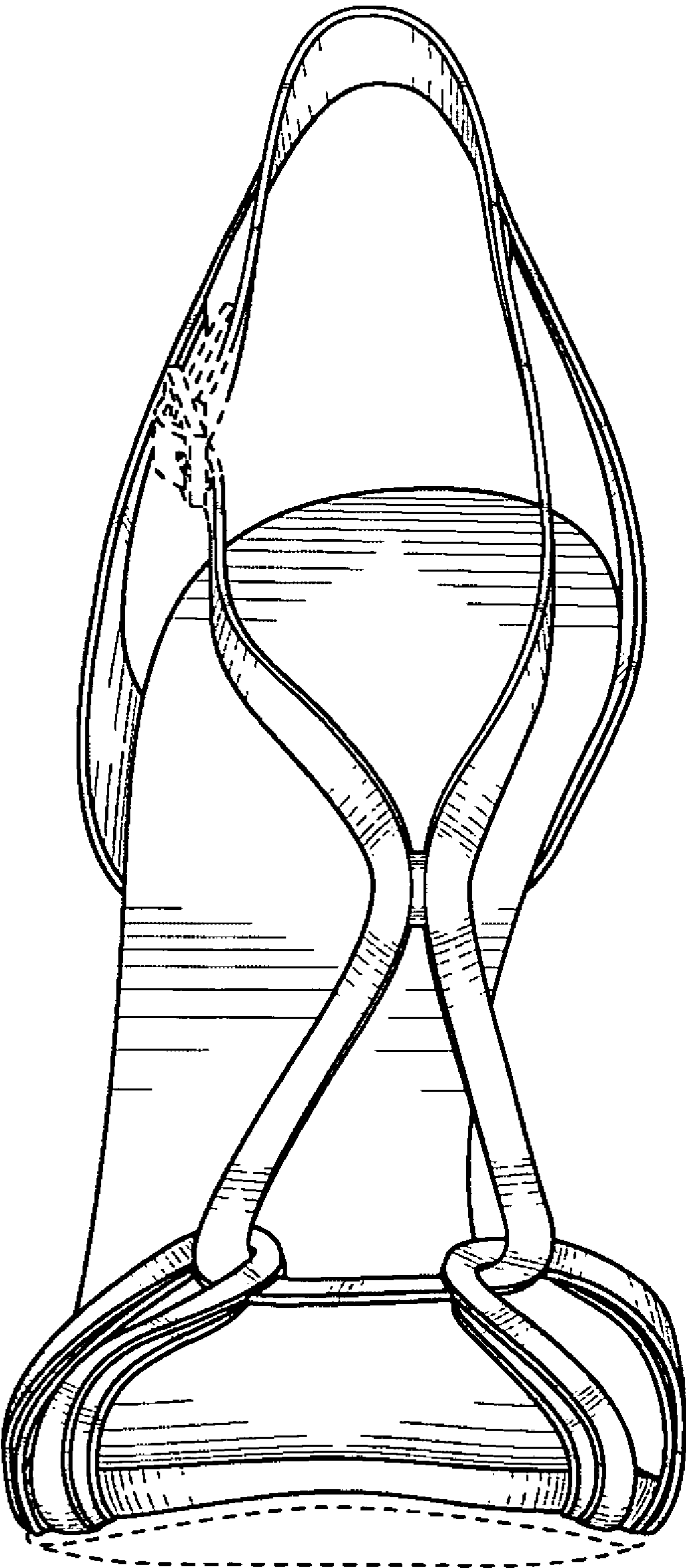


FIG. 4

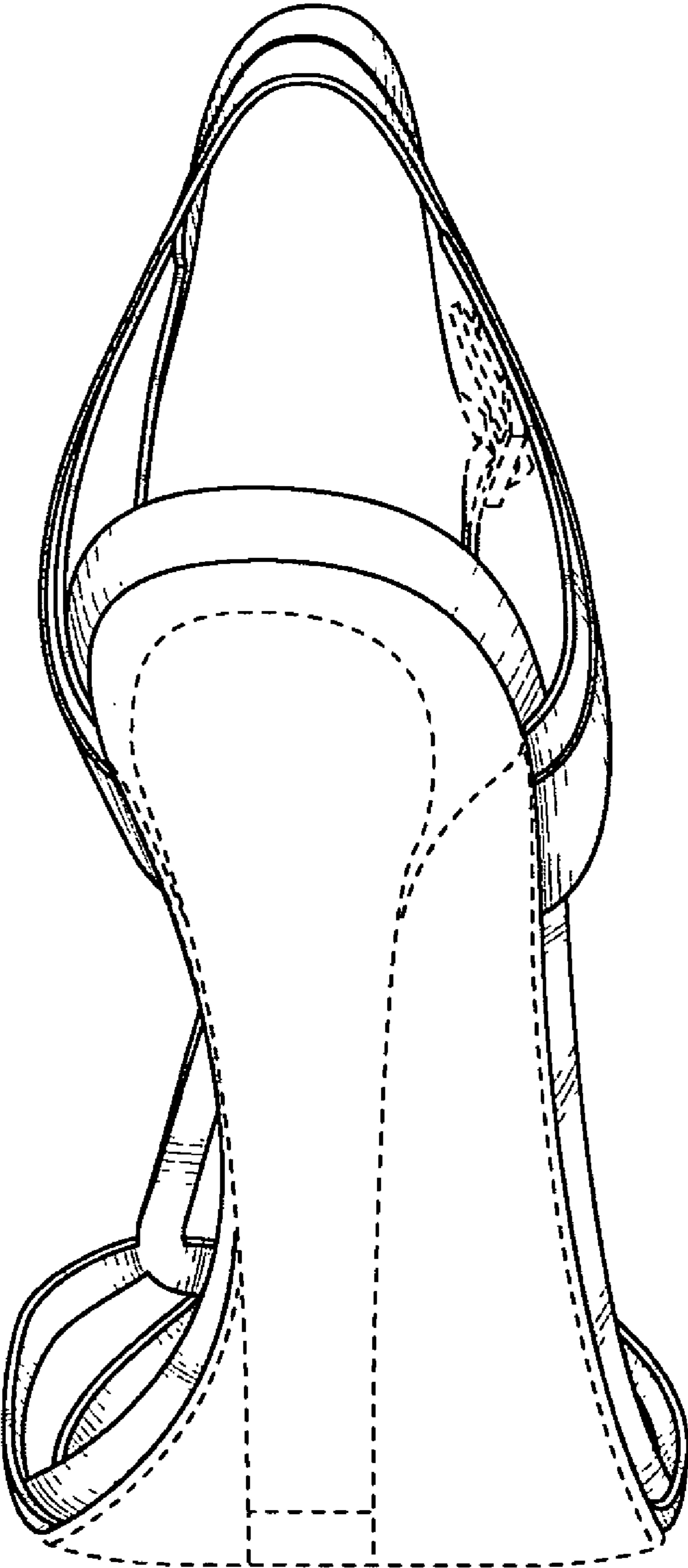


FIG. 5

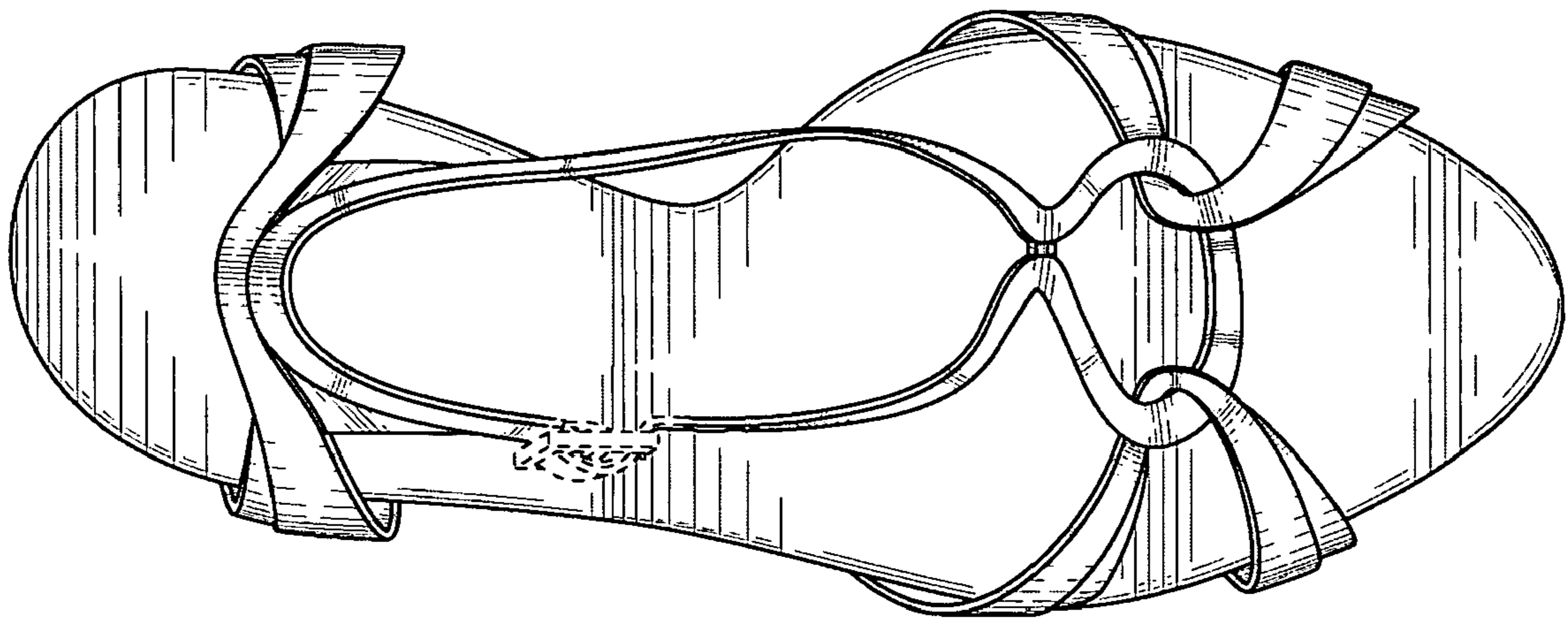


FIG. 6