



US00D584495S

(12) **United States Design Patent**  
**Choi**

(10) **Patent No.:** **US D584,495 S**  
(45) **Date of Patent:** **\*\* Jan. 13, 2009**

(54) **HEEL FOR FOOTWEAR**

D123,862 S \* 12/1940 Elting ..... D26/146  
D432,262 S \* 10/2000 Gonzalez ..... D26/146  
D517,293 S \* 3/2006 Choi ..... D2/965

(75) Inventor: **Sandra Choi**, London (GB)

(73) Assignee: **J. Choo Limited**, London (GB)

(\*\*) Term: **14 Years**

(21) Appl. No.: **29/294,114**

(22) Filed: **Dec. 20, 2007**

(30) **Foreign Application Priority Data**

Jul. 4, 2007 (EM) ..... 000756069-0002

(51) **LOC (9) Cl.** ..... **02-99**

(52) **U.S. Cl.** ..... **D2/966**

(58) **Field of Classification Search** ..... D2/916-918,  
D2/925-945, 964-966; 36/34 R-34 B; D11/31,  
D11/49, 82; D22/201; D26/146, 147, 156  
See application file for complete search history.

(56) **References Cited**

**U.S. PATENT DOCUMENTS**

D34,588 S \* 5/1901 Grüneiwald, Jr. et al. .. D23/201  
D73,206 S \* 8/1927 Rothbart ..... D26/146  
D79,073 S \* 7/1929 Greenwald ..... D2/966  
D79,382 S \* 9/1929 Panza ..... D26/146  
D95,054 S \* 4/1935 Lovejoy ..... D2/966  
D96,043 S \* 6/1935 Lovejoy ..... D2/966  
D119,997 S \* 4/1940 Elting ..... D26/146  
D121,195 S 6/1940 Nutt

**OTHER PUBLICATIONS**

Antique candlesticks.  
U.S. Appl. No. 29/294,149, filed Dec. 20, 2007.

\* cited by examiner

*Primary Examiner*—Dominic Simone

(74) *Attorney, Agent, or Firm*—Fross Zelnick Lehrman &  
Zissu, P.C.; Lawrence E. Apolzon, Esq.

(57) **CLAIM**

The ornamental design for heel for footwear, as shown and described.

**DESCRIPTION**

FIG. 1 is a rear perspective view of a shoe showing my heel design;

FIG. 2 is a left side view of the heel shown in FIG. 1;

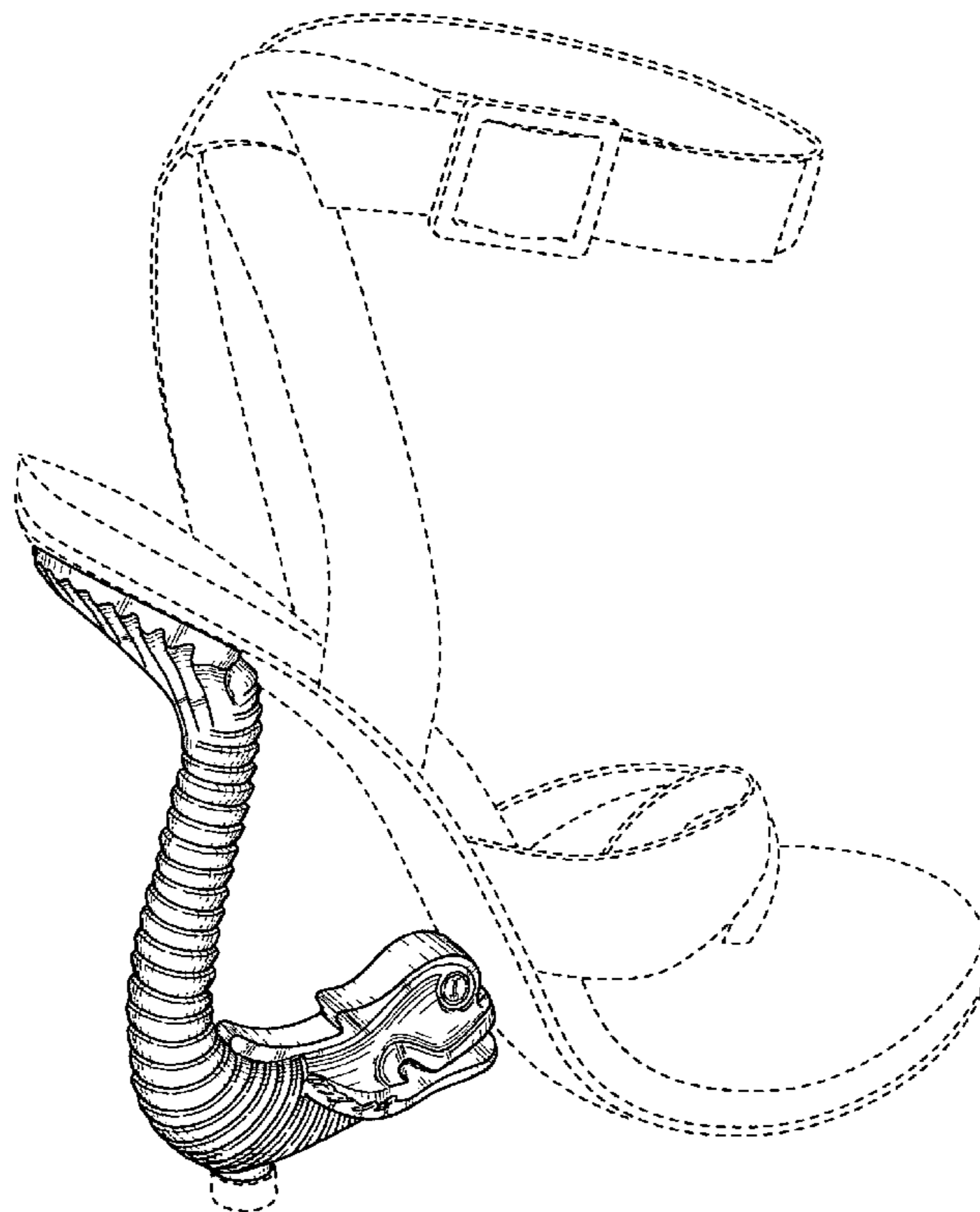
FIG. 3 is a right side view of the heel shown in FIG. 1;

FIG. 4 is a rear view of the heel shown in FIG. 1; and,

FIG. 5 is a bottom view of the heel shown in FIG. 1.

The broken line showing of the shoe upper, buckle, heel cap, foot bed, and sole is for illustrative purposes only and forms no part of the claimed design.

**1 Claim, 5 Drawing Sheets**



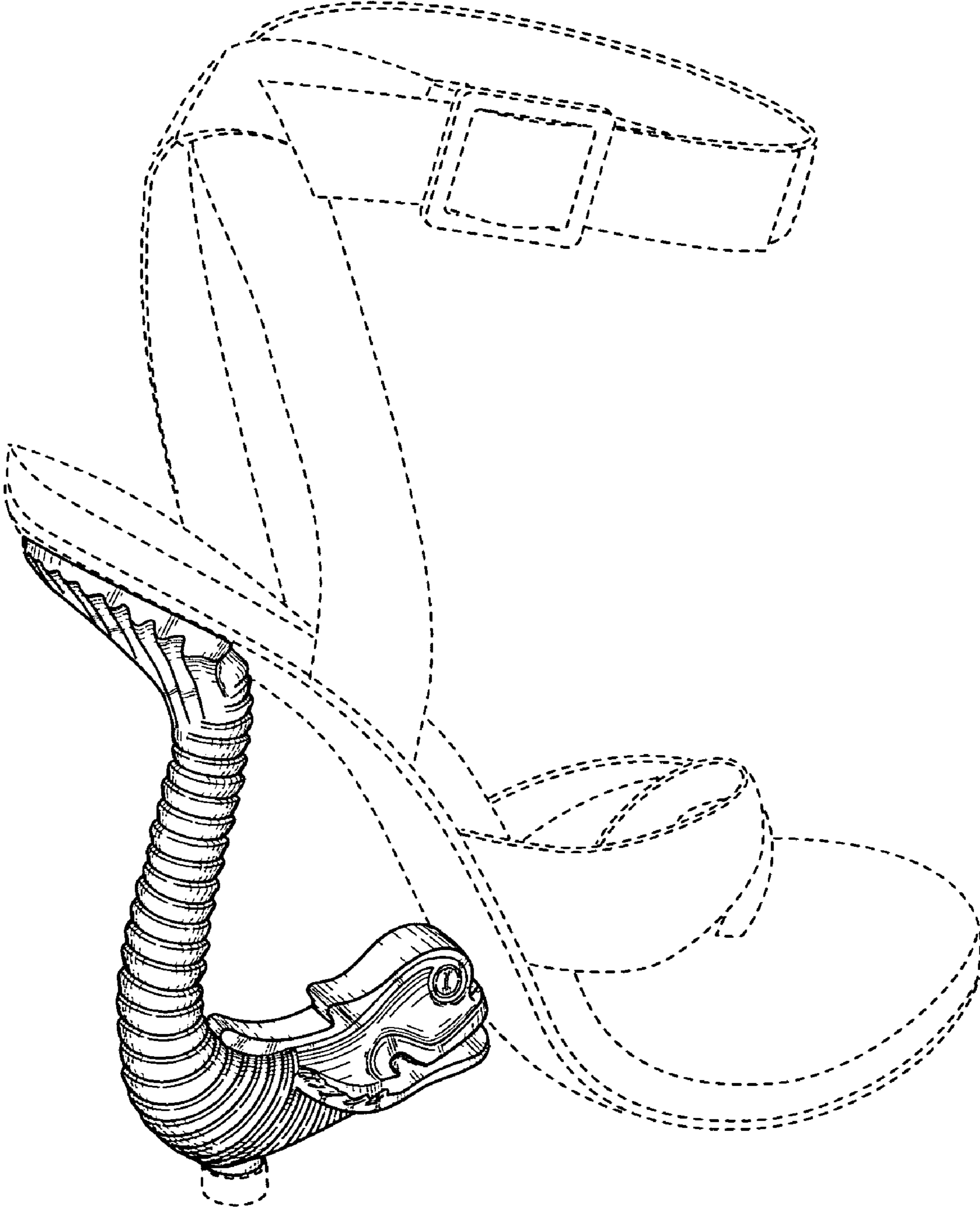


FIG. 1

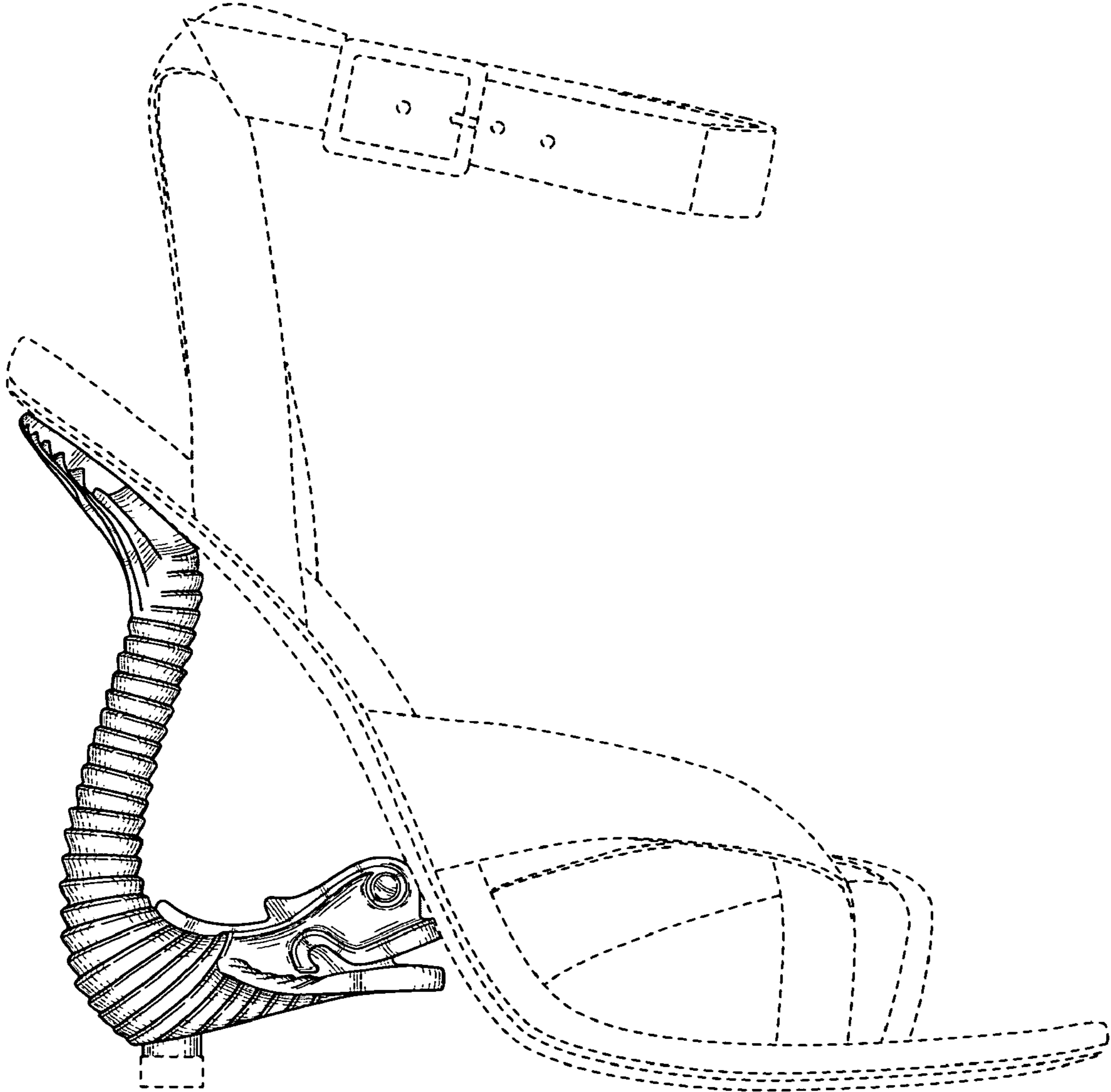


FIG. 2

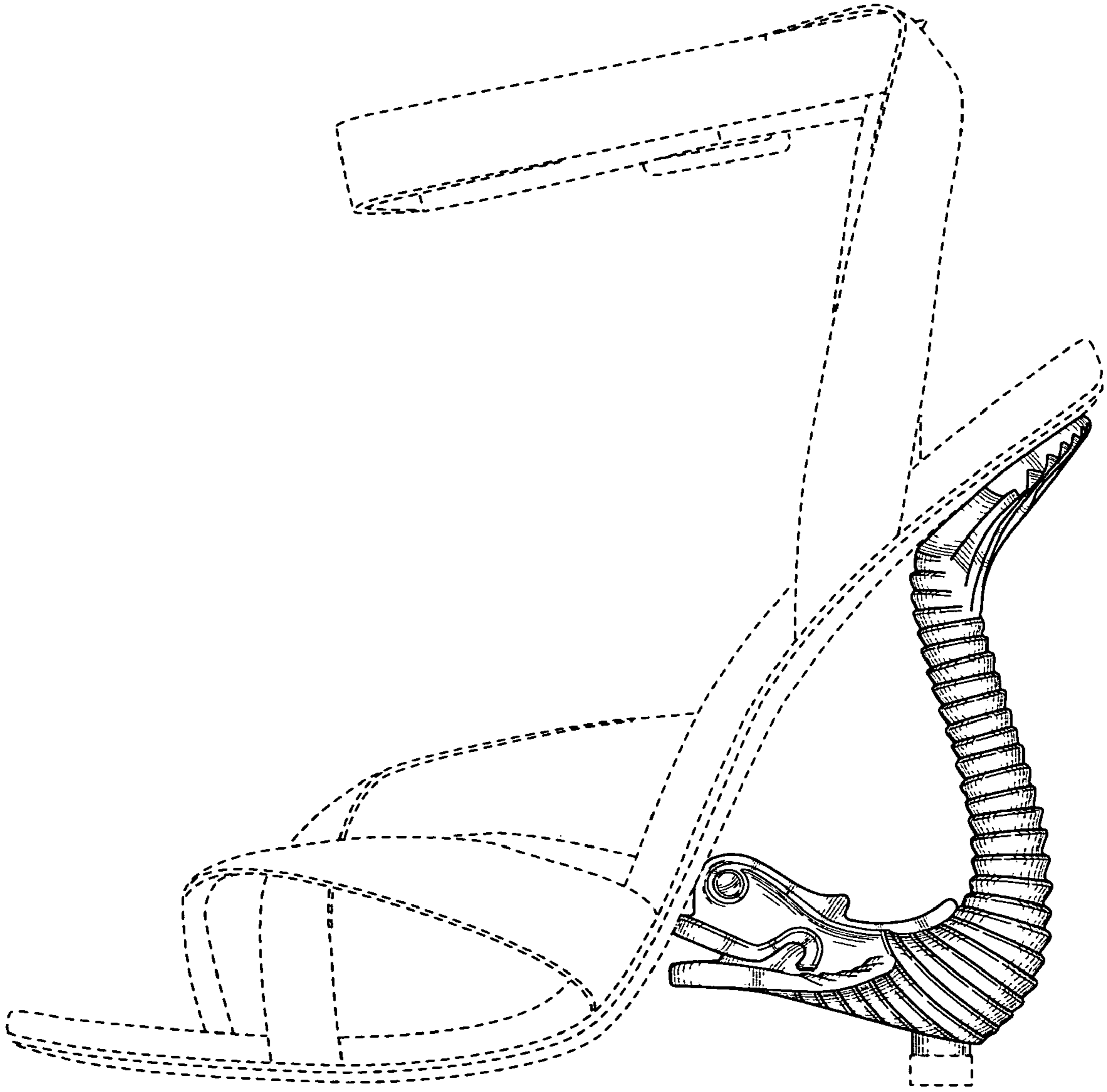


FIG. 3

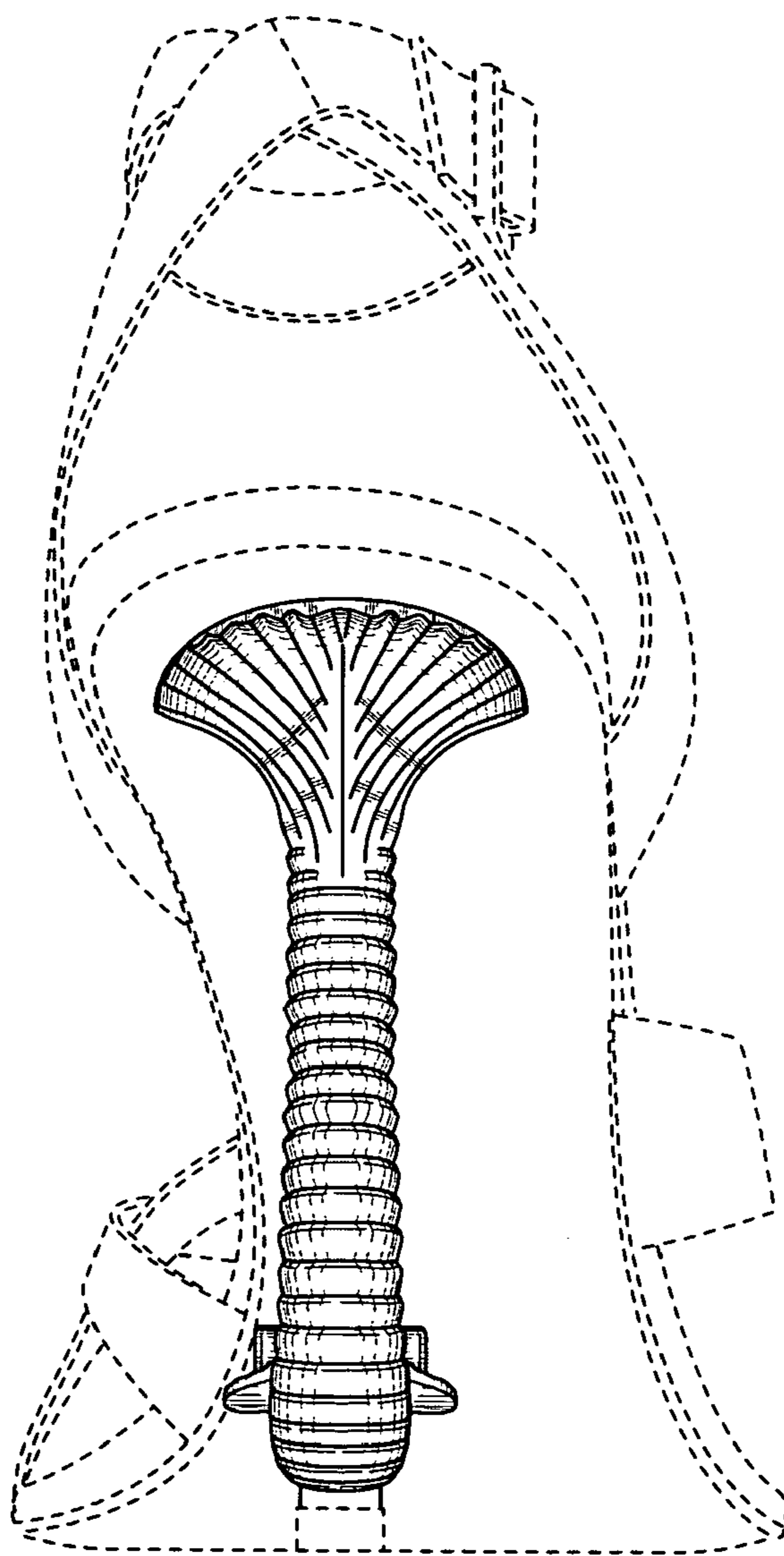


FIG. 4

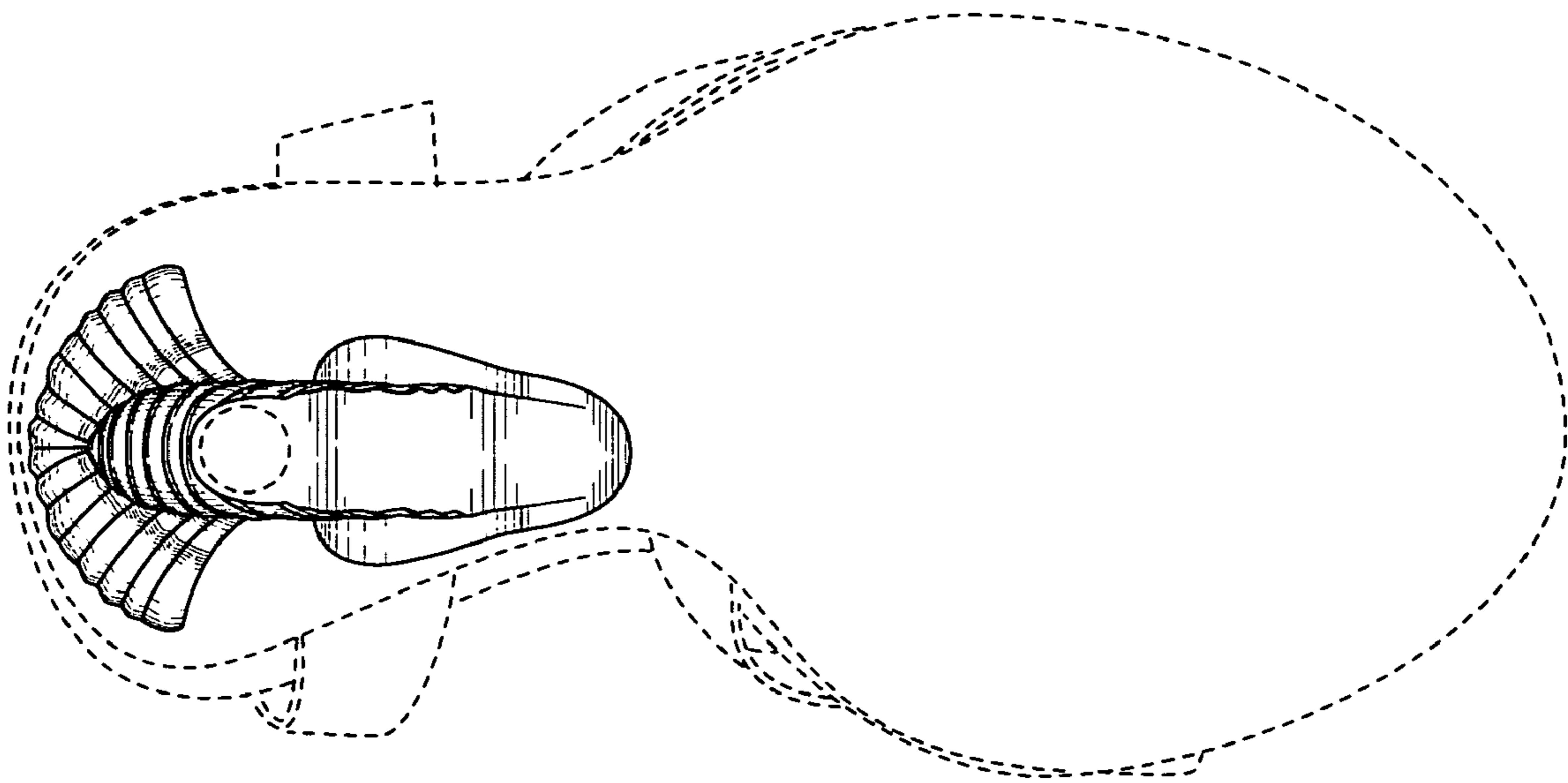


FIG. 5