



US00D584494S

(12) **United States Design Patent**
Vasyli

(10) **Patent No.:** **US D584,494 S**
(45) **Date of Patent:** **** Jan. 13, 2009**

(54) **FOOTWEAR INSOLE**

(76) Inventor: **Phillip J. Vasyli**, #211, Old Fort Bay,
Nassau (BS)

(**) Term: **14 Years**

(21) Appl. No.: **29/295,446**

(22) Filed: **Sep. 28, 2007**

(51) **LOC (9) Cl.** **02-04**

(52) **U.S. Cl.** **D2/961; D2/946**

(58) **Field of Classification Search** D2/914,
D2/915, 946, 947, 948, 950, 951, 952, 953,
D2/854, 955, 956, 960, 961, 964, 965, 967,
D2/968, 969, 971; D24/126, 189; 36/24.4,
36/25 R, 28, 29, 34 R, 35 R, 36 R, 27, 43,
36/44, 55, 71

See application file for complete search history.

(56) **References Cited**

U.S. PATENT DOCUMENTS

- 1,236,427 A * 8/1917 Halley 36/44
- 1,282,253 A * 10/1918 Lund 12/142 R
- D122,777 S * 10/1940 Laybolt D2/953
- D126,598 S * 4/1941 Cox D2/960
- D130,078 S * 10/1941 Weidner D2/947
- 2,391,083 A * 12/1945 Calderazzo 36/30 R
- D165,535 S * 12/1951 McPherson D2/947
- 2,648,855 A * 8/1953 Midgley et al. 12/146 B
- D241,484 S * 9/1976 Castano D2/953
- D255,286 S * 6/1980 Fuzita D2/953
- D290,423 S 6/1987 Peterson

- D326,767 S * 6/1992 Martiniano
de Oliveira, Jr. D2/947
- D365,920 S * 1/1996 Schneider D2/947
- D456,128 S 4/2002 Evans et al.
- D462,509 S * 9/2002 Merceron D2/956
- D467,408 S * 12/2002 Chen D2/961
- D496,781 S 10/2004 Hikade et al.
- D517,291 S 3/2006 Vasyli
- D548,439 S * 8/2007 McClaskie D2/960
- D556,990 S * 12/2007 Cabados D2/961

* cited by examiner

Primary Examiner—Stella M Reid

Assistant Examiner—Elizabeth J Oswecki

(74) *Attorney, Agent, or Firm*—GrayRobinson, P.A.

(57) **CLAIM**

I claim the ornamental design for a footwear insole, as shown and described.

DESCRIPTION

FIG. 1 is a perspective view of a footwear insole, showing my new design;

FIG. 2 is a top plan view thereof;

FIG. 3 is a bottom plan view thereof;

FIG. 4 is a right side elevational view thereof;

FIG. 5 is a left side elevational view thereof;

FIG. 6 is a rear elevational view thereof; and,

FIG. 7 is a front elevational view thereof.

1 Claim, 3 Drawing Sheets





FIG. 1



FIG. 2

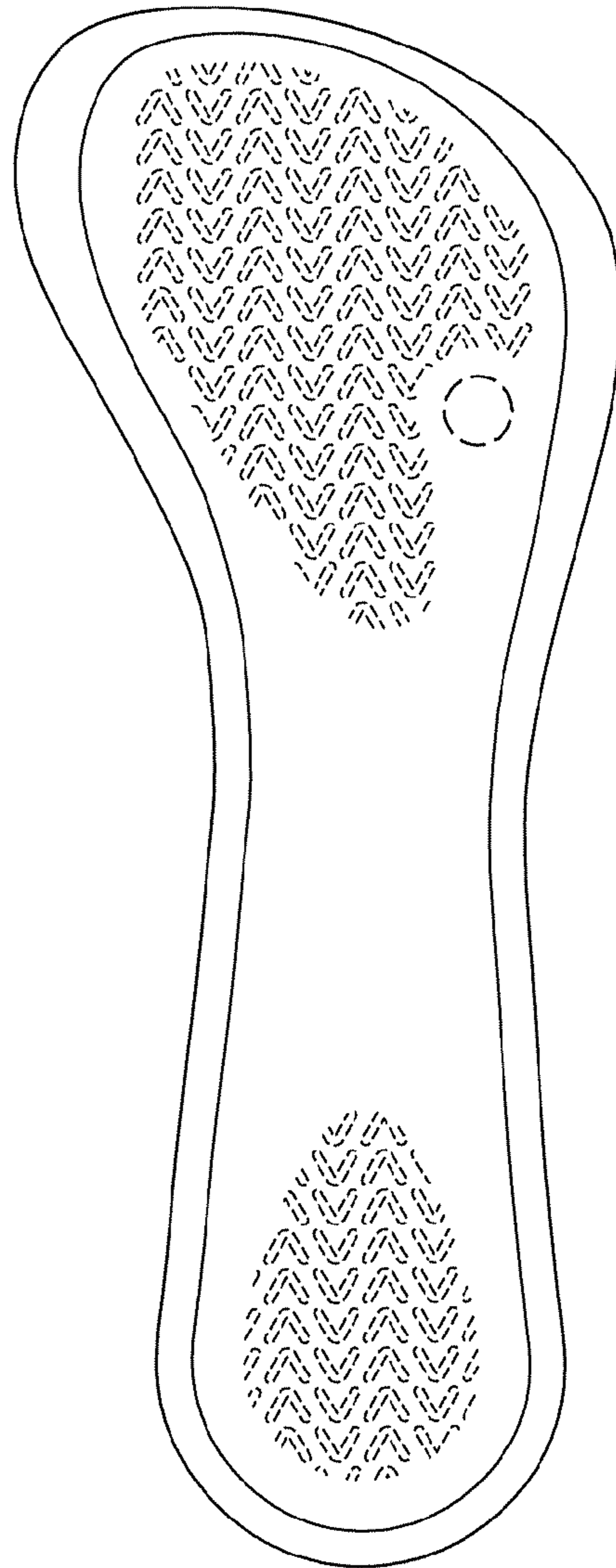


FIG. 3




FIG. 4




FIG. 5



FIG. 6



FIG. 7