



US00D584488S

(12) **United States Design Patent**
Hightower

(10) **Patent No.:** **US D584,488 S**

(45) **Date of Patent:** **** Jan. 13, 2009**

(54) **CAR-SHAPED SHOE**

(76) Inventor: **Emanuel O. Hightower**, 367 WW Carr Ave., Jackson, GA (US) 30233

(**) Term: **14 Years**

(21) Appl. No.: **29/292,574**

(22) Filed: **Oct. 17, 2007**

(51) **LOC (9) Cl.** **02-04**

(52) **U.S. Cl.** **D2/898**

(58) **Field of Classification Search** D2/896–898,
D2/900–902, 946, 952, 969; 36/45, 77 R,
36/50.1, 83, 88, 113, 114, 126–130

See application file for complete search history.

(56) **References Cited**

U.S. PATENT DOCUMENTS

D158,520 S *	5/1950	Scoville	D2/898
D240,974 S *	8/1976	Tesky	D2/898
D261,195 S *	10/1981	Weiss	D2/898
D353,706 S *	12/1994	Telles	D2/898
D356,434 S *	3/1995	Englehart, Jr.	D2/898
D375,613 S *	11/1996	Humphrey	D2/897
D450,174 S *	11/2001	Scotti	D2/898
D495,470 S *	9/2004	Schellinger	D2/898

* cited by examiner

Primary Examiner—Stella M Reid

Assistant Examiner—Rashida C McCoy

(74) *Attorney, Agent, or Firm*—Myers & Kaplan, LLC;
Sandra S. Drummond

(57) **CLAIM**

The ornamental design for a car-shaped shoe, substantially as shown and described.

DESCRIPTION

FIG. 1 is a top view of the car-shaped shoe of the present invention;

FIG. 2 is a first side view of the car-shaped shoe;

FIG. 3 is a bottom view of the car-shaped shoe;

FIG. 4 is a second side view of the car-shaped shoe;

FIG. 5 is a front view of the car-shaped shoe; and,

FIG. 6 is a rear view of the car-shaped shoe.

The broken line showing of the sole is included for the purpose of illustrating environmental structure and forms no part of the claimed design.

1 Claim, 3 Drawing Sheets

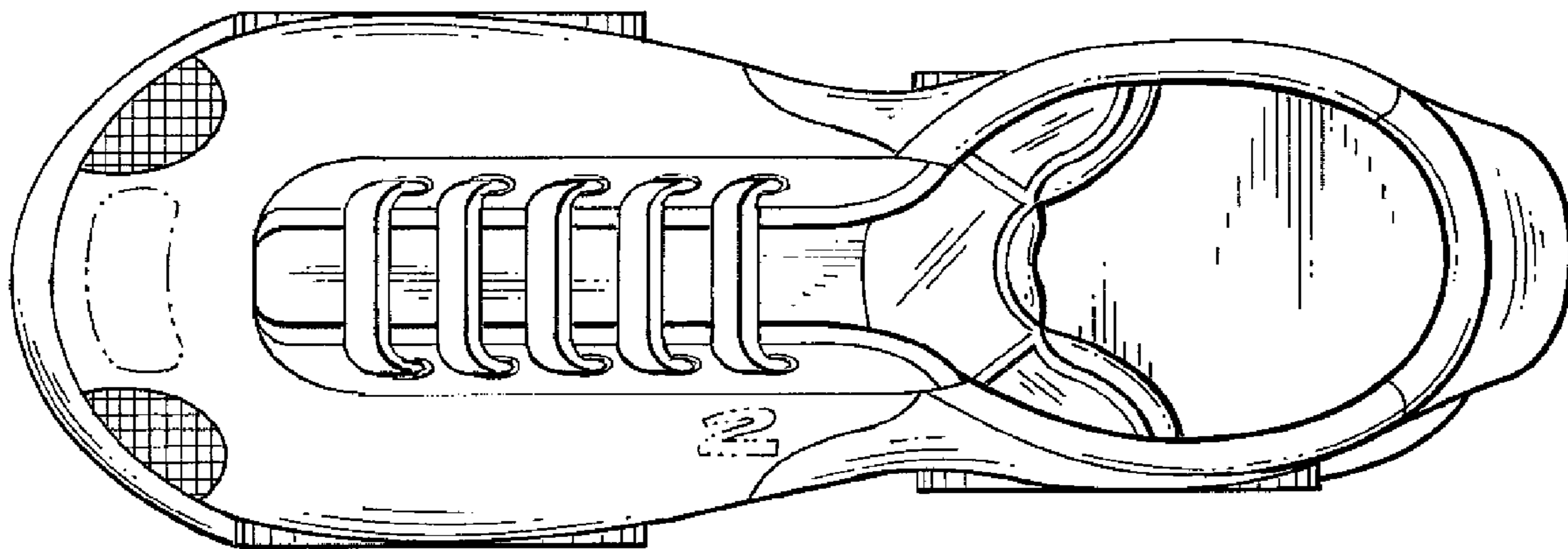


Fig. 1


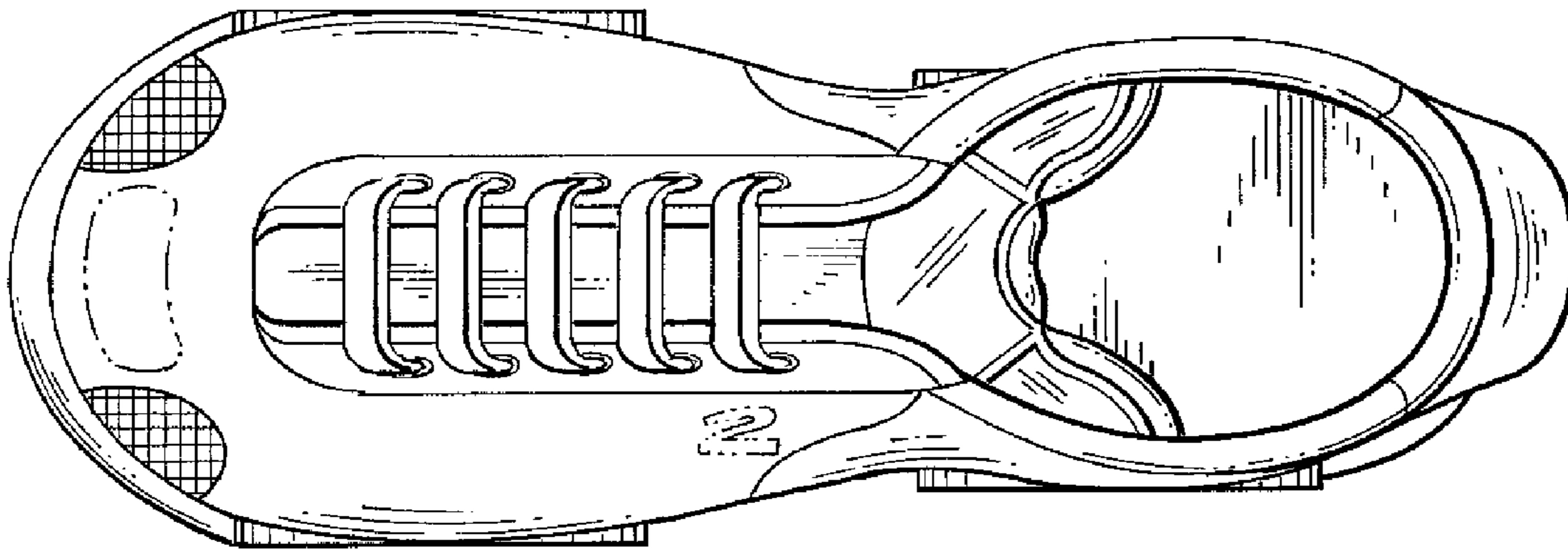

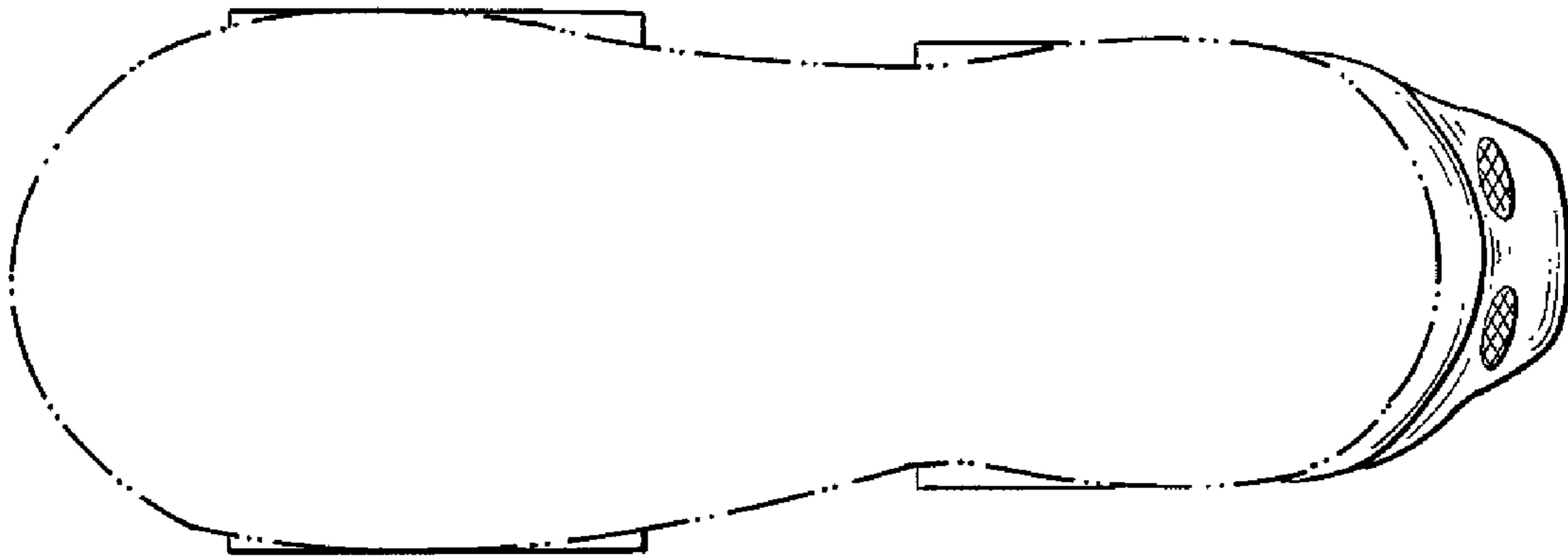


Fig. 2

Hi 3



Hi 4

