



US00D584486S

(12) **United States Design Patent**
Lorenzi

(10) **Patent No.:** **US D584,486 S**
(45) **Date of Patent:** **** Jan. 13, 2009**

(54) **POCKET**

(75) Inventor: **Roberto Lorenzi**, Caldogno (IT)

(73) Assignee: **Diesel S.p.A.**, Molvena (Vicenza) (IT)

(**) Term: **14 Years**

(21) Appl. No.: **29/301,701**

(22) Filed: **Mar. 13, 2008**

(30) **Foreign Application Priority Data**

Sep. 13, 2007 (EM) 000789045

(51) **LOC (9) Cl.** **02-02**

(52) **U.S. Cl.** **D2/857**

(58) **Field of Classification Search** D2/742,
D2/857, 731, 738, 748; 2/60, 227, 228, 237,
2/247-253

See application file for complete search history.

(56) **References Cited**

U.S. PATENT DOCUMENTS

426,717 A * 4/1890 Ehrmann 2/236
2,476,354 A * 7/1949 Brisbin 2/247
D221,327 S * 8/1971 Watts D2/857
D339,220 S * 9/1993 Buziol D2/742
D362,950 S * 10/1995 Molino D2/857

D459,056 S * 6/2002 Serfontein D2/742
D527,866 S * 9/2006 Fixel D2/742
D528,742 S * 9/2006 Langmantel D2/857
D565,280 S * 4/2008 Nikolayev D2/742

* cited by examiner

Primary Examiner—Ian Simmons

Assistant Examiner—R. Johnson

(74) *Attorney, Agent, or Firm*—James V. Costigan; Hedman & Costigan, P.C.

(57) **CLAIM**

I claim the ornamental design for a pocket, as shown and described.

DESCRIPTION

FIG. 1 is a front perspective view of a pocket showing my new design.

FIG. 2 is a front view of the invention;

FIG. 3 is a left side view of the invention;

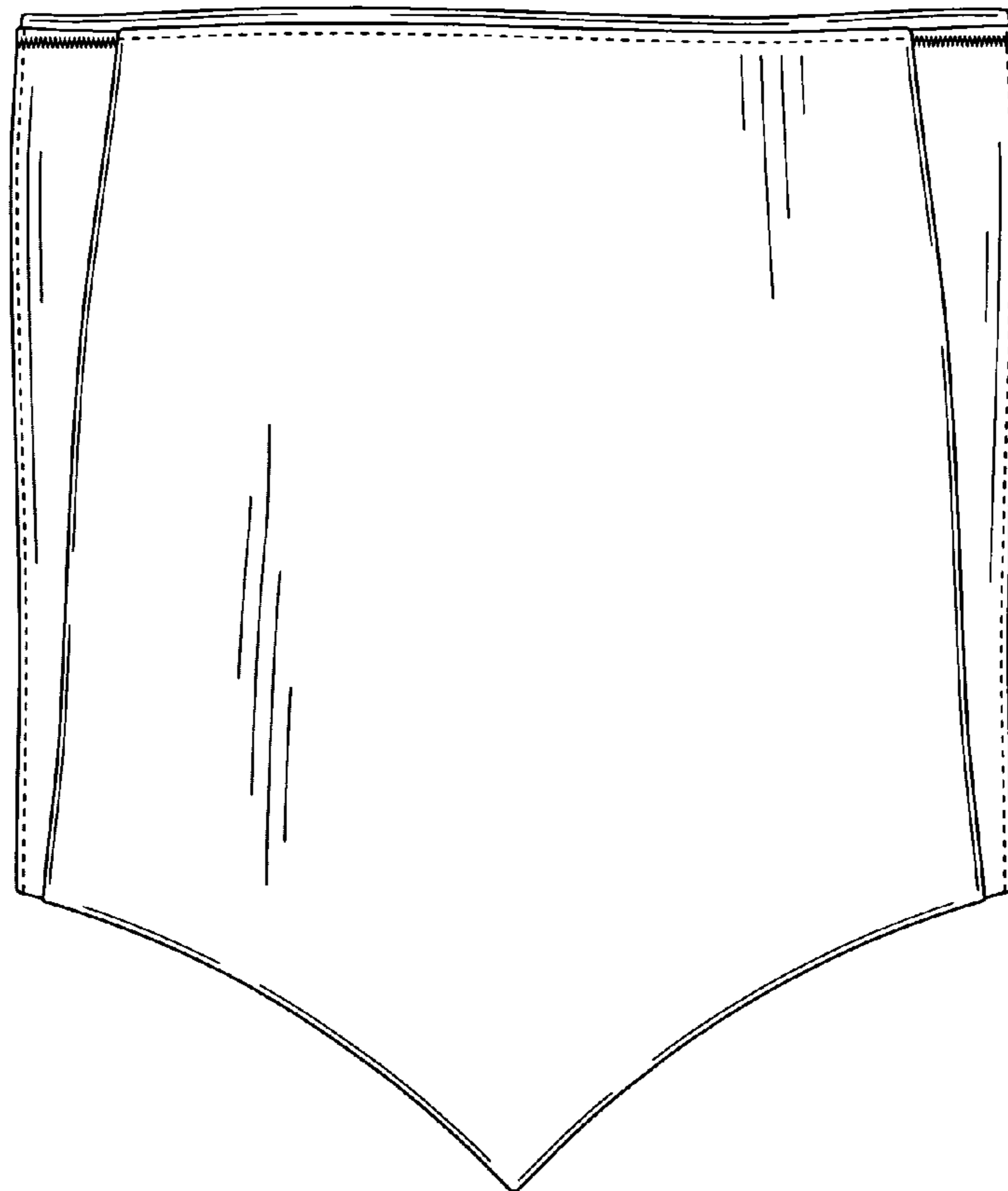
FIG. 4 is a right side view of the invention;

FIG. 5 is a top view of the invention; and,

FIG. 6 is a bottom view of the invention.

The broken lines shown on the surface of the pocket in FIGS. 1 and 2 represent stitching.

1 Claim, 3 Drawing Sheets



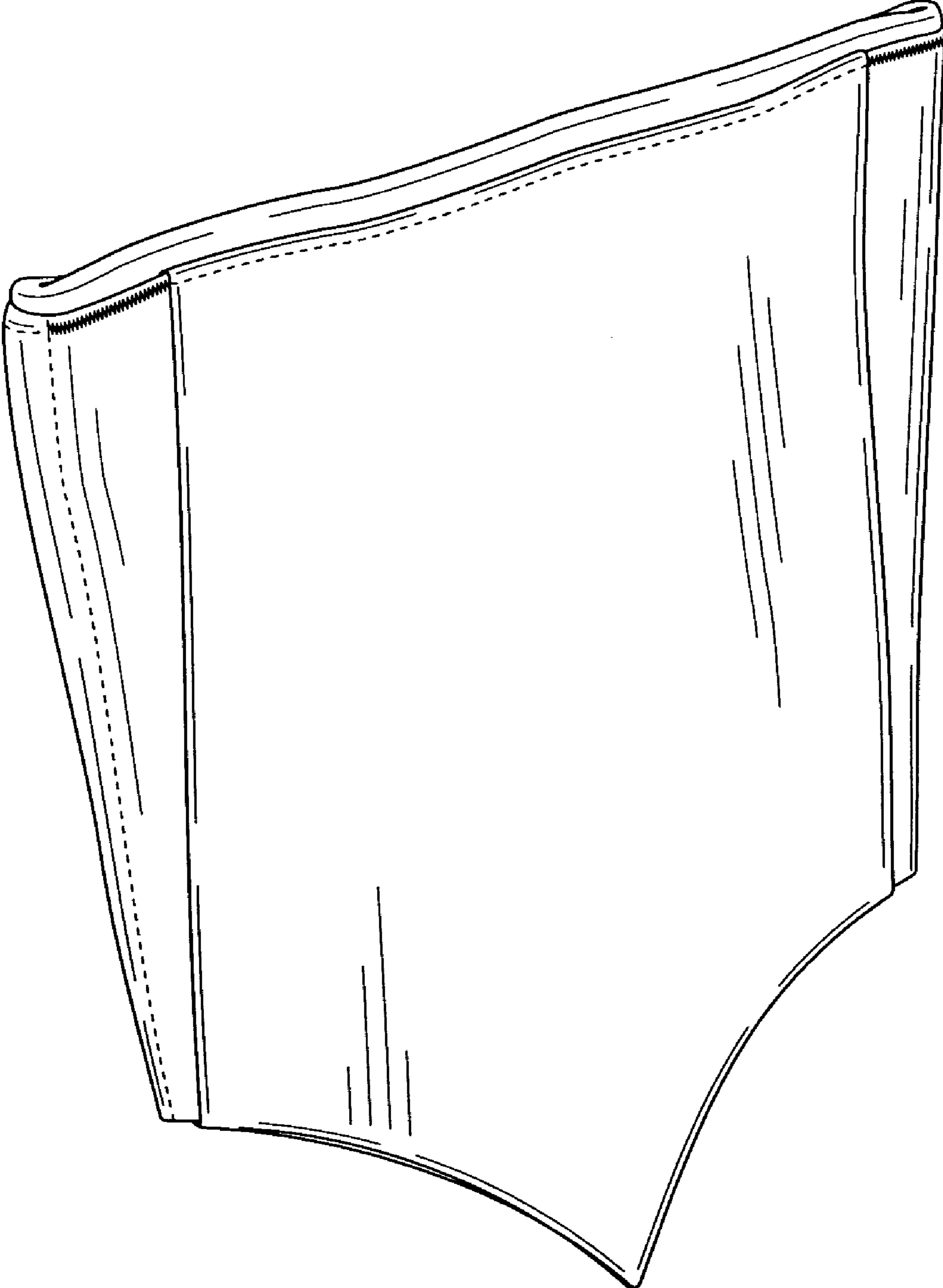


FIG. 1

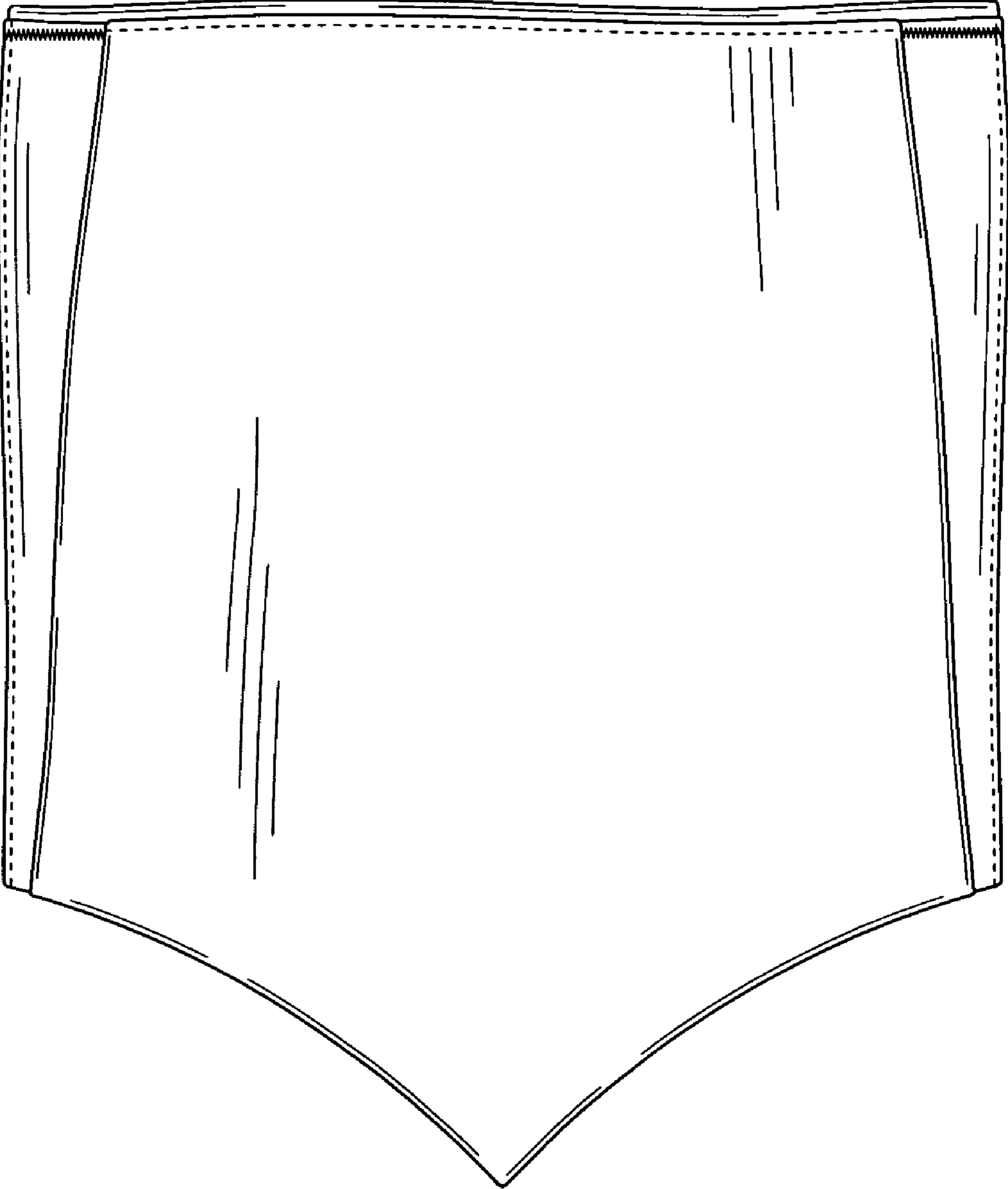


FIG. 2



FIG. 3



FIG. 4



FIG. 5

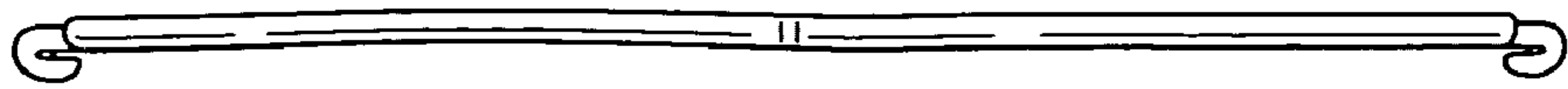


FIG. 6