

US00D584469S

(12) **United States Design Patent**
Yang et al.

(10) **Patent No.:** **US D584,469 S**
(45) **Date of Patent:** **** Jan. 6, 2009**

(54) **TRASH CAN**

(75) Inventors: **Frank Yang**, Rancho Palos Verdes, CA (US); **Tzu-Hao Wei**, Hacienda Heights, CA (US); **Di-fong Chang**, Torrance, CA (US); **William Shyh-Chen Hsu**, Diamond Bar, CA (US); **Po-Ling Huang**, Los Angeles, CA (US)

(73) Assignee: **Simplehuman LLC**, Torrance, CA (US)

(**) Term: **14 Years**

(21) Appl. No.: **29/301,031**

(22) Filed: **Feb. 5, 2008**

(51) **LOC (9) Cl.** **09-09**

(52) **U.S. Cl.** **D34/9**

(58) **Field of Classification Search** D34/1-11;
220/908-913, 262-264

See application file for complete search history.

(56) **References Cited**

U.S. PATENT DOCUMENTS

D488,604 S *	4/2004	Yang et al.	D34/9
D489,853 S *	5/2004	Verbeek et al.	D34/7
D489,857 S *	5/2004	Yang et al.	D34/9
D517,763 S *	3/2006	Daams	D34/9
D525,756 S *	7/2006	Yang et al.	D34/9
D528,726 S *	9/2006	Lin	D34/9

7,121,421 B2 *	10/2006	Yang et al.	220/263
D532,175 S *	11/2006	Lin	D34/7
D533,703 S *	12/2006	Lin	D34/7
D539,498 S *	3/2007	Yang et al.	D34/9
D540,000 S *	4/2007	Mandel	D34/7
D547,020 S *	7/2007	Chen	D34/7
D557,869 S *	12/2007	Hawker et al.	D34/9
D559,494 S *	1/2008	Yang et al.	D34/7
D564,169 S *	3/2008	Wang	D34/7
2005/0082196 A1 *	4/2005	Lin	206/554

* cited by examiner

Primary Examiner—Cynthia E Ramirez

(74) *Attorney, Agent, or Firm*—Raymond Sun

(57) **CLAIM**

The ornamental design for a trash can, as shown and described.

DESCRIPTION

FIG. 1 is a perspective view of a trash can showing our new design;


FIG. 2 is a front plan view of the trash can of FIG. 1;

FIG. 3 is a rear plan view the trash can of FIG. 1;

FIG. 4 is a left side plan view of the trash can of FIG. 1; the right side being identical; and,

FIG. 5 is a top plan view of the trash can of FIG. 1.

1 Claim, 5 Drawing Sheets






FIG. 1

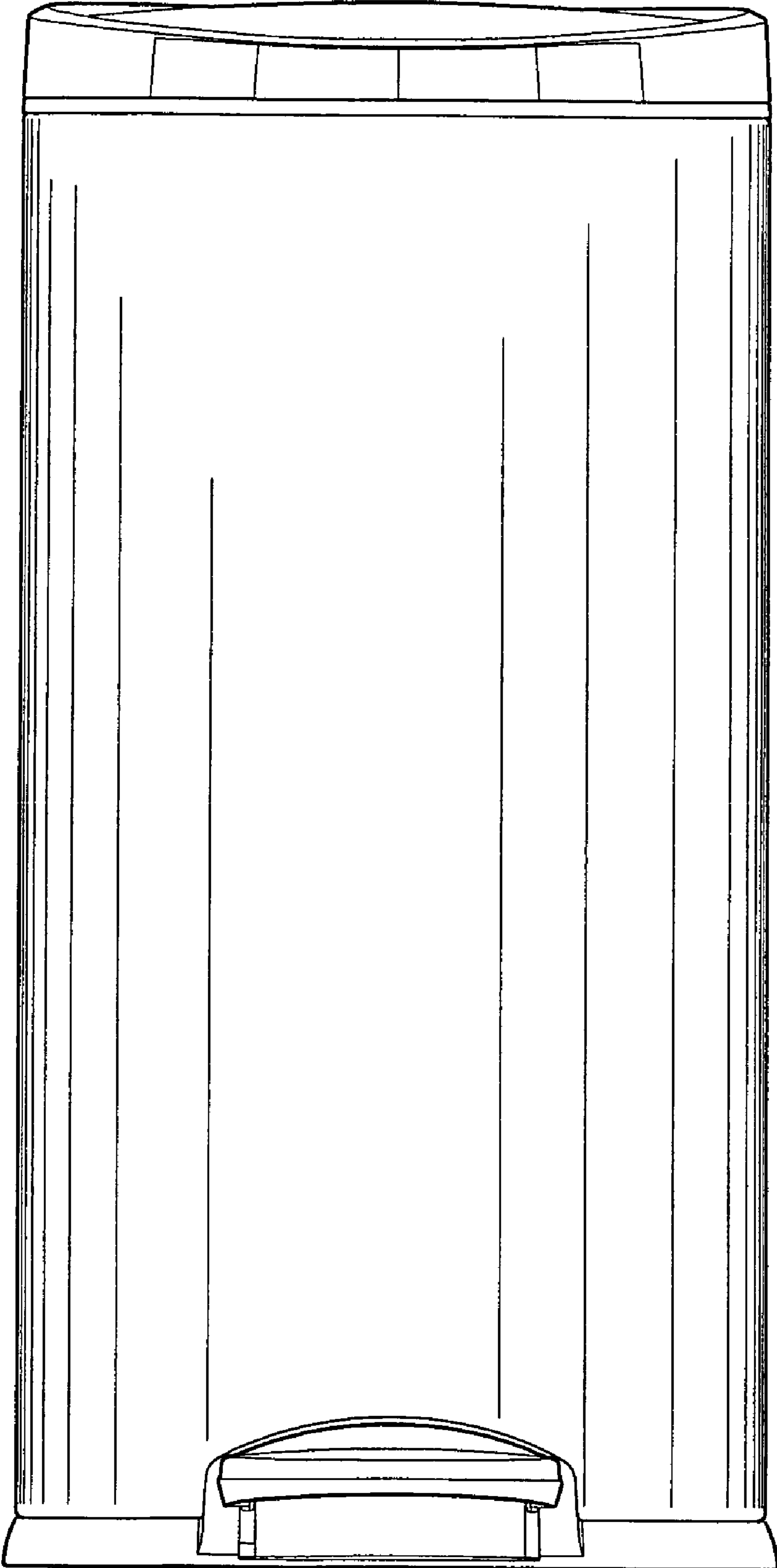


FIG. 2




FIG. 3

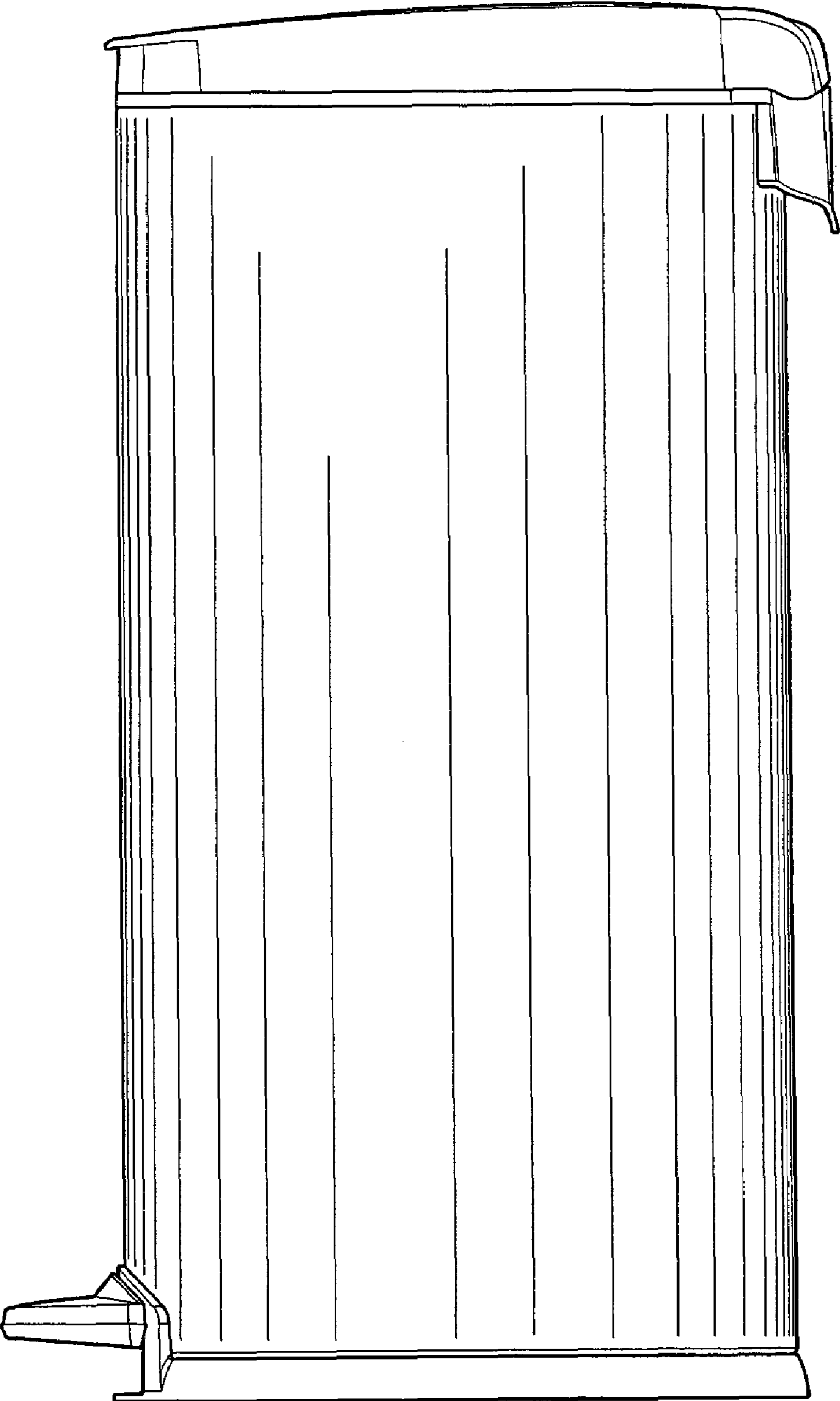


FIG. 4

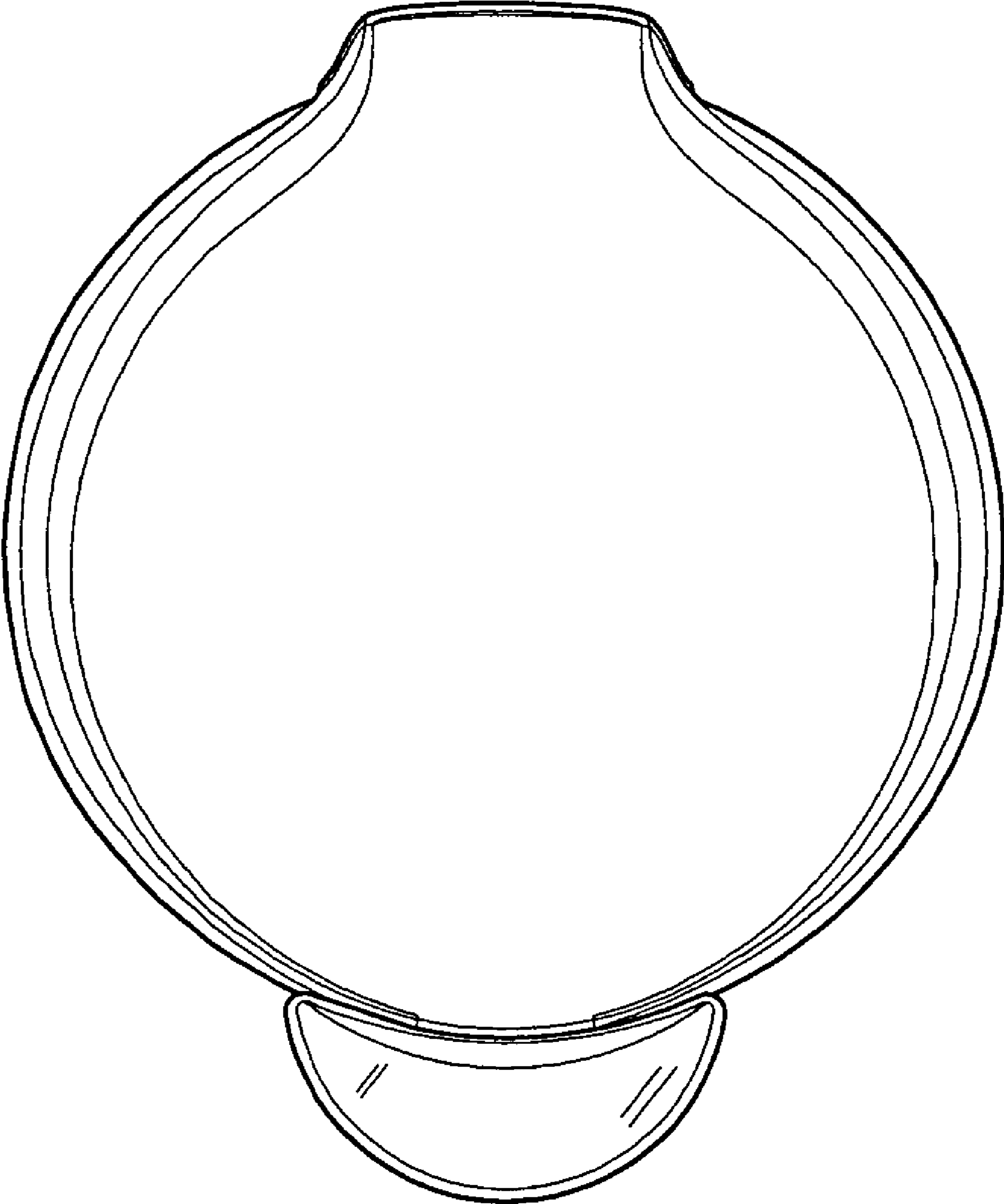


FIG. 5